



UT MARTIN SKYHAWKS

2021 FOOTBALL



MEDIA GUIDE



UT MARTIN SKYHAWKS



UT MARTIN SKYHAWKS

FOOTBALL



SCHOOL INFORMATION

Name of School:	UT Martin
Location:	Martin, Tenn.
Founded:	1900, Senior College 1951
Enrollment:	6,850
Nickname:	Skyhawks
Colors:	Navy Blue and Orange
Stadium:	Hardy M. Graham Stadium
Capacity:	7,500
Surface:	Field Turf
Affiliation:	NCAA Division I (FCS)
Conference:	Ohio Valley
Chancellor:	Dr. Keith Carver
Director of Athletics:	Kurt McGuffin
Ticket Office Phone:	(731) 881-7207
Football Building Phone:	(731) 881-7670

TEAM INFORMATION

2020 Overall Record:	3-4	H: 2-2	A: 1-2
2020 Conference Finish:	3-4 (5th)	H: 2-2	A: 1-2
Basic Offense:	Multiple		
Basic Defense:	4-2-5		
Players Returning			
Offense: 40	Defense: 43	S/T: 3	Total: 86
Starters Returning/Lost			
Offense: 9/2	Defense: 9/2	Total: 18/4	
Newcomers			
Offense: 24	Defense: 15	S/T: 2	Total: 41

COACHING STAFF

Head Coach:	Jason Simpson
Alma Mater:	Southern Miss, 1995
Career Record (yrs):	90-77 (16th seasons)
OVC Record (yrs):	72-46 (16th seasons)

PROGRAM HISTORY

First Year of Football:	1925
First Year of Division I FCS:	1992
All-Time Record:	375-506-20 (92nd)
All-Time OVC Record:	92-130 (30th)
OVC Championships:	1 (2006)
FCS Playoff Appearances:	1 (2006)

SPORTS INFORMATION

Football Contact:	Alex Boggis, Asst. Sports Information Director
Phone:	O:(731) 881-7694 / C:(618) 357-1536
Email:	dboggis@utm.edu
SID Fax:	(731) 881-7624
Press Box Phone:	(731) 881-7694
SID Mailing Address:	1022 Elam Center 15 Mount Pelia Road Martin, Tenn. 38238
Website:	www.UTMSports.com
Facebook:	www.facebook.com/UTMSports
Twitter:	@UTMSports / @UTM_Football

2020 SCHEDULE

2/28	at Murray State*	L, 14-10
3/7	Eastern Illinois*	W, 28-15
3/14	#10 Jacksonville State*	L, 37-20
3/21	at Austin Peay*	W, 37-34
3/28	at Tennessee State*	L, 26-24
4/3	Southeast Missouri*	L, 21-16
4/11	Tennessee Tech*	W, 40-7

2021 SCHEDULE

9/2	at Western Kentucky	7 pm
9/11	Samford	6 pm
9/18	at Northwestern State	6 pm
9/25	at Jacksonville State	3 pm
10/9	Murray State*	2 pm
10/16	at Eastern Illinois*	2 pm
10/23	Southeast Missouri	2 pm
10/30	Austin Peay*	2 pm
11/6	Tennessee State*	2 pm
11/13	at Tennessee Tech*	1:30 pm
11/20	at Southeast Missouri*	1 pm

TABLE OF CONTENTS

INSIDE THE GUIDE

Quick Facts.....	3
Media Information.....	4

COACHING AND SUPPORT STAFF

Head Coach Jason Simpson	6-9
Assistant Coaches.....	10-16
Support Staff.....	16

MEET THE SKYHAWKS

Rosters.....	18-19
Player Bios.....	20-41

SEASON PREVIEW

Season Outlook.....	43
Preseason Depth Chart	44
Position/State Breakdown	45-46
Opponent Quick Facts.....	47-49
OVC Composite Schedule	50

YEAR IN REVIEW

2020 Recap.....	52
Statistics.....	53-62
OVC Standings.....	63
Game-by-Game Recaps.....	64-67
Individual Accolades	67

PROGRAM RECORD BOOK

All-Time Results	69-73
Record Against FBS	73
Year-by-Year Results	74-81
Homecoming/Season Opener Results	81
OVC Standings.....	82
All-Time Roster.....	84-87
All-Time Head Coaches	88-89
Historical Coaching Staffs	90-91
Record Book.....	92-110
All-Americans.....	111
All Conference Players of the Year.....	112
All-Conference Selections.....	113-114
OVC Players of the Week.....	115
Championships	116-119
NFL Connections	120-121
UT Martin Hall of Fame	122

THIS IS UT MARTIN

UT Martin Campus Features	124-125
UT Martin Campus Map.....	126-127
UT Martin Quick Notes.....	128
Skyhawk Athletics.....	129
UT Martin General Info/About Martin.....	130-131
Hardy M. Graham Stadium	132-133
Strength and Conditioning.....	134-135
Notable Alumni	136
Ohio Valley Conference	137-139
Sgt. York Trophy	140-141
Kurt McGuffin, Director of Athletics.....	142

CREDITS

The 2021 UT Martin Football Media Guide was written and produced by assistant sports information director Alex Boggis, using Adobe InDesign CC. Photos by Nathan Morgan, Raffae Lazarian, Steve Mantilla, Phil Blakley, Courtney Metzger and Trevor Ruszkowski along with special contributions from the New York Giants, New England Patriots and Baltimore Ravens.

The University of Tennessee at Martin does not discriminate on the basis of race, sex, color, religion, national origin, age, disability or veteran status in provision of educational opportunities or employment opportunities and benefits. UT Martin does not discriminate on the basis of sex or disability in the education programs and activities which it operates, pursuant to requirements of Title VI of the Civil Rights Act of 1964 as codified in 42 U.S.C. 2000D; Title IX of the Educational Amendments of 1972, Public Law 92-318; Section 504 of the Rehabilitation Act of 1973, Public Law 93-112; the Americans with Disabilities Act of 1990, Public Law 101-336; and the Age Discrimination in Employment Act. This policy extends to both employment by and admission to the university. Inquiries concerning Title VI, Title IX, Section 504, the Americans with Disabilities Act, and the Age Discrimination in Employment Act should be directed to the Office of Equity and Diversity, 240 Gooch Hall, UT Martin, Martin, TN 38238-5002, 731-881-7202. Charges of violation of the above policy also should be directed to the Equity and Diversity Officer. E05-0416-00-001-22

MEDIA INFORMATION



RYNE RICKMAN
SPORTS INFORMATION DIRECTOR

Men's Basketball, Volleyball, Golf, Rifle,
Beach Volleyball, Rodeo and Equestrian

OFFICE PHONE:
731-881-7632

CELL PHONE:
270-703-2601

EMAIL:
RRICKMAN@UTM.EDU



ALEX BOGGIS
ASST. SPORTS INFORMATION DIRECTOR

Football, Women's Basketball, Softball,
Cross Country and Track

OFFICE PHONE:
731-881-7694

CELL PHONE:
618-357-1536

EMAIL:
DBOGGIS@UTM.EDU



BRANDON BURKE
SPORTS INFORMATION INTERN

Baseball, Soccer and Tennis

OFFICE PHONE:
731-881-7694

CELL PHONE:
276-832-1840

EMAIL:
BBURKE10@UTM.EDU

Office Fax: 731-881-7624
Web Site: UTMSports.com
Facebook: [/UTMSports](https://www.facebook.com/UTMSports)
Twitter: [@UTMSports](https://twitter.com/UTMSports)
Instagram: [UTMSports](https://www.instagram.com/UTMSports)

Mailing Address:
UT Martin Sports
Information
1022 Elam Center
Martin, TN 38238

INTERVIEW POLICIES

Media interviews with players and coaches are encouraged, and every effort will be made to accommodate media requests. In light of the COVID-19 pandemic, phone or virtual interviews are recommended for the 2021 season. In-person interviews will be allowed on a case-by-case basis. Reach out through the sports information office to set up an interview with head coach Jason Simpson and Skyhawk student-athletes.

POSTGAME AVAILABILITIES

Skyhawk head coach Jason Simpson and select players will be made available upon request for a postgame virtual interview via zoom at the conclusion of each home game. Reach out to Alex Boggis (dboggis@utm.edu) for login information to the postgame press conference or to request a player. After the contest, a full stat package will be available on UTMSports.com. In compliance with social distancing guidelines due to the COVID-19 pandemic, limited space will be made available following postgame interviews for filing stories.

CREDENTIALS

Media credentials are required for all Skyhawk home games and can be obtained through the sports information office. Please notify assistant sports information director Alex Boggis at least 24 hours in advance of home games and at least 72 hours in advance of road games. Passes may be picked up in advance at the Sports Information Office or on game day at the will call window at Hardy M. Graham Stadium. Media parking is located in the lot just behind the Graham Stadium press box. Parking passes must be requested with media passes.

PRESS BOX & FIELD ACCESS

Because of the ongoing COVID-19 pandemic, limited member of the media will be allowed access to the press box or inside the fence that surrounds the playing field of Hardy M. Graham Stadium during the 2021 season. For photography purposes, members of the media may shoot from the stands or outside the black fence/restricted areas that surrounds the playing field. UT Martin Athletics will have a pool photographer present and will provide photos upon request.

GAMEDAY DOCUMENTS (STATS/NOTES/ROSTERS)

Media will not be provided hard copies of roster flipcards, game notes or final statistics. Live stats, courtesy of StatBroadcast can be found at UTMStats.com while previously mentioned documents along with postgame stat books will be available online at www.UTMSports.com/FootballMediaCenter.

ON THE WEB

A wealth of resources for the UT Martin sports information department can be found at www.UTMSports.com, powered by SIDEARM Sports. The site features updated schedules, rosters, player information, game notes and statistics.

SKYHAWKS IN PRINT

The name of our institution is **The University of Tennessee at Martin** and if abbreviated, should be referred to as **UT Martin**. The University of Tennessee at Martin should be used as the first reference in a news story. UT Martin should be used in subsequent references and **UTM** is acceptable in headlines. **Tennessee-Martin, UT-Martin, UT or Martin should never be used.** The description Skyhawks should be used to represent all UT Martin athletic teams. Lady-Skyhawks or Hawks should never be used.

SPORTS INSIDE ATHLETICS SKYHAWK CLUB TICKETS SKYHAWK MEDIA FAN ZONE

FOOTBALL

Schedule Roster Coaching Staff Statistics Archives More +

SEASON TICKETS ON SALE!

UT MARTIN FOOTBALL SEASON TICKETS AND CHAMPIONS CLUB MEMBERSHIPS ARE ON SALE NOW

SINGLE GRID ARCHIVES



COACHING
STAFF



JASON SIMPSON

HEAD COACH • 16th YEAR

BIRTHDATE: Jan. 25, 1971
BIRTHPLACE: Ellisville, Miss.
FAMILY: Julie Wilkerson (wife)
 Emma, Ty and Graham

EDUCATION

HIGH SCHOOL: South Jones High School
COLLEGE: Southern Miss (1994)

PLAYING EXPERIENCE

Mississippi State: Football (1990-92)
 Southern Miss: Baseball (1992-94)

COACHING EXPERIENCE

Head Coach - UT Martin (2006-present)
 Off. Coordinator - Chattanooga (2003-05)
 QB Coach - Texas State (2000-03)
 QB/WR Coach - Blinn Junior College (2000)
 QB Coach - Jacksonville State (1997-99)
 DB Grad. Assistant - Delta State (1995)

ADDITIONAL ACCOLADES

Won Sgt. Alvin York Trophy (2010, 12, 14, 15, 16, 18, 19, 20)
 Won OVC Championship (2006)
 AFCA Region 3 Coach of the Year (2006)
 OVC Roy Kidd Coach of the Year (2006)

NOTABLE FACTS

- Simpson is the longest tenured head football coach in the Ohio Valley Conference (entering his 12th season)
- Has a 72-46 career record against OVC foes (UTM won 20 OVC games in 14 season before Simpson)
- Coached all 16 All-Americans at UT Martin
- Produced 13 players who have advanced to NFL opportunities. The list includes Montori Hughes, who became the first UT Martin player chosen in the NFL Draft since 1996 when the Indianapolis Colts snagged the defensive tackle in the fifth round of the 2012 draft.

The longest tenured head football coach in the Ohio Valley Conference is Jason Simpson, who has transformed the University of Tennessee at Martin program into one of the winningest teams in the OVC since his first season in 2006.

In 15 years, Simpson has led UT Martin to an 90-77 record (.539 winning percentage) and a 72-46 mark against OVC opponents (.610 winning percentage). That comes after the program had won 20 OVC games in its first 14 seasons in the league. He also has presided over 102 All-OVC players after the program tallied 33 such players in its first 14 seasons in the OVC.

Simpson's 90 career victories rank sixth in OVC history while his 72 conference wins come in at fourth place.

Three of the program's seven 8-win seasons have come under Simpson, including all three at the Football Championship Subdivision level. He was responsible for the program's first-ever OVC championship team in 2006, as that team ended the season with a national No. 13 ranking after finishing 9-3.

Simpson is a three-time finalist for the Eddie Robinson FCS Coach of the Year Award in 2006, 2012 and 2016 while finishing fourth overall in 2006. He won the OVC's Roy Kidd Coach of the Year award and the American Football Coaches Association Region 3 Coach of the Year accolade in 2006, his debut season at UT Martin.

A total of 16 Skyhawks have been named an All-American under Simpson. Those include Alex Atkins (2006), Don Chapman (2006), Jessie Burton (2006), Josh Yarbrough (2007), Dontrell Miller (2008), Ray Williams (2008), Joe Gibbs (2009), Josh Bey (2009), CJ Estelle (2011), Montori Hughes (2012), Quentin Sims (2012), Jeremy Butler (2013), Ben Johnson (2013), Tony Bell (2013, 2014), Rodney Williams II and Terry Williams (2019).

In April 2012, Hughes became the 12th UT Martin player and first since 1996 to be selected in the NFL Draft. Hughes was picked by the Indianapolis Colts in the fifth round (139th overall). Since 2011, Gibbs (St. Louis Rams, Green Bay Packers), Sims (Atlanta Falcons, New England Patriots), Derek Carr (New York Giants), Johnson (Kansas City Chiefs), Butler (Baltimore Ravens), DJ Roberts (Baltimore Ravens), Abou Toure (Indianapolis Colts), Charles Sweeton (Kansas City Chiefs), Bell (Tennessee Titans) and Corey Jordan (Jacksonville Jaguars) have all received opportunities with NFL teams.

Simpson also coached Chapman for two seasons, who became just the 14th Division-I player to rush for 1,000 yards in four consecutive seasons. He was named the program's first-ever OVC Offensive Player of the Year in 2006.

The Skyhawks have won or shared the Sgt. Alvin C. York Trophy - which was established in 2007 and is given annually to the best of the four OVC teams located in Tennessee - eight times. The Skyhawks won the trophy in 2010 and shared it in 2012, 2018, 2019 and 2020 while claiming the trophy outright in 2014, 2015 and 2016. UT Martin owns a 29-13 all-time record in the Sgt. York Trophy series, which is the best mark out of the four OVC schools.

UT Martin posted a 7-5 record while going 6-2 in the OVC in 2019 to finish one game out of first place. The Skyhawks went 5-0 at home while ranking amongst OVC leaders in scoring offense (30.5 ppg, second), scoring defense (19.5, first), pass efficiency (144.7, second), pass defense efficiency (111.0, first), punt return average (16.9, first), interceptions (nine, second), sacks (25, first) and turnover margin (+5, first). As a whole, nine Skyhawks garnered 11 postseason honors as the group of Aries Davis, Austin Pickett, TJ Jefferson, JaQuez Akins and Terry Williams earn All-OVC first team honors while Peyton Logan, Colton Dowell and DaVonte Maura picked up second team honors. Freshman quarterback John Bachus III - a finalist for the Jerry Rice Freshman of the Year Award - was named the program's second OVC Freshman of the Year along with All-Newcomer honors.

The 2018 campaign saw the Skyhawks post their first sub-500 conference season under Simpson going 2-9 overall and 2-6 in conference play. Plagued by injuries throughout the season, UT Martin still led the OVC in kickoff coverage, completion percentage, field goal percentage and tackles for loss per game. Meanwhile, the trio of James Gilleylen (All-OVC second team), Julian Crutchfield (All-OVC second team) and Terry Williams (All-Newcomer) earned

postseason honors while the squad tied in the Sgt. York Trophy race.

In 2017, UT Martin would return to the national polls for the first time since 2013, spending three weeks ranked in both the STATS FCS Top 25 and FCS Coaches Poll. The Skyhawks would rank as high as 18th after defeating No. 15 Chattanooga and No. 20 Tennessee State in consecutive weeks. UT Martin would ultimately finish the season with a 6-5 overall record while going 4-4 in OVC play – cementing the program's 13th straight season of finishing at least .500 in league play.

Paving the way for UT Martin was the play of the team's record-setting defense. The Skyhawks finished the regular season ranked nationally in the top-10 in red zone defense (third, 60.6 percent), scoring defense (fourth, 14.3), third down conversion defense (fifth, 28.7 percent), total defense (sixth, 273.8 ypg), punt return defense (seventh, 3.59), first downs defense (eighth, 168 ypg), team passing efficiency defense (eighth, 104.3), fourth down conversion defense (eighth, 28.6 percent), kickoff returns (eighth, 24.33 ypr) and passing yards allowed (ninth, 159.9 ypg).

Six players were honored for their impressive play as All-OVC performers. Senior safety Kahlid Hagens earned his second All-OVC first team honor while the group of Ladarius Galloway, Jay Murphy, James Gilleylen, Tae Martin and Peyton Logan earned All-OVC second team honors. Galloway and Logan also were rewarded for their breakout seasons with All-Newcomer honors.

UT Martin produced yet another top finish in the league in 2016 after posting a 7-5 overall record and 6-2 mark in OVC play to finish second in the league standings – despite playing three FBS opponents. It marked the fourth time in program history that the Skyhawks finished in top two in the league standings, sitting only behind No. 3 ranked Jacksonville State – en route to being named a finalist for the Eddie Robison Coach of the Year Award. As a squad, the Skyhawks ranked first or second in 18 different statistical categories in league play including scoring offense (32.3 ppg, 2nd), scoring defense (24.0 ppg, 2nd), total defense (322.4 ypg, 2nd), rushing defense (128.3 ypg, 2nd) and pass defense (194.1 ypg, 2nd).

Seven players were recognized as All-OVC performers led by first team selections for Kahlid Hagens and Robert Burleigh. Ben Axline, Kenneth Crenshaw, Keith Jones, Damani Taylor and Tae Martin all earned second team honors while Londell Lee earned an All-Newcomer nod. Hagens led a talented defense with 93 tackles while pacing the squad with four interceptions and two fumble recoveries. He also tallied five pass breakups, two quarterback hurries and a pair of forced fumbles. Burleigh anchored an offensive line which ranked as one of the nation's best, ranking 24th nationally and first in the OVC in sacks allowed per game (1.25). He started in all 12 games at right tackle while grading out at 84 percent or better. Along with the team's individual accolades, the squad retained the Sgt. York Trophy after holding the tie-breaker in a three-way series tie.

On top of defending the Sgt. York Trophy once again, the Skyhawks continued their climb atop the OVC rankings once again in 2015, finishing third with a conference mark of 6-2 while finishing the season at 7-4 overall despite facing a pair of FBS opponents in Ole Miss and Arkansas. Faced with one of the toughest schedules in the country, Simpson led his team to be one of the top offensive threats around while receiving votes in both polls for nine consecutive weeks to close out the regular season. The Skyhawks ranked first in the OVC and 16th in the country in third down conversion percentage while ranking in the top-15 nationally in passing offense (11th, 293.5 ypg), red zone offense (13th, 86.8%), scoring offense (13th, 35.5 ppg) and total offense (14th, 456.6 ypg).

Six players off the 2015 squad were recognized as All-OVC performers by the league's head coaches and sports information directors, including Jarod Neal, Rod Wright, Jackson Roberts, Damani Taylor, Marquis Clemons and Jackson Redditt. Neal headlined a list with one of the best individual seasons in UT Martin history after completing 246 passes for 3,117 yards and 30 touchdowns. Neal notched five 300-yard passing games while notching six games with at least three passing touchdowns – including a personal-best six touchdown performance against Bethel. Wright, a senior wide receiver, finished just short of becoming the programs fourth 1,000-yard receiver while leading the OVC and ranking third nationally with 14 touchdown receptions.

The 2014 season saw the Skyhawks clicked midway through the season and ended the campaign as one of the hottest teams in the nation. UT Martin won five of its last six outings - with the only setback coming against FBS No. 1 ranked Mississippi State - to conclude the season with a 6-6 overall mark and 5-3 record in the OVC. Included in the aforementioned hot streak was a five-game winning streak in OVC play, which occurred only for the second time in program history (also happened in 2006 under Simpson).

Simpson oversaw three program greats in Bell, Toure and Sweeton in 2014. Bell captured his second straight All-American honor while finishing 16th in the final voting for The Sports Network Buck Buchanan Award, annually presented to the best defensive player in the FCS ranks. He rounded out his career with a school-record 22.5 career sacks while ranking in the top-10 nationally in fumble recoveries (3, sixth) and tackles for loss (21, 10th). Meanwhile, Toure became just the sixth player in program history to rush for over 1,000 yards in a season as his 1,138 rushing yards ranked as the third-best single-season performance in school history. Toure's 234 rushing yards at Murray State on Nov. 1 were the most in the OVC in 2014 and the third-best rushing effort in program history. Sweeton was tabbed as a Preseason All-American selection and started every game in 2014, extending his consecutive starts streak to 46 (every game of his collegiate career). He conceded only one sack in his final two seasons at left tackle, earning All-OVC accolades in both 2013 and 2014.



2006 OVC CHAMPIONS • 2021 UT MARTIN FOOTBALL GUIDE • EIGHT-TIME SGT. YORK TROPHY

6th MOST WINS IN OVC HISTORY SINCE 1948

COACH (PROGRAM)	W	L	%
Roy Kidd (EKU)	315	123	.715
Boots Donnelly (AP/MTSU)	154	94	.620
Charles Murphy (MTSU)	117	53	.683
Jimmy Feix (WKU)	99	43	.690
Bob Spoo (EIU)	92	82	.529
Jason Simpson (UTM)	90	77	.539
Don Wade (TTU)	81	78	.509
Jack Crowe (JSU)	73	39	.652
Wilburn Tucker (TTU)	70	66	.514
Bill Furgerson (MUR)	60	49	.549

ALL-AMERICAN ATHLETES

Alex Atkins (2006)	CJ Estelle (2011)
Don Chapman (2006)	Montori Hughes (2012)
Jessie Burton (2006)	Quentin Sims (2012)
Josh Yarbrough (2007)	Jeremy Butler (2013)
Dontrell Miller (2008)	Ben Johnson (2013)
Ray Williams (2008)	Tony Bell (2013, 2014)
Joe Gibbs (2009)	Terry Williams (2019)
Josh Bey (2009)	Rodney Williams (2020)

NFL OPPORTUNITIES

Tony Bell (LB)	Tennessee Titans
Jeremy Butler (WR)	Baltimore Ravens
	San Diego Chargers
	Buffalo Bills
Derek Carr (QB)	New York Giants
Joe Este (S)	Tennessee Titans
Joe Gibbs (OT)	St. Louis Rams
	Green Bay Packers
Montori Hughes (DT)	Indianapolis Colts
	New York Giants
	Kansas City Chiefs
Ben Johnson (LB)	Kansas City Chiefs
Corey Jordan (TE)	Jacksonville Jaguars
Jaylon Moore (WR)	Baltimore Ravens
DJ Roberts (DL)	Baltimore Ravens
Quentin Sims (WR)	New England Patriots
Charles Sweeton (OL)	Kansas City Chiefs
Abou Toure (RB)	Indianapolis Colts

4th MOST OVC-ONLY WINS IN HISTORY

COACH (PROGRAM)	W	L	%
Roy Kidd (EKU)	207	61	.768
Boots Donnelly (AP/MTSU)	102	52	.662
Charles Murphy (MTSU)	73	26	.733
Jason Simpson (UTM)	72	46	.610
Bob Spoo (EIU)	68	44	.607
Jimmy Feix (WKU)	67	28	.701
Don Wade (TTU)	60	52	.534
Jack Crowe (JSU)	59	20	.747
Wilburn Tucker (TTU)	49	34	.588
Dean Hood (EKU)	44	19	.698

*WINNING PERCENTAGE DOES NOT INCLUDE TIES

In 2013, UT Martin once again established itself as one of the best programs in the OVC, finishing with a 7-5 overall record and 5-3 mark against league foes. That marked the fifth winning season under Simpson and third in a span of four years. Simpson became the first UT Martin football coach to post back-to-back winning seasons since George MacIntyre in 1976-77.

The Skyhawks spent three weeks in the Sports Network Football Championship Subdivision polls in 2013, with their only losses coming to Football Bowl Subdivision opponents Boise State and Memphis and FCS playoff participants Eastern Illinois, Tennessee State and Jacksonville State. UT Martin defeated ranked FCS opponents Chattanooga (31-21) and Central Arkansas (24-23) in the first three weeks of the season and was ranked No. 22 in the nation by the Sports Network on Sept. 30.

Simpson oversaw eight All-OVC players in 2013, including all-time program greats Johnson, Butler and DJ McNeil. Johnson led the OVC in tackles for the second straight season while Butler concluded his two-year career ranking in UT Martin's top-five lists in 100-yard receiving games (eight, first), touchdown receptions (20, second), receptions (141, third) and receiving yards (1,953, fifth). McNeil rounded out his career ranking third in UT Martin history in rushing touchdowns (21) and fifth in rushing yards (2,160).

Simpson also coached Bell in 2013, who earned National Defensive Player of the Week honors twice. Bell led the OVC with 10.5 sacks and 15 tackles for loss in 2013.

In 2012, the Skyhawks finished the season with the best overall winning percentage in the OVC (.727, 8-3 record). That winning percentage was the second-highest in program history in the program's FCS era. UT Martin also tied a program record with six OVC victories against only two losses, including a 51-37 win over regular season champion Eastern Illinois for the Panthers' only OVC loss. The Skyhawks also recorded one of the biggest wins in program history, a 20-17 win over in-state FBS opponent Memphis (one of only 10 victories by FCS teams over FBS teams in 2012).

Simpson coached the end of the career of Carr, who will go down as one of the best quarterbacks in OVC history. A three-year starter (2010-12), Carr wrapped up his Skyhawk career as the school's all-time record holder with 69 touchdown passes (third in OVC history), 8,484 yards of total offense (fourth in OVC), 665 completions (fourth in OVC), 8,428 passing yards (fourth in OVC) and 1,110 pass attempts (fifth in OVC). Carr was the only FCS or FBS player to complete seven touchdown passes on two separate occasions (at Murray State on Oct. 13 and against Jacksonville State on Nov. 3). In the game at Murray State, he set the NCAA single-game mark with a 243.78 passing efficiency ranking after completing 42-of-46 passes for 560 yards (the most yards thrown by an OVC player all season) against zero interceptions.

UT Martin went 5-6 with a 4-4 OVC mark in 2011. The Skyhawks led the OVC in tackles for loss (7.73 per game) and least sacks allowed (0.45 per game) while also boasting Estelle in 2011, who led the nation in punt return yardage (17.69 yards per return).

As a team UT Martin won the Sgt. Alvin York Trophy in 2010 when it went 6-5 overall and 5-3 in the OVC. The Sgt. York Trophy was not the only piece of the puzzle for the Skyhawks in 2010. Simpson led his charges to a 10-7 Homecoming victory and the first ever win over perennial power Eastern Kentucky in school history. The Skyhawks led the OVC in pass efficiency defense (104.89), pass defense (154 yards per game) and total defense (299.27 ypg) in 2010.

The Skyhawks received votes in the FCS polls seven out of 14 weeks during the 2009 season. UT Martin marched to a 5-6 overall record and sported a 4-4 OVC worksheet. The team opened its campaign with a 56-0 lambasting over Iowa Wesleyan and won three of its last four games of the season in convincing fashion.

In 2009, UT Martin led the OVC in passing offense (243 yards per game) thanks to Cade Thompson, Simpson's starting quarterback from 2008-09. Gibbs also wrapped up his spectacular career by being named to three All-American teams and claiming UT Martin's Bob Carroll Male Athlete of the Year Award.



Simpson led the 2008 Skyhawks to an 8-4 overall campaign and a 6-2 OVC record. The team received votes in both the FCS Coaches Poll and the Sports Network Poll, and was ranked 25th in the nation in the final Sports Media Entertainment (SME) Network poll. The 2008 squad led the OVC in passing offense (235.08), scoring offense (37.33), sacks (2.50), tackles for loss (8.00) and sacks allowed (1.17).

In 2007, the Skyhawks closed out the season by winning four of their last five games. The Skyhawk offense exploded in the second half of the season with a 76-34 victory over Murray State and a 55-20 thumping over Southeast Missouri State. While the second half of the season was loaded with excitement, the Skyhawks lost their first three OVC games by a combined nine points. The team finished the season with a 4-7 overall record and a 4-4 mark in the OVC. UT Martin led the OVC in total offense (430.55), scoring offense (33.36) and passing efficiency (135.61).

In 2006, the Skyhawks posted a 9-3 overall record and a 6-1 mark in the OVC standings. The overall worksheet was the best for the Skyhawks since 1988 when they advance to postseason play as a Division II team. The six OVC victories were the most for the Skyhawks since joining the league in 1992. Of the nine victories, five were road wins and it marked the first time the Skyhawks won an OVC road game since 1996.

Along with wins, Simpson led the Skyhawks to national rankings for the first time since 1989. UT Martin finished the season ranked No. 13 in the final FCS poll, the highest an OVC team had been ranked to end a season since 2001.

The 2006 Skyhawks led the OVC in rushing offense (218.25), rushing defense (112.92), pass efficiency defense (91.51), total defense (255.50), scoring defense (15.67), punt returns (11.58) and pass defense (142.58). They also ranked in the top-25 nationally in pass efficiency defense (91.51, second), total defense (255.50, sixth), pass defense (142.58, seventh), rushing offense (218.25, 12th), scoring defense (15.67, 13th), rushing defense (112.92, 15th), sacks allowed (1.17, 18th), punt returns (11.58, 19th) and kickoff returns (21.84, 20th).

Prior to accepting his first head coaching job at UT Martin, Simpson was the offensive coordinator at the University of Tennessee at Chattanooga. He was instrumental in the resurgence of the UTC football program. In 2005, Chattanooga posted a 6-5 campaign, the school's first winning season since 1997.

Before Chattanooga, Simpson coached at Texas State University, a member of the Southland Football League. He coached quarterbacks, receivers and served as the team's recruiting coordinator. In 2000, Texas State posted a 7-4 record, the school's first winning season in 10 years.

Simpson served as an assistant coach from 1997-1999 at Jacksonville State University. He coached quarterbacks and was the team's passing game coordinator. He also coached receivers and served as an assistant special teams coordinator. He was a member of the Jacksonville State staff responsible for the third best turnaround in Division I football for the 1997 and 1998 seasons.

An Ellisville, Miss. native, Simpson signed as a quarterback with Mississippi State and played for two seasons for the Bulldogs. He also played baseball for Ron Polk at Mississippi State before transferring to Southern Miss in 1992. At Southern Miss, Simpson was a two-time all-conference selection in baseball and was team captain his senior season.

After earning a bachelor's degree in 1994 from Southern Miss, he spent the next year as a graduate assistant football coach at Delta State, where he coached defensive backs. In the spring of 1995, Simpson served as an assistant football and head baseball coach at Collins High School in Mississippi.

Simpson and his wife, the former Julie Wilkerson, have two sons and a daughter: Ty, Emma and Graham. The family lives in Martin and attends First Baptist Church.

16th YEAR RANKS AS THE LONGEST
TENURED COACH IN THE OVC

SIMPSON VS. ALL OPPONENTS

Arkansas.....	0-1
Auburn.....	0-1
Austin Peay.....	12-3
Baker.....	1-0
Bethel.....	1-0
Boise State.....	0-1
Central Arkansas.....	1-2
Chattanooga.....	2-1
Cincinnati.....	0-1
Clarion.....	1-0
Concordia.....	1-0
Cumberland.....	1-0
Eastern Illinois.....	10-4
Eastern Kentucky.....	5-8
Florida.....	0-1
Gardner-Webb.....	1-0
Georgia state.....	0-1
Hawaii.....	0-1
Iowa Wesleyan.....	1-0
Jacksonville State.....	4-11
Kentucky.....	0-2
Lambuth.....	1-0
Memphis.....	1-2
Middle Tennessee.....	0-1
Mississippi State.....	0-2
Missouri.....	0-1
Missouri State.....	0-2
Murray State.....	11-4
Northern Illinois.....	0-1
Northwestern State.....	1-0
Ohio.....	0-1
Ole Miss.....	0-2
Samford.....	2-0
South Alabama.....	0-1
South Florida.....	0-1
Southeast Missouri.....	10-5
Southeastern Louisiana.....	1-1
Southern Illinois.....	0-2
Southern Miss.....	0-1
Tennessee.....	0-1
Tennessee State.....	8-6
Tennessee Tech.....	11-4
Union College.....	1-0
Urbana.....	1-0
Total.....	90-77

90

WINS LEAD ALL ACTIVE
OVC COACHES



2006 OVC CHAMPIONS • 2021 UT MARTIN FOOTBALL GUIDE • EIGHT-TIME SGT. YORK TROPHY

Year	Overall	Home	Away	Conf.
2006	9-3	4-1	5-2	6-1
2007	4-7	3-2	1-5	4-4
2008	8-4	4-2	4-2	6-2
2009	5-6	4-1	1-5	4-4
2010	6-5	4-1	2-4	5-3
2011	5-6	4-1	1-5	4-4
2012	8-3	4-1	4-2	6-2
2013	7-5	2-3	5-2	5-3
2014	6-6	3-2	2-4	5-3
2015	7-4	3-2	4-2	6-2
2016	7-5	5-0	2-5	6-2
2017	6-5	3-2	3-3	4-4
2018	2-9	2-3	0-7	2-6
2019	7-5	5-0	2-5	6-2
2020	3-4	2-2	1-2	3-4
Total	90-76	52-23	37-55	72-46

CHRIS POLIZZI

Assistant Head Coach | Defensive Coordinator



Chris Polizzi has spent three seasons as an assistant coach at UT Martin since joining the staff in 2018. Polizzi was elevated to the title of defensive coordinator prior to the 2020 season after being named assistant head coach in 2019. He retains his position as the team's defensive backs coach while previously holding roles as the linebacker coach along with recruiting coordinator and co-special teams coordinator for kickoff and kickoff return.

At the reigns of the UT Martin defense in 2020-21 as coordinator, Polizzi spearheaded a dynamic unit which ranked amongst Ohio Valley Conference leaders in third down conversion defense (29.3 percent, first), blocked kicks (6, first), scoring defense (22.0, second), red zone defense (72.7 percent, second), fourth down conversion defense (37.5 percent, third), first down defense (116, second), team tackles for loss (7.7, second), total defense (330.9 ypg, third) and rushing defense (128.9, third).

Three players earned All-OVC honors with Deven Sims and Jay Woods garnering first team accolades while JaQuez Akins was tabbed to the second team. Sims led the team and ranked fourth in the OVC with 60 tackles while his 29 solo stops ranked third. Meanwhile, Woods ranked first in the league with nine pass breakups and second in passes defended. Akins earned his second all-conference honor after leading the country with two forced fumbles and two fumble recoveries.

In his second year at UT Martin, the Skyhawk defense ranked as one top defensive units on both the conference and national stage. The Skyhawks boasted the OVC's top scoring defense in 2019, allowing an average of 19.5 points per game and just 20 touchdowns in league play. UT Martin also paced the league in pass defense efficiency (111.0), redzone defense (73.0 percent), defensive touchdowns (three), sacks (25) and turnover margin (+5) while sitting second in kickoff coverage (39.9). On the national level, the Skyhawks ranked in the top-25 in blocked kicks (9th), punt return defense (10th), blocked punts (11th), defensive touchdowns (11th), fewest penalties per game (15th), fewest penalties (19th), pass defense efficiency (20th) and interceptions (25th).

In addition to team accolades, Polizzi oversaw the development of a pair of All-OVC defensive backs in first team honoree Akins and second team selection DaVonte Maura. Akins burst onto the scene in his first season to rank second on the team and sixth in the OVC with 92 tackles while tallying 5.5 tackles for loss, two fumbles, two fumble recoveries and an interception. Maura wrapped up his two-year stint with the Skyhawks by ranking fifth on the squad with 73 tackles while tallying 11 pass breakups to rank third in the OVC. For his career he notched 20 pass breakups to rank second in program history.

In 2018 the Skyhawk kickoff team ranked second in all of the Football Championship Subdivision (FCS) and first in the OVC allowing 13.79 ypg. In

addition to special teams, the defense finished the year second in the OVC in both total defense and passing defense. Meanwhile through his first cycle as Recruiting Coordinator, the Skyhawks 2019 recruiting class ranked second in all of FCS and first in the OVC for the early December period.

Before UT Martin, Polizzi served as an assistant at OVC foe Tennessee Tech for the 2016 and 2017 seasons. While at Tech, he was charged with overseeing the Golden Eagle defensive backs while also serving as the programs recruiting coordinator.

Prior to joining the Tennessee Tech staff, Polizzi spent the 2015 season as the corners coach at Western Carolina. In just one season with the Catamounts he mentored a second team All-SoCon performer in Trey Morgan.

He joined the Catamounts after serving as a defensive graduate assistant at the University of Iowa. During his time on staff at Iowa, Polizzi worked with Defensive Coordinator Phil Parker coaching the secondary. He worked with current NFL safety Micah Hyde, who was named a first-team All-Big Ten selection and also won the Tatum-Woodson Award. The Hawkeyes went to the Outback Bowl & Gator Bowl in 2013 and 2014 respectively.

Prior to Iowa, Polizzi served as a graduate assistant coach at the University of Utah in 2011 where he coached the tight ends. The Utes entered their first season in the Pac-12 Conference that year, finishing the season with an 8-5 record and a win over Georgia Tech in the Sun Bowl.

Polizzi spent two years as a quality control coach at UCLA working with the secondary there from 2009 to 2010. The Bruins capped the 2009 season with a win over Temple in the Eagle Bank Bowl. Prior to that he was an assistant for four years on the staff at Central Methodist University in Fayette, MO from 2005 to 2008.

As a player, Polizzi was a four-year letter winner at Lake Forest College (Illinois) from 2001-04 and was part of a Midwest Conference championship team. The Foresters won the conference outright in 2002 and played in the NCAA Playoffs. Polizzi, a cornerback, started 24 games in his career finishing his freshmen season tied for the team lead in interceptions.

Polizzi earned a communications degree from Lake Forest in 2005. He later earned a master's degree in special education from Central Methodist in 2007. He earned a second master's in Sport Management from the University of Iowa in 2014.

A Great Barrington, Massachusetts native, Polizzi is married to the former Kelli Ritter.



KEVIN BANNON

Offensive Coordinator | Offensive Line



Kevin Bannon enters his ninth season as an assistant coach at his alma mater UT Martin since joining the staff in 2013. Bannon was elevated to the title of offensive coordinator prior to the 2015 season while retaining his position as offensive line coach - ranking as the longest tenured offensive line coach in the Ohio Valley Conference.

During his tenure at UT Martin, Bannon has overseen the progression and development of All-OVC linemen Robert Burleigh, Kenneth Crenshaw, Aries Davis, Matthan Hatchie, Jackson Roberts and Charles Sweeton along with offensive playmakers Ben Axline, John Bachus III, Colton Dowell, LaDarius Galloway, Londell Lee, Peyton Logan, Jarod Neal, Donnell Williams, Rodney Williams II, Terry Williams and Rod Wright.

In 2020-21, UT Martin's offense ranked as one of the best units in the OVC while ranking amongst league leaders in passing offense (258.9, first), completion percentage (59.6 percent, second) and third down conversion percentage (38.1 percent, second) while scoring 25.0 points per game. The Skyhawks had four players earn All-OVC honors highlighted by Colton Dowell who garnered his second all-conference nod while being joined by first-timers Donnell Williams, Rodney Williams II and Matthan Hatchie. Rodney Williams II also added to his postseason honors by being named an All-American by both STATS Perform and Phil Steele.

In 2019, UT Martin's offense ranked second in the OVC in scoring offense, averaging 30.5 points per game. The Skyhawks would boast five players who garnered postseason honors by the OVC highlighted by freshman John Bachus III being named the program's second OVC Freshman of the Year while becoming a finalist for the STATS FCS Jerry Rice Award. Offensive guard Aries Davis and wide receiver/return specialist Terry Williams was named to the All-OVC first team while Dowell and running back Peyton Logan earned second team honors.

From 2013-17, the Skyhawks formed one of the best offensive lines in the OVC, conceding only 86 sacks in 58 games encompassing while allowing the lowest sacks per dropbacks percentage (4.09 percent) in the league. In that same span, the UT Martin offensive line has helped the Skyhawks average 415.4 yards of total offense and 30.1 points per outing.

In 2016, the Skyhawk offensive line led the league in sacks per dropback percentage at 3.98 percent while boasting three All-OVC honorees on the offensive side of the ball. Offensive guard Robert Burleigh earned a spot on the first team after pacing an offensive unit which ranked 24th nationally and first in the OVC in sacks allowed per game (1.25) while center Kenneth Crenshaw and wide receiver Ben Axline garnered second-team honors.

In 2015, Bannon's offensive line paved the way for one of the nation's top offensive attacks as the team's run game coordinator. The Skyhawks produced three All-OVC members on offense including quarterback Jarod Neal, wide receiver Rod Wright and offensive lineman Jackson Roberts. Neal ranked amongst the nation's top quarterbacks with 3,117 yards and 30 touchdowns while Wright caught 62 passes for 963 yards and 14 touchdowns. Roberts helped anchor an offensive line which ranked first in pass efficiency (139.9) while ranking second in scoring offense (35.5 ppg), passing offense (293.5 ypg) and sacks allowed (0.91).

Bannon served as a mentor for the final two seasons in the career of Skyhawk all-time great Charles Sweeton. A Preseason All-American in 2014, Sweeton conceded only one sack in his final two seasons at left tackle, earning All-OVC accolades in both 2013 and 2014. His success earned him a free agent opportunity with the Kansas City Chiefs in May of 2015.

In his first season at UT Martin (2013), his offensive linemen allowed just 19 sacks - which ranked as the least in the OVC.

Bannon coached as an offensive line graduate assistant at the University of Arkansas, where he coached alongside Bret Bielema for two months in 2013 before returning to UT Martin. He also served two years as an offensive line graduate assistant at Marshall University under head coach Doc Holliday from

2011-12.

Prior to his stint at Marshall, Bannon was a graduate assistant for tight ends (2010) and the offensive line (2009) at UT Martin.

Bannon's coaching career followed a spectacular playing career for the Skyhawks. A two-time all-OVC selection, he appeared in 45 games over his four-year career, starting in 43. He was a key cog on an offense that produced the program's first-ever OVC championship in 2006 and was consistently atop several OVC statistical categories. He also had an impact on the UT Martin record books, as he blocked for all-time UT Martin leading rusher Don Chapman for three seasons. Chapman finished with 5,017 rushing yards, becoming just the 14th Division-I player to rush for 1,000 yards in four straight seasons (2004-07).

In 2008, Bannon graded out at 80 percent and only allowed one sack, earning All-OVC first team honors after being named to the All-OVC preseason team. He served as team captain for a team that went 8-4 and finished one last-second blocked field goal attempt shy of its second OVC crown in three years. Bannon helped block for an offensive unit that ranked first in the OVC in scoring offense, touchdowns and total offense. The scoring offense of 37.33 points per game ranked fourth in the nation.

Bannon started all 11 games during his junior campaign in 2007, earning All-OVC second team accolades. The Skyhawks led the OVC in scoring and total offense, scoring 40-plus points in four games.

The Skyhawks' first-ever OVC championship came in 2006, a year where Bannon started 10 games. Behind Bannon, UT Martin led the league in rushing offense and was nationally-ranked for the first time in the program's Football Championship Subdivision history.

As a true freshman in 2005, Bannon emerged strong to start in six of the last seven games - all against conference opponents. Bannon blocked for quarterback Brady Wahlberg, who graduated as UT Martin's all-time career leader in total offense (7,387 yards).

Before his playing career at UT Martin, Bannon was a two-sport athlete at Wentzville High School in Wentzville, Mo., competing in football and wrestling. He earned all-state and all-metro accolades as a senior and all-district honors as a junior. He was also a three-year All-Gateway Athletic Conference team selection.

Bannon graduated from UT Martin in 2009. He is married to the former Meagan Stricklin of Sharon, Tenn. and the two have two sons, Knox and Kyler.



MATT JONES

Run Game Coordinator | Tight Ends & Tackles



Matt Jones enters his third season as an assistant coach at UT Martin since joining the staff in 2019. Jones is also in his second season as the team's run game coordinator while retaining his role as the tight ends and tackles coach.

In an abbreviated 2020 campaign, the Skyhawks saw their tight ends take a huge leap behind the progression of Rodney Williams II who earned a pair of postseason All-American honors by both Phil Steele and Stats Perform along with All-OVC accolades. Williams ranked amongst OVC leaders in touchdowns (four), receptions (30), receptions per game (4.3), yards (327) and yards per game (46.7).

During the 2019 season, Jones oversaw three players who earned All-OVC honors in offensive guard Aries Davis, running back Peyton Logan and tight end Colton Dowell. Davis played and started in all 12 games while grading out at 86 percent or higher per game while tallying 107 knock downs. Logan tallied 784 yards and six touchdowns while recording four 100-yard rushing performances before missing the final three games of the season. Dowell ranked as one of the league's top pass-catching tight ends with 38 receptions for 765 yards and four touchdowns while recording four 100-yard receiving contests.

Before UT Martin, Jones spent two seasons on the staff at Texas Southern where he was offensive line coach. Prior to his time at Texas Southern, Jones served as offensive line coach at Jackson State in 2016. While with the Tigers, the offensive line allowed less than two sacks a game.

After serving as a student assistant at Eastern Illinois, Jones began his coaching career at Lincoln-Way Central High School in 2008. He also spent two seasons coaching the offensive line and tight ends at University of Saint Francis (Illinois) before overseeing the offensive line spending two seasons as the offensive line coach, run game coordinator and academic coordinator at Avila University.

He then joined the Villanova staff in 2013, working with the tight ends before taking a graduate assistant position at Tulane from 2014-15.

Jones earned his bachelor's degree from Eastern Illinois University in 2008.

JAY MACINTYRE

Pass Game & Recruiting Coordinator / Wide Receivers



Jay MacIntyre enters his second season as an assistant coach at UT Martin since joining the staff in 2020. MacIntyre was elevated to the title of pass game coordinator prior to the 2021 season while retaining his role as the team's wide receivers coach while holding special team responsibilities.

In an abbreviated 2020 campaign, the Skyhawks wide receiving core posted a huge year. UT Martin led the OVC in passing offense (258.9 yards) while featuring a pair of All-OVC honorees from Colton Dowell and Donnell Williams. Dowell ranked amongst OVC leaders in receptions (40, first), receiving yards (459, second), touchdowns (four, second), receptions per game (5.7, second) and receiving yards per game (65.6, third). Williams also ranked amongst the league's elite in receiving yards per game (74.2, second), receiving yards (445, fourth), receptions per game (4.88, fifth), receptions (29, seventh), touchdowns (three, seventh) and yards per catch (15.3, ninth).

Before UT Martin, MacIntyre spent the 2019 campaign in a similar role at Southeastern University. While with the Fire, the passing game was dynamic in an offense which averaged 43.5 points per game. The passing game averaged 304.5 yards per game while receivers averaged 15.5 yards per reception and tallied 28 touchdowns. In total, eight different receivers eclipsed 100 receiving yards on the season.

Prior to joining the coaching profession, MacIntyre wrapped up an illustrious four-year career at the University of Colorado in Boulder. He finished 26th all-time in career receptions with 86 and 30th with 1,035 receiving yards. Voted as team captain for his senior year, he also won the Ceal Barry Leadership Award for "inspiring others through exemplary commitment, composure and integrity." He also received the Iron Buffalo Award which "recognizes hard work, dedication, toughness and total lifting performance."

The MacIntyre family name runs deep through the fabric of the UT Martin football program. His father, Mike MacIntyre served as UT Martin's defensive coordinator from 1993-96 before assuming head coaching positions at San Jose State and Colorado while currently serving as defensive coordinator at Memphis. Additionally, his grandfather, George MacIntyre was the seventh head coach in UT Martin's history (1975-77) before moving on to lead Vanderbilt for seven seasons.

MacIntyre graduated from Colorado with a bachelor's degree in communications and a minor in leadership in 2018. He also served on the leadership board in Boulder for the Fellowship of Christian Athletes, where he helped launch a FCA group on his campus.

BRANDON BUTCHER

Linebackers



Brandon Butcher enters his second season as an assistant coach at UT Martin since joining the staff in 2020, serving as the team's linebackers coach while holding special teams responsibilities.

In an abbreviated 2020 campaign, the defense proved to be a dynamic unit which ranked amongst Ohio Valley Conference leaders in third down conversion defense (29.3 percent, first), blocked kicks (6, first), scoring defense (22.0, second), red zone defense (72.7 percent, second), fourth down conversion defense (37.5 percent, third), first down defense (116, second), team tackles for loss (7.7, second), total defense (330.9 ypg, third) and rushing defense (128.9, third).

Before joining UT Martin, Butcher served as an assistant coach at Southern Miss working with the nickels following a stint as a defensive analyst and defensive graduate assistant with the Golden Eagles from 2019-20.

Prior to his time in Hattiesburg, he spent three years at his alma mater Coastal Carolina where he served as a defensive graduate assistant and defensive analyst where he worked with safeties and linebackers from 2016-19.

His first collegiate job came as a defensive graduate assistant and student assistant at East Carolina from 2014-16 where he coordinated the offensive scout team and worked with defensive linemen and outside linebackers.

Prior to his work in the college ranks, he spent one year as defensive coordinator with the Palmetto Havoc – a semi-professional football team in Myrtle Beach, SC from 2013-14.

Butcher graduated with a bachelor's degree in sports management from Coastal Carolina in 2014 while earning master's degrees in exercise science and sports science from East Carolina (2016) and education from Coastal Carolina (2018).

GEORGE FRAZIER V

Defensive Line



George Frazier V enters his second season as an assistant coach at UT Martin since joining the staff in 2020, serving as the team's defensive line coach.

In an abbreviated 2020 campaign, the defense proved to be a dynamic unit which ranked amongst Ohio Valley Conference leaders in third down conversion defense (29.3 percent, first), blocked kicks (6, first), scoring defense (22.0, second), red zone defense (72.7 percent, second), fourth down conversion defense (37.5 percent, third), first down defense (116, second), team tackles for loss (7.7, second), total defense (330.9 ypg, third) and rushing defense (128.9, third).

Before joining UT Martin, Frazier spent one season as a graduate assistant with at Memphis during the 2020 season, serving as assistant defensive line coach under Kyle Pope.

Prior to his time at Memphis, Frazier spent the 2019 season as a defensive graduate assistant at Ole Miss.

Before joining the college ranks he served as the defensive line coach at Monrovia High School for the 2018 season.

Frazier was a three-time captain at the University of Colorado – including acting captain during the Pac-12 Football Championship and the Valero Alamo Bowl in 2016. He was a true two-way player and the program's first since the platoon era ended in 1964 by playing 506 total plays with 266 on offense, 147 on defense and 93 on special teams as a senior. He appeared in 50 games for his career while scoring five touchdowns and tallying 26 total tackles.

During his tenure with the Buffs he garnered numerous accolades including Daniel Graham Award for Most Improved Big Skill Player, Eddie Crowder Award for Outstanding Team Leadership, Dick Anderson Award for Outstanding Toughness and Jim Hansen Award for Outstanding Academics.

Frazier graduated with a bachelor's degree in ethnic studies from Colorado in 2016.

DREW TATE

Quarterbacks



Tate enters his first season as an assistant coach at UT Martin as the team's quarterback coach after previously serving in a similar positions in the Fan Controlled Football League, The Spring League and Canadian Football League.

Prior to joining UT Martin, he served as a multi-positional coach for the Wild Aces of the FCF where he coached former Skyhawk running back LaDarius Galloway in the spring of 2021. He also held a similar role with the Alphas of The Spring League in 2020 working with receivers, running backs and tight ends.

Before joining the Alphas, he served as the quarterback coach for the BC Lions of the CFL in 2019. With the Lions he directed a quarterback group during the 2019 campaign which completed 68 percent of its pass attempts and eclipsed 4,500 yards and 19 touchdowns.

Previous coaching stops also included a brief stint as a defensive analyst at Coastal Carolina from 2018.

Following his collegiate career, he was signed as an undrafted free agent by the St. Louis Rams in 2007 before latching on in the CFL where he spent 11

seasons. His professional playing career featured stops with the Saskatchewan Roughriders, Calgary Stampeders and Ottawa Redblacks. He played in 147 games and threw for over 5,000 passing yards and 35 touchdowns in his career while winning a Grey Cup in 2014.

The former Big Ten Offensive Player of the Year played at Iowa from 2003-06 while serving as a three-year starter at quarterback. He left the Hawkeyes ranked second in school history in career touchdown passes (61), completions (665), attempts (1,090) and passing yards (8,292) while sitting third in wins by a starting quarterback with 21. Some of his heroics included a last-second, 56-yard game-winning touchdown to win the 2004 Capital One Bowl against LSU.

A native of Baytown, Texas, Tate was a four-time first-team conference all-star at Robert E. Lee High School. He established Texas high school records for pass completions and attempts while ranking second in passing yards (12,183) and third in touchdowns (113).

Tate graduated from Iowa in 2008 with a bachelor's degree in health and wellness.

DEVONTE HOWARD

Running Backs



Howard enters his first season as an assistant coach at UT Martin as the team's running backs coach after previous serving two season as an offensive graduate assistant at his alma mater.

During his previous role with the Skyhawks, Howard served as an assistant wide receivers coach in 2019 and 2020 helping with the mentorship of All-OVC receivers Colton Dowell and Donnell Williams.

Prior to his coaching career, Howard played in 28 games at UT Martin from 2016-18, tallying 51 career receptions, 552 yards and four touchdowns. His best season came during his senior campaign in which he tallied 38 receptions, 387 yards and three touchdowns out of the slot position. Additionally, he recovered a blocked punt return which he returned for a touchdown as a junior. He also spent one season at Memphis where he did not see game action.

A native of Memphis, Tenn., Howard prepped at Bryant High School where he helped lead his squad to a 9-3 record as a senior and a conference championship in 2013. He was second on the team in rushing with 654 yards and four touchdowns while tallying 22 receptions for 312 yards and three touchdowns. He was named all-state as a junior along with being tabbed the team's Outstanding Back.

Howard graduated in the fall of 2018 from UT Martin with a bachelor's degree in sports management.

SHELDON DAWSON

Cornerbacks



Dawson enters his first season as an assistant coach at UT Martin as the team's cornerbacks coach after previously serving as head coach of Frederick Douglass High School in Memphis.

Prior to his tenure at Douglass High School, Dawson served as defensive coordinator and assistant head coach at Liberty Tech High School for two seasons where he mentored eight all-region selections along with the 2019 Linebacker of the Year and Defensive MVP. Also highlighting his tenure was the program's first defensive shutout against Chester County since 2016 along with forcing eight turnovers against Dyersburg.

Dawson played two seasons at UT Martin from 2015-16 where played in 20 games. During his Skyhawk career he tallied 42 total tackles, six pass breakups and two interceptions. His best season came in 2016 when he tallied 41 tackles and two interceptions against Hawai'i and Eastern Illinois.

Prior to his time at UT Martin, he spent three seasons at Georgia (2012-14) where he played in 27 games and earned one start. During his tenure he tallied 28 tackles and 1.0 tackle for loss while earning Georgia Newcomer of the Year honors as a freshman.

A native of Memphis, Tenn., Dawson prepped at Ridgeway High School where he was the No. 1 recruit in the state of Tennessee and 11th ranked cornerback nationally for the 2012 class. As a multi-position star he was named to the SuperPrep All-America and All-Dixie teams.

Dawson graduated in the fall of 2018 from UT Martin with a bachelor's degree in interdisciplinary studies.

TJ JEFFERSON

Jacks | Special Teams Assistant



TJ Jefferson enters his second season as a member of the coaching staff as a defensive and special teams graduate assistant at UT Martin, his alma mater. He works primarily with the defensive line and special teams units.

Jefferson wrapped up his playing four-year playing career at UT Martin in 2019. Jefferson was voted a team captain while garnering All-OVC first team honors. Along with claiming a pair of Tennessee Sports Writers Association Defensive Player of the Week honors as a senior, Jefferson played and started in all 12 games for the Skyhawks at linebacker. He compiled a team-high 94 total tackles while recording 9.5 tackles for loss and 4.5 sacks.

For his career, he played in 46 games while tabulating 149 total tackles and 12.0 tackles for loss along with two fumble recoveries, a forced fumble, a blocked kick and an interception.

Prior to his collegiate career, he prepped at Montgomery Bell Academy where he was a standout linebacker, helping the program to a Division II-AA state championship as a senior.

Jefferson graduated in the fall of 2019 with a bachelor's degree in health and human performance from UT Martin.

BRANDON BUCHNER

Asst. Recruiting Coordinator / Offensive & Special Teams GA

**ANTONIO CLIFTON**

Rovers | Defensive & Special Teams GA



Brandon Buchner enters his second season as a member of the coaching staff as an offensive and special teams graduate assistant along with being the assistant recruiting coordinator at UT Martin. He works primarily with the running backs and special teams units.

Before UT Martin, Buchner served as an assistant coach at Christiansburg High School in Virginia from 2017-20.

Along with his coaching experience, he is the co-founder of the Virginia-Carolina Coaches Clinic

Buchner graduated from Virginia Tech in 2020 with a bachelor's degree in history.

Antonio Clifton enters his third season as a member of the coaching staff as a defensive and special teams graduate assistant at UT Martin, his alma mater. He works primarily with the rovers and special teams units.

Clifton played in 24 games at UT Martin from 2016-18, tallying 37 tackles and 1.5 tackles for loss while recording four pass breakups. He also spent two seasons at Itawamba Community College where he tallied 95 tackles, three tackles for loss, four pass breakups, two forced fumbles, an interception, a blocked kick and a fumble recovery.

A native of Tupelo, Miss., Clifton prepped at Tupelo High School where he helped the Golden Wave notch a Class 6A state runner-up berth.

Clifton graduated from UT Martin in 2019 with a bachelor's degree in health and human performance.

CHRIS BELL

Director of Football Operations

**BART BELEW**

Assistant Athletic Director for Sports Medicine

**SAM MEDLOCK**

Head Coach for Strength & Conditioning

**SHANE MCGOUGH**

Assistant Strength and Conditioning Coach

**TONY LESTER**

Assistant Strength and Conditioning Coach

**DAWSON MONCRIEF**

Assistant Strength and Conditioning Coach

**HOUSTON DOWNEY**

Equipment Manager

**MCKINNEY BAKER**

Video Coordinator





MEET THE SKYHAWKS

ALPHABETICAL ROSTER

NUMERICAL ROSTER

No.	Name	Pos.	No.	Name	Pos.	Ht.	Wt.	Yr.	Hometown (Previous School)
25	Isaiah Abdullah	LB	0	Randy Fields, Jr.	WR	6-1	195	R-So.	Newark, Del. (West Virginia)
17	JaQuez Akins	S	1	Eyabi Anoma	JACK	6-4	235	R-So.	Baltimore, Md. (Houston)
97	TJ Alexander	P	2	Rodney Williams II	TE	6-4	235	Grad.	Memphis, Tenn. (Germantown HS)
26	Alexander Andre	DB	3	Dresser Winn	QB	6-3	215	Grad.	Dresden, Tenn. (Dresden HS)
1	Eyabi Anoma	DL	3	Takeem Young	S	6-1	200	R-Sr.	Greeneville, Tenn. (Greeneville HS)
74	Mitchell Appleton	OL	4	DeVonte Tanksley	WR	5-10	160	So.	Gainesville, Fla. (Catawba CC)
9	Oshae Baker	DB	4	Jay Woods	DB	5-11	185	Grad.	Pinson, Ala. (South Alabama)
73	Cru Birdyshaw	OL	5	Robert Hicks	LB	6-1	235	Grad.	Miami, Fla. (Louisville)
75	Ethan Boyd	OL	6	AJ Moss	S	6-2	170	Fr.	Tampa, Fla. (Bloomington HS)
90	Toby Camp	DL	7	Blake Durham	WR	6-2	190	Fr.	Pike Road, Ala. (Pike Road HS)
14	Jordan Castleberry	RB	7	Aaron Webb	ROVER	6-0	175	R-Fr.	St. Louis, Mo. (Iowa Western CC)
22	Fahreed Cheeks	DB	8	Korbin Harmon	DT	6-5	275	Grad.	Oxford, Miss. (Pearl River CC)
38	Jermaine Cooley	JACK	8	Tim Taylor	RB	5-10	215	Grad.	Memphis, Tenn. (Memphis)
46	Will Crabtree	LB	9	Oshae Baker	DB	5-10	195	Fr.	Sanford, Fla. (Seminole HS)
44	Giovanni Davis	JACK	9	Keon Howard	QB	6-1	215	Grad.	Laurel, Miss. (Tulane)
99	Kenyon Davis	DT	10	William Mitchell	QB	6-3	215	Fr.	Saco, Maine (St. Thomas More)
55	Reed Davis	OL	10	Shawn Shamburger	DB	5-11	190	Sr.	Mobile, Ala. (Tennessee)
25	Ahmeen Dinzey	DB	11	Donnell Williams	WR	6-3	205	Grad.	St. Louis, Mo. (Gateway Tech HS)
92	Daylan Dotson	NT	12	Carson Evans	S	6-1	185	R-Fr.	Memphis, Tenn. (First Assembly Christian)
94	Christian Dowell	NT	12	Trey Fisher	QB	5-11	180	Fr.	Tallahassee, Fla. (Godby HS)
15	Colton Dowell	WR	13	Marqwell Odom	WR	5-8	165	Sr.	Murfreesboro, Tenn. (Independence CC)
45	David DuBose	DE	14	Jordan Castleberry	RB	5-8	185	R-Fr.	Lakewood, Ohio (Maryland)
7	Blake Durham	WR	15	Colton Dowell	WR	6-3	215	R-Jr.	Lebanon, Tenn. (Wilson Central HS)
12	Carson Evans	S	16	Stewart Howell	QB	6-1	200	R-Fr.	Knoxville, Tenn. (Christian Academy of Knoxville)
0	Randy Fields, Jr.	WR	16	Tamel McCall	DB	6-0	175	R-So.	Riverview, Fla. (Riverview HS)
12	Trey Fisher	QB	17	JaQuez Akins	ROVER	5-9	185	Sr.	Starkville, Miss. (East Mississippi CC)
71	Brandon Floyd	OL	17	Josh Lundy	QB	6-3	190	Fr.	Hoover, Ala. (Hoover HS)
18	John Ford	LB	18	John Ford	LB	6-3	230	Grad.	Nashville, Tenn. (John Overton HS)
29	Sam Franklin	RB	19	Jack Lucas	DB	6-0	180	R-Fr.	Louisville, Ky. (Louisville Male)
47	Jackson Gay	TE	20	Anthony Prospere	ROVER	6-0	195	Fr.	Deerfield Beach, Fla. (Deerfield Beach HS)
37	Isaiah Gibbs	RB	21	Zak Wallace	RB	6-0	220	R-Fr.	Benton, Ark. (Benton HS)
85	Jaden Gibbs	WR	22	Fahreed Cheeks	DB	5-8	155	R-Fr.	St. Louis, Mo. (Iowa Western CC)
29	Wyatt Gilbert	ROVER	23	Antonio Jackson	S	6-1	185	Fr.	Bessemer, Ala. (Hueytown HS)
34	Dion Goldbourne	JACK	23	Peyton Logan	RB	5-8	190	Sr.	Horn Lake, Miss. (Horn Lake HS)
97	David Green	DT	24	Jamarius Landers	JACK	6-3	245	So.	Deerfield Beach, Fla. (Deerfield Beach HS)
88	Richie Griglione III	TE	25	Isaiah Abdullah	LB	6-3	220	R-Fr.	Los Angeles, Calif. (Wyoming)
28	Vincent Guy	DB	25	Ahmeen Dinzey	DB	6-1	175	Fr.	Kissimmee, Fla. (Samford)
60	Greg Gyenis	OL	26	Alexander Andre	DB	5-11	175	Fr.	Orlando, Fla. (Bishop Moore HS)
8	Korbin Harmon	DT	26	Tyler Pugh	S	5-10	170	Fr.	Loganville, Ga. (Grayson HS)
54	Matthan Hatchie	OL	27	JaMichael McGoy	DB	5-10	170	Fr.	Chattanooga, Tenn. (Boyd-Buchanan HS)
83	Andrew Henley	WR	28	Vincent Guy	DB	6-0	180	R-Fr.	Memphis, Tenn. (Whitehaven HS)
48	Joshua Hernandez	K	29	Sam Franklin	RB	5-10	195	Fr.	Little Rock, Ark. (Central HS)
5	Robert Hicks	LB	29	Wyatt Gilbert	ROVER	5-11	180	Fr.	Fairfield, Ill. (Fairfield HS)
9	Keon Howard	QB	30	Deven Sims	S	6-2	200	R-Jr.	Smyrna, Tenn. (Smyrna HS)
39	Xiere Howard	LB	31	D'Carrious Stephens	LB	6-0	225	Grad.	Union City, Tenn. (Union City HS)
16	Stewart Howell	QB	32	Chris Hunter	LB	6-1	230	R-Fr.	Knoxville, Tenn. (Army Prep)
32	Chris Hunter	LB	34	Dion Goldbourne	JACK	6-4	235	R-Sr.	Delray Beach, Fla. (Maryland)
23	Antonio Jackson	S	35	Tevin Shipp	LB	6-2	230	R-Fr.	Smyrna, Tenn. (Smyrna HS)
76	Chris Jackson	OL	36	Hunter Kendall	RB	5-11	210	Fr.	Memphis, Tenn. (Memphis University School)
48	Lenon James, Jr.	TE	36	Shamari Weir	LB	6-0	220	Fr.	Coconut Creek, Fla. (Coconut Creek HS)
93	Jarid Johnson	DE	37	Isaiah Gibbs	RB	5-9	185	R-Fr.	Knoxville, Tenn. (Farragut HS)
42	Jarious Johnson	RB	37	Tyler Larco	K/P	5-9	155	R-Fr.	Miami, Fla. (Miami Palmetto)
36	Hunter Kendall	RB	38	Jermaine Cooley	JACK	6-2	240	So.	Dublin, Ga. (Dublin HS)
24	Jamarius Landers	JACK	39	Xiere Howard	LB	6-1	195	Fr.	Brentwood, Tenn. (Brentwood HS)
37	Tyler Larco	K/P	40	Brock Powers	LS	6-2	230	Jr.	Cornersville, Tenn. (Cornersville HS)
89	Deray Lawrence	WR	41	TJ Minnifee	JACK	6-3	250	R-Jr.	Nashville, Tenn. (Tennessee)
23	Peyton Logan	RB	42	Jarious Johnson	RB	6-2	225	R-So.	Decherd, Tenn. (Franklin County HS)
19	Jack Lucas	DB	43	Chris McAbee	LS	6-1	250	R-So.	Kingston, Tenn. (Roane County HS)
17	Josh Lundy	QB	44	Giovanni Davis	JACK	6-3	250	Fr.	Miami Gardens, Fla. (Dr. Krop HS)
65	AJ Marquez	OL	44	Kobe Okeke	LB	6-1	220	Fr.	Smyrna, Tenn. (Birmingham Sports Academy)
87	Derrick Massey, Jr.	WR	45	David DuBose	DE	6-3	265	Grad.	Huntsville, Ala. (Columbia HS)
43	Chris McAbee	LS	46	Will Crabtree	LB	6-0	205	Fr.	Hendersonville, Tenn. (Beech HS)
16	Tamel McCall	DB	47	Jackson Gay	TE	6-2	235	Fr.	Panama City, Fla. (Bozeman HS)
27	JaMichael McGoy	DB	47	Austin Pickett	NT	6-1	270	Grad.	Lake Minneola, Fla. (Lake Minneola HS)
	Delvontae Mclean	WR	48	Joshua Hernandez	K	5-8	185	Fr.	Houston, Texas (J. Frank Dobie HS)
98	Traquan McNair	NT	48	Lenon James, Jr.	TE	6-1	275	Fr.	Memphis, Tenn. (Memphis Central HS)
68	Malcolm Miller	OL	49	Erin Parker	TE	6-3	245	Fr.	Memphis, Tenn. (Memphis Central HS)
63	Brandon Mills	OL	54	Matthan Hatchie	OL	6-2	310	Jr.	Haleiwa, Hawaii (Garden City CC)
41	TJ Minnifee	JACK	55	Reed Davis	OL	6-3	270	R-Fr.	Booneville, Miss. (Booneville HS)
10	William Mitchell	QB	56	Campbell Puckett	OL	6-2	280	Fr.	Tiptonville, Tenn. (Lake County HS)
77	Lamar Morgan	OL	60	Greg Gyenis	OL	6-3	305	Fr.	Tampa, Fla. (Jesuit HS)

NUMERICAL ROSTER

No.	Name	Pos.	Ht.	Wt.	Yr.	Hometown (Previous School)
61	Eli Patrick	OL	6-0	225	Fr.	Covington, Tenn. (Covington HS)
62	Josiah Tingley	OL	6-2	290	Fr.	Cordova, Tenn. (Evangelical Christian HS)
63	Brandon Mills	OL	6-2	270	Fr.	Memphis, Tenn. (Whitehaven HS)
64	Jarod Russell	OL	6-4	315	Fr.	Murfreesboro, Tenn. (Riverdale HS)
65	AJ Marquez	OL	6-6	285	Fr.	Port Charlotte, Fla. (Port Charlotte HS)
66	Michael Shanahan	OL	6-5	310	R-So.	Orlando, Fla. (First Academy HS)
67	Matthew Needham	OL	6-6	315	R-Fr.	Germantown, Tenn. (Houston HS)
68	Malcolm Miller	OL	6-3	315	R-Jr.	Vicksburg, Miss. (Jones County JC)
70	Cade Richards	OL	6-5	265	Fr.	Clearwater, Fla. (Clearwater Central Catholic)
71	Brandon Floyd	OL	6-4	290	R-Fr.	Festus, Mo. (Jefferson HS)
73	Cru Birdyshaw	OL	6-7	325	Grad.	Jasper, Ala. (Jones County JC)
74	Mitchell Appleton	OL	6-5	300	Fr.	De Soto, Mo. (De Soto HS)
75	Ethan Boyd	OL	6-5	295	So.	Crystal Springs, Miss. (Hinds CC)
76	Chris Jackson	OL	6-9	330	Grad.	Lexington, Ky. (Lexington Catholic HS)
77	Lamar Morgan	OL	6-5	305	So.	Detroit, Mich. (East Central CC)
78	Kobe Perkins	OL	6-3	340	Fr.	Memphis, Tenn. (Memphis Central HS)
79	Gavin Olson	OL	6-4	290	So.	Memphis, Tenn. (Memphis Harding Academy)
80	Zoe Roberts	WR	5-11	185	Fr.	Perry, Fla. (Taylor County HS)
81	DJ Nelson	TE	6-4	215	Fr.	York, Ala. (Selma HS)
82	Airius Trice	WR	6-1	160	Fr.	Shelbyville, Tenn. (Bethel)
83	Andrew Henley	WR	5-9	165	Fr.	Miami, Fla. (Hallandale HS)
84	Elijah Smoot	WR	6-1	180	So.	Beggs, Okla. (Northeastern Oklahoma A&M)
85	Jaden Gibbs	WR	6-4	185	R-Fr.	Knoxville, Tenn. (Farragut HS)
86	James Shephard	WR	6-2	210	Fr.	West Memphis, Ark. (West Memphis HS)
87	Derrick Massey, Jr.	WR	6-2	205	Fr.	Southaven, Miss. (Southaven HS)
87	Aron Whittle	WR	5-9	180	Fr.	Newbern, Tenn. (Dyer County HS)
88	Richie Grigione III	TE	6-5	235	So.	Truro, Iowa (Iowa Western CC)
89	Deray Lawrence	WR	5-7	130	R-So.	Germantown, Tenn. (Germantown HS)
89	Desmond Nokes	WR	6-0	165	Fr.	Smithville, Tenn. (DeKalb County HS)
90	Toby Camp	DE	6-3	250	Fr.	Attalla, Ala. (Etowah HS)
90	Keion Willis	DT	6-1	265	R-So.	St. Louis, Mo. (Missouri)
91	Tyson Strickland	DT	6-2	270	Fr.	Cordova, Tenn. (Tennessee Valley Prep)
92	Daylan Dotson	NT	6-2	280	Fr.	Savannah, Ga. (Jenkins HS)
93	Jarid Johnson	DE	6-2	310	So.	Poplarville, Miss. (Pearl River CC)
94	Christian Dowell	NT	6-2	280	Fr.	Memphis, Tenn. (Christian Brothers HS)
95	Jay Rogers	DE	6-3	290	R-So.	Memphis, Tenn. (Northern Colorado)
96	Zion Rucker	NT	6-4	300	Fr.	Smyrna, Tenn. (Smyrna HS)
97	TJ Alexander	P	6-3	170	Fr.	DeKalb, Tenn. (DeKalb County HS)
97	David Green	DT	6-3	255	Fr.	Fort Pierce, Fla. (Centennial HS)
98	Traquan McNair	NT	6-1	320	R-Fr.	DeLand, Fla. (DeLand HS)
99	Kenyonte Davis	DT	6-5	290	R-So.	Columbia, Tenn. (Columbia Central HS)

ALPHABETICAL ROSTER

No.	Name	Pos.
6	AJ Moss	S
67	Matthew Needham	OL
81	DJ Nelson	TE
89	Desmond Nokes	WR
13	Marqwell Odom	WR
44	Kobe Okeke	LB
79	Gavin Olson	OL
49	Erin Parker	TE
61	Eli Patrick	OL
78	Kobe Perkins	OL
47	Austin Pickett	DL
40	Brock Powers	LS
20	Anthony Prospere	ROVER
56	Campbell Puckett	OL
26	Tyler Pugh	S
70	Cade Richards	OL
80	Zoe Roberts	WR
95	Jay Rogers	DE
96	Zion Rucker	NT
64	Jarod Russell	OL
10	Shawn Shamburger	DB
66	Michael Shanahan	OL
86	James Shephard	WR
35	Tevin Shipp	LB
30	Deven Sims	S
84	Elijah Smoot	WR
31	D'Carrious Stephens	LB
91	Tyson Strickland	DT
4	DeVonte Tanksley	WR
8	Tim Taylor	RB
62	Josiah Tingley	OL
82	Airius Trice	WR
21	Zak Wallace	RB
7	Aaron Webb	S
36	Shamari Weir	LB
87	Aron Whittle	WR
11	Donnell Williams	WR
2	Rodney Williams II	TE
90	Keion Willis	DT
3	Dresser Winn	QB
4	Jay Woods	DB
3	Takeem Young	S

PRONUNCIATION GUIDE

Isaiah Abdullah	(Ab-dual-uh)
JaQuez Akins	(Jah-Qwezz Ache-inns)
Oshae Baker	(Oh-shay)
Cru Birdyshaw	(Bird-ee-shaw)
Giovanni Davis	(Gee-oh-vhon-ee)
Kenyonte Davis	(Ken-yawn-tay)
David DeBose	(Dew-Bows)
Ahmeen Dinzey	(Ahh-mean)
Jaden Gibbs	(Jay-den)
Kendrick Gillespie	(Gill-esp-y)
Richie Grigione III	(Grig-lee-own)
Matthan Hatchie	(Math-an Hatch-ee)
Xiere Howard	(Zi-ear)
Jamarius Landers	(Juh-mar-ee-us)
Traquan McNair	(Trey-qwuan)
TJ Minnifee	(Min-ee-fee)
Marqwell Odom	(Marr-kwell)
D'Carrious Stephens	(Dee-Care-ee-us)
Shamari Weir	(Shuh-mar-ee Wee'r)
Takeem Young	(Tuh-kheem)

FOOTBALL STAFF

Coaching Staff


Head Coach: Jason Simpson Southern Miss, 1995	16th season
Asst. Head Coach/Defensive Coordinator/Secondary: Chris Polizzi Lake Forest, 2005	Fourth season
Offensive Coordinator/Offensive Line: Kevin Bannon UT Martin, 2009	10th season
Run-Game Coordinator/Tight Ends & Tackles: Matt Jones Eastern Illinois, 2008	Third season
Pass-Game Coordinator/Recruiting Coordinator/Wide Receivers Coach: Jay MacIntyre Colorado, 2018	Second season
Defensive Line: George Frazier Colorado, 2016	Second season
Linebackers: Brandon Butcher Coastal Carolina, 2014	Second season
Quarterbacks: Drew Tate Iowa, 2008	First season
Running Backs: Devonte Howard UT Martin, 2018	First season
Cornerbacks: Sheldon Dawson UT Martin, 2018	First season
Jacks/Special Teams Assistant: TJ Jefferson UT Martin, 2019	Second season

Graduate Assistants

Asst. Recruiting Coordinator/Offensive/Special Teams Graduate Assistant: Brandon Butcher Virginia Tech	First season
Defensive Graduate Assistant/Rovers: Antonio Clifton UT Martin, 2019	Third season

Support Staff

Director of Football Operations: Chris Bell	Sixth season
Head Coach for Strength & Conditioning Coach: Sam Medlock	1st season
Assistant Strength & Conditioning Coach: Shane McGough	1st season
Assistant Strength & Conditioning Coach: Tony Lester	10th season
Assistant Strength & Conditioning Coach: Dawson Moncrief	1st season
Equipment Manager: Houston Downey	Third season



ISAIAH ABDULLAH

LOS ANGELES, CALIF. • WYOMING

25

POSITION | LINEBACKER

HEIGHT | 6-3

WEIGHT | 220

CLASS | R-FRESHMAN

2020-21: Played in all seven games for the Skyhawks primarily on special teams and at linebacker...Compiled three total tackles, including one solo and two assists...Tallied a season-high three tackles against Tennessee Tech (Apr. 11).

BEFORE UTM: Redshirted the 2019 season at Wyoming...Prepped at Wilson High School for head coach Sergio Villasenor...Named the 2018 Defensive MVP of the Northern League in Los Angeles...Earned All-Northern League First Team honors as a linebacker both his junior and senior seasons...Participated in the 13th Annual Offense-Defense All-American Bowl Week in Daytona Beach, Fla....Made 81 tackles, had 8.0 sacks, intercepted one pass, forced three fumbles and recovered one fumble from his linebacker spot as a senior...Averaged 7.4 tackles per game in 2018...Rushed for 444 yards on 78 carries and scored seven rushing touchdowns...Caught 41 passes for 636 yards and scored five receiving TDs his senior season...Returned four kickoffs for 116 yards and a 29.0-yard average...Accounted for 1,199 all-purpose yards as a senior, and averaged 109.0 yards per game...Wilson High earned the No. 2 seed in the 2018 CIF L.A. City Section Division II Playoffs, where they advanced to the quarterfinals...Rated as three-star recruit by 247 Sports.

PERSONAL: Born on March 22, 2001...Son of Sarah Rankin...Has two siblings, Isabella and Isaac...Majoring in criminal justice.



JAQUEZ AKINS

STARKVILLE, MISS. • EAST MISSISSIPPI CC

17

POSITION | ROVER

HEIGHT | 5-9

WEIGHT | 185

CLASS | SENIOR

2021: Tabbled to Phil Steele Preseason All-Conference squad.

2020-21: Named to All-OVC second team...Played in all seven games while starting six contest for the Skyhawks at safety...Compiled 38 total tackles, including 19 solos and 19 assists...Notched 3.0 tackles for loss totaling 11 yards...Ranked first nationally with two fumble recoveries while ranking second in the OVC with two forced fumbles...Tallied four pass breakups, including a season-high two against Eastern Illinois (March 7)...Posted one quarterback hurry against Murray State (Feb. 28)...Posted a season-high nine tackles against Southeast Missouri (Apr. 3)...Tallied at least five tackles in five games...Recorded two tackles for loss against Murray State (Feb. 28)...Forced fumbles against Murray State (Feb. 28) and Tennessee Tech (Apr. 11)...Recovered fumbles against Murray State (Feb. 28) and Southeast Missouri (Apr. 3)...Garnered Preseason All-OVC honors...Tabbled to Phil Steele Preseason All-OVC team...Named to HERO Sports Preseason All-OVC team.

2019: Named All-OVC first team...Tabbled to OVC All-Newcomer squad...Named to Phil Steele All-Conference second team...Played and started all 12 games for the Skyhawks at safety...Compiled 92 total tackles, including 53 solos and 39 assists...Notched 5.5 tackles for loss totaling 13 yards...Recorded two forced fumbles and two fumble recoveries...Tallied one interception against Eastern Illinois (Oct. 19)...Notched six pass breakups...Eclipsed the double-digits in tackles against Florida (Sept. 7), Southern Illinois (Sept. 14) and Tennessee State (Nov. 16)...Posted a season-high 12 tackles against Southern Illinois (Sept. 14)...Tallied two tackles for loss at Austin Peay (Nov. 9) while recovering a fumble...Forced fumbles against Murray State (Sept. 28) and Tennessee Tech (Oct. 12)...Tallied at least five tackles in 10 of the 12 contests.

BEFORE UTM: Joins the Skyhawks from East Mississippi Community College where he played for head coach Buddy Stephens...He helped lead EMCC to back-to-back national championships while posting a 23-1 record in two seasons...Notched 45 combined tackles, including 28 solos and 17 assists...Tallied five pass breakups, 3.5 tackles for loss and a fumble recovery...Notched a career-best eight tackles against Itawamba CC...Named to the 2018 MACJC All-State/North Division first team after leading the NJCAA and MACJC champion EMCC Lions with four interceptions - returning a pair for touchdowns...

Tallied 33 total tackles, including 26 solos and six assists as a freshman...He forced a pair of fumbles against Itawamba CC and Northwest Mississippi CC...Recorded a season-high six tackles in the national championship against Arizona Western...Prepped at Starkville High School where he played for Ricky Woods...Tallied 93 career tackles, eight interceptions and nine pass breakups in his prep career...He was a 2016 Bernard Blackwell North All-Star and was a member of the Yellowjackets' 2015 Class 6A state championship squad.

PERSONAL: Born on May 18, 1999...Son of Jeff and Jessica Akins...Has two siblings, Jaliyah and Vernecia...Majoring in health and human performance.



TJ ALEXANDER

DEKALB, TENN. • DEKALB COUNTY HS

97

POSITION | PUNTER

HEIGHT | 6-3

WEIGHT | 170

CLASS | FRESHMAN

BEFORE UTM: Prepped at DeKalb County High School where he played for head coach Steve Trapp...Tallied 27 receptions for 524 yards and four touchdowns...Notched 23 total tackles and four pass breakups as a senior.

PERSONAL: Majoring in cell and molecular biology.



ALEXANDER ANDRE

KISSIMMEE, FLA. • BISHOP MOORE HS

26

POSITION | DEFENSIVE BACK

HEIGHT | 5-11

WEIGHT | 175

CLASS | FRESHMAN

2020-21: Did not see game action.

BEFORE UTM: Joins the Skyhawks from Bishop Moore High School where he played for head coach Matt Hedrick...Played in 10 games as a senior, tallying 29 total tackles, including 10 solos and 19 assists...Recorded one interception...Played in the Central Florida All-Star game.

PERSONAL: Born on March 13, 2002...Son of Belinda Darbouze...Has two siblings, Gregory and Michelle...Majoring in health and human performance.



EYABI ANOMA

BALTIMORE, MD. • HOUSTON

1

POSITION | JACK

HEIGHT | 6-6

WEIGHT | 270

CLASS | R-SOPHOMORE

2020-21: Did not see game action...Sat out due to NCAA transfer rules.

BEFORE UTM: Joins the Skyhawks from Houston where he redshirted the 2019 season...Spent the 2018 season at Alabama, seeing action in the College Football Playoff National Championship...Named to SEC All-Freshman team...Played in all 12 games, compiling nine tackles and 2.0 tackles for loss...He posted tackles for loss against Arkansas State (Sept. 8) and Louisiana (Sept. 29)...Recorded a quarterback hurry against Arkansas State (Sept. 8)...Tallied a season-high three tackles at Ole Miss (Sept. 15)...Prepped at St. Frances Academy for head coach Henry Russell...Rated as a consensus five-star prospect...Ranked as the No. 4 players in the ESPN300 and No. 2 defensive end nationally...Selected as a participant in the 2018 Under Armour All-American game...Finished the 2015 campaign with over 60 tackles and 24 sacks...Collected 25-plus sacks as a senior to put his career total over 50 across two years of high school.

PERSONAL: Majoring in interdisciplinary studies.

MITCHELL APPLETON

DE SOTO, MO. • DE SOTO HS

74

POSITION | OFFENSIVE LINE

HEIGHT | 6-5

WEIGHT | 300

CLASS | FRESHMAN

2020-21: Played in five games for the Skyhawks on the offensive line and at tight end in big packages...Earned his first career start against Tennessee State (March 28) at right guard...Saw action against Murray State (Feb. 28), Eastern Illinois (March 7), No. 10 Jacksonville State (March 14), Tennessee State (March 28) and Tennessee Tech (Apr. 11)...Named to OVC Commissioner's Honor Roll...Named to Athletic Director's Honor Roll in both the fall and spring semesters.

BEFORE UTM: Joins the Skyhawks from De Soto High School where he played for head coach Bobby Thompson...Named to Mississippi Area Football Conference first team...Three-year starter on the offensive line...Tallied 18 tackles...Ranked as a four-star prospect by Six Star Football.

PERSONAL: Born on December 3, 2001...Son of Jerry and Dina Appleton...Has one sibling, Taylor...Majoring in secondary education.

OSHA BAKER

SANFORD, FLA. • SEMINOLE HS

9

POSITION | DEFENSIVE BACK

HEIGHT | 5-10

WEIGHT | 195

CLASS | FRESHMAN

2020-21: Played in five games for the Skyhawks while starting two at safety...Earned starts against Southeast Missouri (Apr. 3) and Tennessee Tech (Apr. 11)...Compiled five total tackles, including one solo and four assists...Posted a season-high three tackles against Southeast Missouri (Apr. 3)...Recorded a quarterback hurry against Tennessee Tech (Apr. 11)...Tallied a pass breakup against Southeast Missouri (Apr. 3)...Blocked a kick against Tennessee Tech (Apr. 11).

BEFORE UTM: Joins the Skyhawks from Seminole High School where he played for head coach Don Stark...Scored 17 total touchdowns...Tallied 37 receptions for 603 yards...Recorded 11 receiving touchdowns...Averaged 60.3 yards per game...Averaged 16.3 yards per reception...Notched three rushing touchdowns...Named ESPN Orlando Special Teams "Dude" of the Year...Tallied two punt return touchdowns and a kick return touchdown.

PERSONAL: Born on January 4, 2002...Son of Joe Baker and Bridget Nelson...Has four siblings, Dyron, Ed, Joe and Meai...Majoring in health and human performance.

CRU BIRDYSHAW

JASPER, ALA. • JONES COUNTY JC

73

POSITION | OFFENSIVE LINE

HEIGHT | 6-7

WEIGHT | 325

CLASS | GRADUATE

2020-21: Played in four games for the Skyhawks while starting two on the offensive line...Earned starts against Austin Peay (March 21) and Tennessee Tech (Apr. 11)...OVC Medal of Honor recipient...Named to OVC Commissioner's Honor Roll...Named to Athletic Director's Honor Roll in both the fall and spring semesters.

2019: Received medical redshirt...Did not see game action...Named to Athletic Director's Honor Roll for both the fall and spring semester.

BEFORE UTM: Joins the Skyhawks from Jones County Junior College where he played for head coach Steve Buckley...Anchored an offensive line which posted

a 10-2 record before ultimately winning the Mississippi Bowl and finished ranked fifth in the final NJCAA poll...Blocked for first-team all-american Kalyn Grandberry who rushed for 1,289 yards and 10 touchdowns...Began his collegiate career at Southern Miss where she redshirted the 2016 season...Prepped at Walker High School where he was a second-team Class 6A All-State performer...Helped power an offense that gained over 3,000 yards and won a regional championship...Ranks as a two-star recruit by 247Sports.

PERSONAL: Born on Dec. 11, 1997...Son of Shane and Tracie Birdyshaw...Has one sibling, Skylar...Graduated with a degree in teaching from UT Martin and is currently pursuing a Master's degree.

ETHAN BOYD

CRYSTAL SPRINGS, MISS. • HINDS CC

75

POSITION | OFFENSIVE LINE

HEIGHT | 6-5

WEIGHT | 295

CLASS | SOPHOMORE

BEFORE UTM: Boyd joins the Skyhawks from Hinds Community College where he played two seasons for head coach Larry Williams...In 2020, Boyd proved to be a staple on the offensive line while being part of two Hinds teams to have won a combined 10 games and consistently be ranked in the top 10 nationally in the NJCAA...He was rewarded for his strong play by being named to the All-MACCC second team after the team averaged 443.8 yards of total offense per game...He was also named to the NJCAA All-Academic first team.

PERSONAL: Majoring in criminal justice.

TOBY CAMP

ATTALLA, ALA. • ETOWAH HS

90

POSITION | DEFENSIVE END

HEIGHT | 6-3

WEIGHT | 250

CLASS | FRESHMAN

BEFORE UTM: Prepped at Etowah High School where he played for head coach Ryan Locke...Wrapped up a strong senior campaign which included 36 tackles for loss, 33 quarterback hits/pressures, 15 sacks, two forced fumbles and two pass deflections...Blocked a field goal and returned an interception for a touchdown.

PERSONAL: Majoring in management.

JORDAN CASTLEBERRY

LAKEWOOD, OHIO • ST. EDWARDS HS

14

POSITION | RUNNING BACK

HEIGHT | 5-8

WEIGHT | 185

CLASS | FRESHMAN

BEFORE UTM: Joins the Skyhawks from Maryland where he spent the 2020 season...Played in all five games on special teams, serving on kickoff, kick return and punt return units...Tallied one tackle against Rutgers...Spent the 2019 season at Michigan but did not see game action...Prepped at St. Edward High School under head coach Tom Lombardo...Helped lead his team to a state championship in 2018...Rushed for 1,543 yards and 20 touchdowns his senior season...In the state title game, rushed for 89 yards with one touchdown...Lifted his team to a win in the state semifinals with 26 rushes for 196 yards and two touchdowns, adding another 110 all-purpose yards and another touchdown...Third-team Division I All-Ohio (offense) as a senior...First team All-District as a senior...2018 Northeast Ohio Player of the Year...Served as team captain and three-year letter winner...Four-year honor roll student at St. Edward ... Team Captain for the Eagles (2018) and three-year letter winner.

PERSONAL: Son of Jerome Castleberry Sr. and Theresa Castleberry...Majoring in criminal justice.



FAHREED CHEEKS

ST. LOUIS, MO. • IOWA WESTERN CC

22

POSITION | DEFENSIVE BACK
HEIGHT | 5-8
WEIGHT | 150
CLASS | R-FRESHMAN

BEFORE UTM: Joins the Skyhawks from Iowa Western Community College where he spent two seasons...Played in seven games in 2020-21...Combined for 15 total tackles, including 12 solos and three assists...Notched 0.5 tackles for loss totaling one yard...Recorded two interceptions and nine pass breakups...Blocked one kick against Arkansas Baptist College (Apr. 17)...Tallied a season-high four tackles against Iowa Central CC (Apr. 3) and Northeastern Oklahoma A&M (May 1)...Notched interceptions against Snow College (March 27) and Arkansas Baptist College (Apr. 17)...Prepped at Vianney High School for head coach Paul Day...Won 2018 state championship...Posted 130 career tackles and 11 interceptions...Tallied 42 tackles and five interceptions en route to all-state first team honors as a senior...Tallied 70 receptions for 1,350 yards and 12 touchdowns as a receiver for his career.

PERSONAL: Majoring in management.



JERMAINE COOLEY

DUBLIN, GA. • DUBLIN HS

38

POSITION | JACK
HEIGHT | 6-2
WEIGHT | 240
CLASS | SOPHOMORE

2020-21: Played in all seven games for the Skyhawks on the defensive line...Compiled three total tackles, including three assists...Notched 0.5 tackles for loss totaling six yards...Recorded 0.5 sacks for six yards against Tennessee State (March 28)...Tallied tackles against Austin Peay (March 21), Tennessee State (March 28) and Tennessee Tech (Apr. 11).

2019: Played in five games for the Skyhawks at full back...Saw action against Tennessee Tech (Oct. 12), Eastern Illinois (Oct. 19), Southeast Missouri (Oct. 26), Jacksonville State (Nov. 2) and Austin Peay (Nov. 9)...Tallied one tackle against Southeast Missouri (Oct. 26).

BEFORE UTM: Prepped at Dublin High School where he played for head coach Roger Holmes...Helped the team to a 11-2 record his senior season while winning a Region 3AA championship...Played both sides of the ball in high school as a linebacker and fullback...Tabbed to the 3AA all-region first team defense...Named all-region Offensive Player of the Year...Rushed for 21 carries, 229 yards and two touchdowns to clinch a region championship against Washington County.

PERSONAL: Born on January 7, 2000...Son of Jermaine and Shuvella Cooley...Has three siblings, Ja'Niya, Elissey and Razanae...Majoring in interdisciplinary studies.



WILL CRABTREE

HENDERSONVILLE, TENN. • BEECH HS

46

POSITION | LINEBACKER
HEIGHT | 6-0
WEIGHT | 205
CLASS | FRESHMAN

2020-21: Did not see game action.

BEFORE UTM: Prepped at Beech High School where he played for head coach Anthony Crabtree...Helped the Buccaneers post an 11-1 record as a senior...Compiled 98 career tackles, including 63 solos and 35 assists...Recorded 8.0 tackles for loss...Posted 82 tackles as a senior with 5.0 tackles for loss...Tallied a fumble recovery.

PERSONAL: Majoring in health and human performance.



GIOVANNI DAVIS

MIAMI GARDENS, FLA. • DR. KROP HS

44

POSITION | JACK
HEIGHT | 6-3
WEIGHT | 250
CLASS | FRESHMAN

2020-21: Played in all seven games for the Skyhawks while starting one contest on the defensive line...Earned his first career start against Murray State (Feb. 28)...Compiled 12 total tackles, including four solos and eight assists...Notched 3.5 tackles for loss totaling 11 yards...Posted a season-high 1.5 tackles for loss against No. 10 Jacksonville State...Recorded 1.0 sack for six yards, posting split sacks against Eastern Illinois (March 7) and No. 10 Jacksonville State (March 14)...Recovered a fumble against Southeast Missouri (Apr. 3)...Tallied six quarterback hurries, including a season-high two against Tennessee Tech (Apr. 11)...Posted a season-high three tackles against Murray State (Feb. 28) and No. 10 Jacksonville State (March 14)...Named to the Athletic Director's Honor Roll for the spring semester.

BEFORE UTM: Joins the Skyhawks from Dr. Krop High School where he played for head coach Thomas Caporale...Helped his team to a 10-1 record and a conference championship...Compiled 93 total tackles, including 63 solos and 30 assists...Tallied 41.0 tackles for loss totaling 206 yards along with 29.5 sacks...Recorded 28 quarterback hurries...Notched an interception while recovering five fumbles...Scored three touchdowns...Ranked as a three-star prospect by 247Sports.

PERSONAL: Born on December 22, 2001...Son of Allen Davis and Stephanie Trotter...Has eight siblings...Majoring in criminal justice.



KENYONTE DAVIS

COLUMBIA, TENN. • COLUMBIA CENTRAL HS

99

POSITION | DEFENSIVE TACKLE
HEIGHT | 6-5
WEIGHT | 290
CLASS | R-SOPHOMORE

2020-21: Played in all seven games for the Skyhawks on the defensive line...Compiled three total tackles, including one solo and two assists...Recorded a quarterback hurry against Tennessee Tech (Apr. 11)...Posted tackles against Murray State (Feb. 28), No. 10 Jacksonville State (March 14) and Austin Peay (March 21).

2019: Played in all 12 games for the Skyhawks on the defensive line...Compiled nine total tackles, including two solos and seven assists...Notched 1.5 tackles for loss totaling three yards...Tallied one sack...Notched a season-high two tackles against Eastern Illinois (Oct. 19)...Recorded his first career sack against Tennessee Tech (Oct. 12)...Tallied a quarterback hurry against Northwestern State (Aug. 29).

2018: Redshirted...Did not see game action.

BEFORE UTM: Prepped at Columbia Central High School, playing for head coach Jason Hoath...Missed the majority of his senior campaign with an injury...Named to the 2017 Murphy Fair's 5A Preseason All-State team...2016 all-region selection...Finalist for All-Maury Awards...Ranked as a three-star defensive end by 247Sports.com and No. 35 prospect in the state by the Tennesseean.

PERSONAL: Born on April 23, 1999...Son of Beverly Davis and Lamond Lawrence...Has three siblings, Carmichael, Kenyonne and Chrishon...Majoring in interdisciplinary studies.



REED DAVIS

BOONEVILLE, MISS. • BOONEVILLE HS

55

POSITION | OFFENSIVE LINE

HEIGHT | 6-3

WEIGHT | 270

CLASS | R-FRESHMAN

2020-21: Played in four games for the Skyhawks while starting two contests on the offensive line...Earned starts against Austin Peay (March 21) and Tennessee State (March 28)...Named to Athletic Director's Honor Roll for the fall semester.

2019: Redshirted...Played in four games for the Skyhawks on the offensive line...Saw action against Murray State (Sept. 28), Tennessee Tech (Oct. 12), Jacksonville State (Nov. 2) and Kentucky (Nov. 23)...Started against Jacksonville State (Nov. 2) at center...Named to Athletic Director's Honor Roll for the spring semester.

BEFORE UTM: Prepped at Booneville High School where he played for head coach Mike Mattox...He helped anchor an offensive line that posted an 11-1 mark before falling in the second round of the playoffs...Named to the 2018 All-Endzone Teams second team offense...While playing on both sides of the ball, he tallied 29 tackles, including 19 solos and 10 assists...Notched 2.0 tackles for loss and a pair of sacks...As a junior he tallied 39 tackles and 13.0 tackles for loss while notching a fumble recovery...His father is the head coach at Northeast Mississippi Community College.

PERSONAL: Born on April 4, 2000...Son of Greg and Karri Davis...Has one sibling, Rece...Majoring in health and human performance.



AHMEEN DINZEY

KISSIMMEE, FLA. • SAMFORD

25

POSITION | DEFENSIVE BACK

HEIGHT | 6-1

WEIGHT | 175

CLASS | FRESHMAN

BEFORE UTM: Joins the Skyhawks from Samford where he spent one season under head coach Chris Hatcher...Prepped at Tohopekaliga High School where he played for head coach Marc Deas...Compiled 115 total tackles for his career, including 69 solos and 46 assists...Notched 3.0 tackles for loss...Tallied nine interceptions in his prep career...Posted 20 pass breakups...On offense, tallied 16 receptions for 364 yards and five touchdowns...Averaged 22.8 yards per reception...Tabbed to News-Gazette's All-County team...Transferred from Harmony High School where he played for head coach Don Simon.

PERSONAL: Born on February 8, 2001...Son of Larry and Sandra Dinzey...Has two siblings, Kareem (twin) and Crystal...Majoring in social work.



DAYLAN DOTSON

SAVANNAH, GA. • JENKINS HS

92

POSITION | NOSE TACKLE

HEIGHT | 6-3

WEIGHT | 280

CLASS | FRESHMAN

2020-21: Played in four games for the Skyhawks on the defensive line...Compiled five total tackles, including five assists...Notched 1.0 tackle for loss totaling one yard...Recorded half tackles for loss against No. 10 Jacksonville State (March 14) and Tennessee State (March 28)...Posted a season-high three tackles against No. 10 Jacksonville State (March 14)...Tallied a quarterback hurry against Tennessee Tech (Apr. 11)...Recorded a pass breakup against Tennessee Tech (Apr. 11)...Blocked a field goal attempt against Austin Peay (March 21)...Named to OVC Commissioner's Honor Roll...Named to Athletic Director's Honor Roll for both the fall and spring semester.

BEFORE UTM: Joins the Skyhawks from Jenkins High School where he played for head coach Jason Cameron...Tallied 121 career tackles, including 27.0 tackles for loss and 11.5 sacks...He forced 10 fumbles while recovering seven in 35 career games...Tallied 73 total tackles, including 12.0 tackles for loss as a senior while forcing seven fumbles and recording five recoveries...Named to Region 3-AAA second team defense...Ranked in the South Georgia Top 100 prospect rankings.

PERSONAL: Born on April 25, 2002...Son of Brian and Annette Dotson...Has two siblings, Kenrianna and Demarcus...Majoring in communications.



CHRISTIAN DOWELL

MEMPHIS, TENN. • CHRISTIAN BROTHERS HS

94

POSITION | NOSE TACKLE

HEIGHT | 6-2

WEIGHT | 280

CLASS | FRESHMAN

BEFORE UTM: Prepped at Christian Brothers High School where he played for head coach Thomas McDaniel...Combined for 43 total tackles as a senior while tallying 9.0 tackles for loss – including 3.0 sacks and one forced fumble...In his final two prep seasons, he recorded 80 total tackles while notching 18 tackles for loss and eight sacks in 19 games...Named to the Division 2 All-Metro squad.

PERSONAL: Majoring in veterinary science.



COLTON DOWELL

LEBANON, TENN. • WILSON CENTRAL HS

15

POSITION | WIDE RECEIVER

HEIGHT | 6-3

WEIGHT | 215

CLASS | R-JUNIOR

2021: Named Preseason All-OVC...Tabbed to Phil Steele Preseason All-Conference squad.

2020-21: Named to All-OVC first team...Played and started in all seven games for the Skyhawks at wide receiver...Tallied 40 receptions for 459 yards and four touchdowns...Averaged 11.5 yards per reception...Averaged 65.6 all-purpose yards per game...Tallied a season-high 105 receiving yards against Tennessee Tech (Apr. 11)...Hauled in a season-high two touchdown receptions against Southeast Missouri (Apr. 3)...Scored touchdowns against No. 10 Jacksonville State (March 14), Southeast Missouri (Apr. 3) and Tennessee Tech (Apr. 11)...Ranked 21st nationally in both receiving touchdowns and receiving yards...Ranked amongst OVC leaders in receptions (40, first), receiving yards (459, second), touchdowns (four, second), receptions per game (5.7, second) and receiving yards per game (65.6, third)...Tallied five or more receptions in six of seven contests...Posted a season-long reception of 50 yards against Tennessee Tech (Apr. 11)...Named STATS Perform FCS Preseason All-American first team...Tabbed to Phil Steele Preseason All-American second team...Named to HERO Sports Preseason All-American second team...Garnered Preseason All-OVC honors...Tabbed Phil Steele Preseason All-OVC...HERO Sports Preseason All-OVC selection...Named to OVC Commissioner's Honor Roll...Named to Athletic Director's Honor Roll for the fall semester.

2019: Tabbed to HERO Sports Sophomore All-American honorable mention squad...All-OVC second team...Phil Steele All-OVC first team...Played in all 12 games for the Skyhawks while starting 10 games between wide receiver and tight end...Tallied 38 receptions for 765 yards...Notched four touchdowns against Northwestern State (Aug. 29), Tennessee Tech (Oct. 12) and Jacksonville State (Nov. 2)...Averaged 20.1 yards per catch...Averaged 64.0 all-purpose yards per game...Eclipsed the 100-yard receiving plateau four times against Tennessee Tech (Oct. 12), Southeast Missouri (Oct. 26), Jacksonville State (Nov. 2) and Austin Peay (Nov. 9)...Best game came at Tennessee Tech (Oct. 12) where he tallied five receptions for 154 yards and two touchdowns...Recorded three tackles...Named to OVC Commissioner's Honor Roll...Named to Athletic Director's Honor Roll for both the fall and spring semesters.

2018: Played in 11 games for the Skyhawks at wide receiver...Compiled 10 receptions for 138 yards...Notched three touchdowns against Chattanooga (Sept. 15), Southeast Missouri (Oct. 27) and Tennessee Tech (Nov. 10)...Best game came against Tennessee Tech (Nov. 10) with three receptions for 51 yards and a touchdown...Averaged 13.8 yards per catch...Averaged 12.5 all-purpose yards per game.

2017: Redshirted.

BEFORE UTM: Prepped at Wilson Central High School, playing for head coach Brad Dedman...Guided the Wildcats to a 8-3 record with a playoff berth in 2016...Tallied 44 receptions for 799 yards and five touchdowns...Averaged 18.2 yards per catch...Notched three 100-yard receiving games...Best game came against Lebanon where he tallied three catches for 133 yards and two touchdowns...Against Mount Juliet he tallied a career-high nine receptions for 133 yards and a touchdown...Named to the Region 6-3A all-region squad...Played in the 2016 Toyota East vs. West All-Star Game ...Tallied six punt returns along with a pair of kick returners...Ranked as a two-star prospect by 247Sports.

PERSONAL: Born on April 19, 1999...Son of Chris and Tracy Dowell...Has one brother, Coleby...Majoring in health and human performance.



DAVID DUBOSE

HUNTSVILLE, ALA. • COLUMBIA HS

45

POSITION | DEFENSIVE END
HEIGHT | 6-3
WEIGHT | 265
CLASS | GRADUATE

2020-21: Played and started in all seven games for the Skyhawks on the defensive line...Compiled 18 total tackles, including five solos and 13 assists...Notched 3.5 tackles for loss totaling 16 yards...Recorded one sack for nine yards against Southeast Missouri (Apr. 3)...Tallied five or more tackles against Tennessee State (March 28) and Southeast Missouri (Apr. 3)...Posted 2.0 tackles for loss against Southeast Missouri (Apr. 3)...Notched two quarterback hurries, coming against Eastern Illinois (March 7) and Tennessee Tech (Apr. 11)...Tallied a pass breakup against Southeast Missouri (Apr. 3)...Named to OVC Commissioner's Honor Roll...Named to Athletic Director's Honor Roll for the fall semester.

2019: Played in two games for the Skyhawks on special teams...Saw action against Northwestern State (Aug. 29) and Eastern Kentucky (Oct. 5)...Tallied a tackle against Northwestern State (Aug. 29)...Named to Athletic Director's Honor Roll for both the fall and spring semester.

2018: Played in two games for the Skyhawks at linebacker and on special teams...Saw action against Missouri (Sept. 1) and Tennessee State (Nov. 17)...Compiled one total tackle against Missouri.

2017: Played in one game for the Skyhawks on special teams...Saw action at Southeast Missouri (Nov. 4)...Named OVC Commissioner's Honor Roll.

2016: Redshirted.

BEFORE UTM: Played under head coach Chris Hancock at Columbia High School...Accumulated 19 tackles for loss (including 14 sacks) while scoring a pair of defensive touchdowns in 10 games as a senior...Also boasted 809 rushing yards and 12 touchdowns while earning first-team AllHuntsville Region accolades...Racked up Class 5A second team all-state honors and first-team All-Huntsville Region honors in 2014.

PERSONAL: Born on April 3, 1998...Son of Antwone and Chenchutta DuBose...Has three siblings, Antoinette, Donavin and TiAra DuBose...Graduated with a degree in criminal justice from UT Martin and is currently pursuing a Master's degree.



BLAKE DURHAM

PIKE ROAD, ALA. • PIKE ROAD HS

7

POSITION | WIDE RECEIVER
HEIGHT | 6-2
WEIGHT | 190
CLASS | FRESHMAN

BEFORE UTM: Prepped at Pike Road High School where he played for head coach Patrick Browning...Tallied 42 receptions for 822 yards and eight touchdowns as a senior...Averaged 19.6 yards per reception and 82.2 yards per game...Recorded two carries for 20 yards and one touchdown...Tallied 10 catches for 173 yards and two touchdowns against Montgomery Catholic...Hauled in 23 receptions for 455 yards and three touchdowns as a junior.

PERSONAL: Majoring in management.



CARSON EVANS

MEMPHIS, TENN. • FIRST ASSEMBLY CHRISTIAN

12

POSITION | SAFETY
HEIGHT | 6-1
WEIGHT | 185
CLASS | R-FRESHMAN

2020-21: Played in all seven games for the Skyhawks while starting in one contest at safety...Earned first career start against Austin Peay (March 21)...Compiled four total tackles, including three solos and one assist...Posted a pass breakup against Eastern Illinois (March 7)...Named to Athletic Director's Honor Roll for the spring semester.

2019: Received medical redshirt...Did not see game action.

BEFORE UTM: Prepped at First Assembly Christian School where he played for Joey Lowe...Tallied 92 total tackles, including 64 solos and 28 assists...Notched 3.0 tackles for loss, four pass breakups and a pair of interceptions...For his career, tallied 249 tackles, 14.0 tackles for loss, 11 pass breakups and five interceptions...Offensively he notched 117 receptions for 1,658 yards and 14 touchdowns in his career...Named first team all-district...Played in the Auto Zone Liberty Bowl All Star game, blocking a punt and notching an interception.

PERSONAL: Born on March 30, 2001...Son of Hal and Cammie Evans...Has two siblings, Jack and Sydney...Majoring in health and human performance.



RANDY FIELDS JR.

NEWARK, DEL. • WEST VIRGINIA

9

POSITION | WIDE RECEIVER
HEIGHT | 6-1
WEIGHT | 195
CLASS | R-SOPHOMORE

BEFORE UTM: Joins the Skyhawks from West Virginia where he spent three seasons...Did not see game action in 2020...Played in 12 games primarily on special teams in 2019...Saw action on 100 plays, including 78 on special teams...Played a season-high nine special teams plays at Missouri and Oklahoma...Redshirted the 2018 season...Named to Big 12 Commissioner's Honor Roll...Tabbed to Garrett Ford Academic Honor Roll...Prepped at St. Frances Academy for head coach Henry Russell...Tallied 38 receptions for 625 yards and seven touchdowns as a senior...Helped lead team to a 12-0 record, the Class A MIAA championship, No. 1 ranking in Maryland and No. 11 ranking in the nation...Named to All-Metro second team...Earned Maryland Private School All-Metro and All-State Honors as a junior...Caught 61 passes for 995 yards and 13 touchdowns...Won 2016 state title...His best game came against No. 1 McDonogh with 13 catches for 210 yards and three touchdowns...Ranked as a three-star recruit by ESPN, Rivals and 247Sports.

PERSONAL: Son of Randy Fields Sr. and Sherry Martin...Has two siblings...Majoring in interdisciplinary studies.



TREY FISHER

TALLAHASSEE, FLA. • GODBY HS

14

POSITION | QUARTERBACK
HEIGHT | 5-11
WEIGHT | 180
CLASS | FRESHMAN

2020-21: Played in one game for the Skyhawks at quarterback...Made collegiate debut against Tennessee Tech (Apr. 11)...Completed 2-of-2 pass attempts for three yards...Posted a pass efficiency rating of 112.6.

BEFORE UTM: Joins the Skyhawks from Godby High School where he played for head coach Brandon McCray...Completed 312-of-550 career pass attempts for 4,626 yards and 49 touchdowns...Averaged 185.0 passing yards per game...Threw for 2,121 yards and 22 touchdowns as a senior.

PERSONAL: Born on April 17, 2001...Son of Jimbo and Candi Fisher...Has one sibling, Ethan...Majoring in management...His father, Jimbo, won the 2013 FBS National Championship at Florida State and currently serves as head coach at Texas A&M.



BRANDON FLOYD

FESTUS, MO. • JEFFERSON HS

75

POSITION | OFFENSIVE LINE
HEIGHT | 6-4
WEIGHT | 290
CLASS | FRESHMAN

2020-21: Played in four games for the Skyhawks while starting in two contests on the offensive line...Earned starts against Southeast Missouri (Apr. 4) and Tennessee Tech (Apr. 11)...Saw action against No. 10 Jacksonville State (March 14) and Tennessee State (March 28)...Named to OVC Commissioner's Honor Roll...Named to Athletic Director's Honor Roll for both the fall and spring semester.

2019: Redshirted...Did not see game action.

BEFORE UTM: Prepped at Jefferson High School where he played for Alex Rouggy...Tallied 31 pancake blocks as a junior...Notched 41 total tackles, including 22 solos and 19 assists...Tallied 4.0 tackles for loss...Tabbed a unanimous selection to the first team I-55 Conference offensive and defensive line...Named My Leader Paper Athlete of the Week...Tabbed Jefferson Lineman of the Year...Named to the Class 2 MOFBCA All-State third team.

PERSONAL: Born on Nov. 8, 2000...Son of Steve and Sara Floyd...Has one sibling, Hanna...Majoring in health and human performance.



JOHN FORD

NASHVILLE, TENN. • JOHN OVERTON HS

18

POSITION | LINEBACKER
HEIGHT | 6-3
WEIGHT | 230
CLASS | GRADUATE

2021: Tabbed to Phil Steele Preseason All-Conference squad.

2020-21: Played and started in all seven games for the Skyhawks at linebacker...Compiled 43 total tackles, including 23 solos and 20 assists...Notched 3.0 tackles for loss totaling 13 yards...Recorded a sack for 10 yards against Southeast Missouri (Apr. 3)...Posted five or more tackles in five games...Matched his season-high with eight tackles against No. 10 Jacksonville State (March 14), Austin Peay (March 21) and Tennessee Tech (Apr. 11)...Tallied two interceptions...Returned an interception against Eastern Illinois (March 7) 50 yards for a touchdown...Had a 25-yard interception return against Southeast Missouri (Apr. 3)...Posted a pass breakup against No. 10 Jacksonville State (March 14)...Named to Athletic Director's Honor Roll for the fall semester.

2019: Played in nine games for the Skyhawks at linebacker and on special teams...Compiled 14 total tackles, including nine solos and five assists...Notched 3.5 tackles for loss totaling seven yards...Tallied one sack against Eastern Kentucky (Oct. 5)...Recorded a quarterback hurry at Tennessee Tech (Oct. 12)...Tallied a season-high six tackle against Eastern Illinois (Oct. 19)...Notched four tackles at Eastern Kentucky (Oct. 5).

2018: Did not see game action.

2017: Redshirted.

BEFORE UTM: Prepped at John Overton High School, playing for head coach Steve Williams...Guided the Bobcats to a 7-5 record with a playoff berth in 2016...Recorded 47 tackles, six sacks, four tackles for loss and an interception as a senior...Posted a career-best performance against Mount Juliet, tallying 18 tackles – including 14 solos...Named to the All-Region 3-6A team...Played in the 2016 Toyota East vs. West All-Star Game...Tallied 46 tackles – including five sacks and four tackles for loss as a junior.

PERSONAL: Born on April 8, 1998...Son of John and Paula Ford...Has one sibling, EJ...Graduated with a degree in business management from UT Martin and is currently pursuing a Master's degree.



SAM FRANKLIN

LITTLE ROCK, ARK. • CENTRAL HS

29

POSITION | RUNNING BACK
HEIGHT | 5-10
WEIGHT | 195
CLASS | FRESHMAN

BEFORE UTM: Prepped at Central High School where he played for head coach Kent Laster...Finished his career with 415 rushing attempts for 2,229 yards and 29 touchdowns...Tallied 41 receptions for 521 yards and four touchdowns...Recorded 2,750 yards of total offense and 33 touchdowns for his career...In the first round of the 2020 playoffs, he tallied 20 carries for 170 yards while adding four receptions for 92 yards.

PERSONAL: Majoring in engineering.



JACKSON GAY

PANAMA CITY, FLA. • BOZEMAN HS

47

POSITION | TIGHT END
HEIGHT | 6-2
WEIGHT | 235
CLASS | FRESHMAN

BEFORE UTM: Prepped at Bozeman High School where he played for head coach Jason Griffin...Led the team with 18 receptions for 284 yards and two touchdowns as a senior...Accounted for 31 percent of the team's receiving yards...Played on the offensive and defensive line early in his prep career...Named to second team All-County as a junior...Led team to sectional championship in 2019.

PERSONAL: Majoring in engineering.



ISAIAH GIBBS

KNOXVILLE, TENN. • FARRAGUT HS

37

POSITION | RUNNING BACK
HEIGHT | 5-9
WEIGHT | 185
CLASS | R-FRESHMAN

2020-21: Played in five games for the Skyhawks primarily on special teams...Tallied five carries for 23 yards...Averaged 3.8 yards per carry...Rushed for 23 yards against Tennessee Tech (Apr. 11), including a season-long eight-yard carry...Named to Athletic Director's Honor Roll for both the fall and spring semesters.

2019: Redshirted...Did not see game action...Named to Athletic Director's Honor Roll for the spring semester.

BEFORE UTM: Prepped at Farragut High School where he played for head coach Eddie Courtney...Joins his cousin Jade Gibbs in the 2019 recruiting class...Tallied 105 carries for 510 yards and six touchdowns as a senior...Tallied 31 receptions for 249 yards and four touchdowns...He posted a huge junior campaign with 187 carries for 1,101 yards and 12 touchdowns...Notched 325 carries, 1,878 yards and 21 touchdowns for his career – including six 100-yard performances...Tallied 39 career tackles and three interceptions...Ranks as a two-star running back by 247Sports.

PERSONAL: Born on May 5, 2000...Son of Rory and Gianni Gibbs...Has one sibling, Elijah...Majoring in interdisciplinary studies.



JADEN GIBBS

KNOXVILLE, TENN. • FARRAGUT HS

85

POSITION | WIDE RECEIVER

HEIGHT | 6-4

WEIGHT | 185

CLASS | R-FRESHMAN

2020-21: Did not see game action.

2019: Redshirted...Did not see game action.

BEFORE UTM: Prepped at Farragut High School where he played for head coach Eddie Courtney...Joins his cousin Isaiah Gibbs in the 2019 recruiting class...Tallied 38 receptions for 547 yards and two touchdowns...Averaged 14.4 yards per receptions...Notched 98 career receptions, 1,475 receptions and nine touchdowns in his prep career...Played in the Toyota East vs West Tennessee All-Star Classic, tallying a pair of receptions for 60 yards and a touchdown...Ranks as a three-star wide receiver by 247Sports.

PERSONAL: Born on Aug. 17, 2000...Son of Rashaad and Ashley Gibbs...Has two siblings, Kyndal and Braylen...Majoring in interdisciplinary studies.



WYATT GILBERT

FAIRFIELD, ILL. • FAIRFIELD HS

29

POSITION | ROVER

HEIGHT | 5-11

WEIGHT | 180

CLASS | FRESHMAN

2020-21: Did not see game action.

BEFORE UTM: Prepped at Fairfield High School where he played for head coach Justin Townsend...Helped lead the Mules to a 10-1 record...Tallied 2,459 rushing yards and 34 touchdowns for his career...Averaged 7.6 yards per carry and 66.5 yards per game...Posted 118 carries for 1,081 yards and 20 touchdowns as a senior...Notched seven 100-yard rushing performances for his career...Tallied 12 touchdowns as a junior...Totaled 30 career receptions for 526 yards and three touchdowns...Posted 71 career tackles, two interceptions and two fumble recoveries.

PERSONAL: Born on June 6, 2002...Son of Fred and Dana Gilbert...Has two siblings, Holt and Samantha...Majoring in geoscience.



DION GOLDBOURNE

DELRAY BEACH, FLA. • MARYLAND

34

POSITION | JACK

HEIGHT | 6-4

WEIGHT | 235

CLASS | R-SENIOR

2020-21: Did not see game action.

2019: Did not see game action.

2018: Missed season due to injury.

BEFORE UTM: Joins the Skyhawks from Maryland where he spent parts of two seasons, playing for head coach DJ Durkin...Contributed on special teams, blocking a field goal which was returned 71-yards against Texas in the season-opener...Granted a redshirt in 2016...Prepped at Atlantic Community High School, playing for head coach TJ Jackson...Helped lead the Eagles to the Zone 6 2015 District and County Championship...Tallied 17 sacks and four forced fumbles as a high school senior...Played in the Florida/Georgia All-Star Game...Late bloomer for football after focusing on basketball for much of his prep career...Rated a two-star recruit by 247Sports.com.

PERSONAL: Born on May 7, 1998...Majoring in interdisciplinary studies.



DAVID GREEN

FORT PIERCE, FLA. • CENTENNIAL HS

97

POSITION | DEFENSIVE TACKLE

HEIGHT | 6-3

WEIGHT | 255

CLASS | FRESHMAN

2020-21: Did not see game action.

BEFORE UTM: Prepped at Centennial High School where he played for head coach Josh Watkins...Totaled 84 tackles as a senior while recording 22.0 tackles for loss...Recorded six sacks...Forced two fumbles...Named Centennial Defensive Lineman of the Year...Graduated with high honors.

PERSONAL: Born on November 29, 2001...Son of Frank and Kelly Green...Has two siblings, Daniel and Tessa...Majoring in engineering.



RICHIE GRIGLIONE III

TRURO, IOWA • IOWA WESTERN CC

88

POSITION | TIGHT END

HEIGHT | 6-5

WEIGHT | 235

CLASS | SOPHOMORE

2020-21: Played in five games for the Skyhawks while starting in one contest at wide receiver...Earned first career start against Austin Peay (March 21)...Tallied two receptions for 22 yards and two touchdowns...Averaged 11.0 yards per catch...Recorded a three-yard touchdown reception against Austin Peay (March 21)...Notched a 19-yard touchdown reception against Tennessee Tech (Apr. 11).

BEFORE UTM: Joins the Skyhawks from Iowa Western Community College where he played one season for head coach Scott Strohmeier...Played in six games as a freshman, tallying six receptions for 42 yards...Averaged 7.0 yards per reception...Tallied two receptions for 21 yards against Butler CC...Prepped at Interstate 35 High School.

PERSONAL: Son of late Rich and Joni Griglione...Has two siblings, Gracey and Rosabella...Majoring in management.



VINCENT GUY

MEMPHIS, TENN. • WHITEHAVEN HS

28

POSITION | DEFENSIVE BACK

HEIGHT | 6-0

WEIGHT | 180

CLASS | R-FRESHMAN

2020-21: Played in four games for the Skyhawks primarily on special teams...Compiled two total tackles, including one solo and one assist...Saw action against Eastern Illinois (March 7), Tennessee State (March 28), Southeast Missouri (Apr. 3) and Tennessee Tech (Apr. 11)...Tallied season-high two tackles against Eastern Illinois (March 7).

2019: Redshirted...Did not see game action.

BEFORE UTM: Prepped at Whitehaven High School where he played for head coach Rodney Saulsberry...Helped the Tigers to an 11-4 record and an appearance in the state title game as a senior...Completed 52-of-93 pass attempts for 915 yards and 17 touchdowns as a senior...Completed 53.1 percent of his career pass attempts...Tossed 27 touchdowns for his career while rushing for 13...Ranks as a two-star defensive back by 247Sports.

PERSONAL: Born on Jan. 17, 2001...Son of Vincent and Cynthia Guy...Has one sibling, William...Majoring in interdisciplinary studies.

GREG GYENIS

TAMPA, FLA. • JESUIT HS

60

POSITION | OFFENSIVE LINE

HEIGHT | 6-3

WEIGHT | 305

CLASS | FRESHMAN

2020-21: Did not see game action.

BEFORE UTM: Prepped at Jesuit High School where he played for head coach Matt Thompson...Helped lead the Tigers a region championship and back-to-back state semifinals appearances...Blocked for an offensive unit while scored 58 total touchdowns and rushed for an average of 178.1 yards per game as a senior...Tallied four pancake blocks as a junior.

PERSONAL: Born on Aug. 2, 2002...Son of Peter and Christine Gyenis...Has two siblings, Timothy and Taylor...Majoring in management.

KORBIN HARMON

OXFORD, MISS. • PEARL RIVER CC

8

POSITION | DEFENSIVE TACKLE

HEIGHT | 6-5

WEIGHT | 275

CLASS | GRADUATE

2020-21: Played in all seven games for the Skyhawks while starting the final four contests on the defensive line...Compiled 20 total tackles, seven solos and 13 assists...Notched 5.0 tackles for loss totaling 23 yards...Recorded 1.0 sack totaling 11 yards...Posted three quarterback hurries with one each against Eastern Illinois (March 7), Southeast Missouri (Apr. 3) and Tennessee Tech (Apr. 11)...Tallied a pass breakup against No. 10 Jacksonville State (March 14)...Recorded a blocked kick against No. 10 Jacksonville State (March 14)...Tallied a season-high six tackles with 3.5 tackles for loss against Tennessee State (March 28)...Recorded half sacks against Eastern Illinois (March 7) and Tennessee State (March 28)...Named to Athletic Director's Honor Roll for spring semester.

2019: Played in 11 games for the Skyhawks on the defensive line...Compiled 23 total tackles, including eight solos and 15 assists...Notched 4.5 tackles for loss totaling 12 yards...Recorded two sacks against Tennessee Tech (Oct. 12) and Eastern Illinois (Oct. 26)...Forced a fumble against Eastern Illinois (Oct. 19)...Tallied five quarterback hurries, including a season-high three at Southeast Missouri (Oct. 26)...Recorded a pass breakup at Eastern Kentucky (Oct. 5)...Ranked first in the nation with three blocked kicks against Murray State (Sept. 28), Southeast Missouri (Oct. 26) and Tennessee State (Nov. 16)...Tallied a season-high five tackles against both Florida (Sept. 7) and Tennessee State (Nov. 16)...Named to OVC Commissioner's Honor Roll...Named to Athletic Director's Honor Roll for both the fall and spring semesters.

2018: Played in nine games for the Skyhawks on the defensive line...Compiled eight total tackles, including four solos and four assists...Notched 3.0 tackles for loss totaling nine yards...Tallied a season-high three tackles against Missouri (Sept. 1)...Notched tackles for loss against Missouri (Sept. 1), Southeast Missouri (Oct. 27), Tennessee Tech (Nov. 10) and Tennessee State (Nov. 17).

BEFORE UTM: Joins the Skyhawks from Pearl River Community College, playing for head coach Ted Egger...Tallied 33 total tackles, including 16 solos and 17 assists...Notched 2.5 tackles for loss, including 2.0 sacks against East Central Community College and Mississippi Gulf Coast Community College...Notched fumble recoveries against Southwest Mississippi Community College and Copiah-Lincoln Community College...which he returned for a touchdown...Tallied one pass breakup at Southwest Mississippi Community College...Tallied a season-high six tackles and 1.5 sacks at East Central Community College...Named to MACJC All-State second team...Preferred walk-on at Ole Miss out of high school...Prepped at Oxford High School, playing for head coach Johnny Hill...As a senior, tallied 95 total tackles, including 29 solos and 66 assists...Notched 3.5 sacks, four quarterback hurries, one pass breakup and two fumble recoveries...For his prep career, he tallied 249 tackles, 16.0 tackles for loss, 14.5 sacks, 14 quarterback hurries, four forced fumbles and one blocked field goal...Ranked as a three-star defensive end by 247Sports.

PERSONAL: Born on July 4, 1997...Son of Michael and Kajaria Harmon...Has two siblings, Raven Harriss and Ashton Harriss...Graduated with a degree in teaching from UT Martin and is currently pursuing a Master's degree.

MATTHAN HATCHIE

HALEIWA, HAWAII • GARDEN CITY CC

54

POSITION | OFFENSIVE LINE

HEIGHT | 6-2

WEIGHT | 310

CLASS | JUNIOR

2021: Named Preseason All-OVC...Tabbed to Phil Steele Preseason All-Conference squad.

2020-21: Named to All-OVC second team...Played and started in all seven games for the Skyhawks on the offensive line...Did not miss a single offensive snap...Graded out at 84 percent or better in every contest...Played multiple positions and tallied 60 knockdowns...Named to Athletic Director's Honor Roll for fall semester.

BEFORE UTM: Joins the Skyhawks from Garden City Community College where he played for head coach Tom Minnick...Played in all 11 games for the Broncbusters on the offensive line...Named to the All-Jayhawk Conference second team offense...Blocked for an offensive unit which tallied 2,484 rushing yards for an average of 225.8 yards per game...Offense averaged 397.7 yards per game...Transferred from Arizona Western Community College where he also played for head coach Tom Minnick where he saw action on the defensive line...Prepped at Waialua High School where played on the offensive line and long snapper...Played in 2018 Polynesian Bowl...Rated as a two-star recruit by 247Sports.

PERSONAL: Born on April 4, 2000...Son of George and Melanie Hatchie...Has two siblings, Gemelie and Micah...Majoring in interdisciplinary studies.

ANDREW HENLEY

MIAMI, FLA. • HALLANDALE HS

83

POSITION | WIDE RECEIVER

HEIGHT | 5-9

WEIGHT | 165

CLASS | FRESHMAN

2020-21: Played in two games for the Skyhawks at wide receiver...Tallied two receptions for two yards...Averaged 1.0 yard per catch...Posted two receptions for two yards against Tennessee Tech (Apr. 11)...Completed one pass for 39 yards and a touchdown against Tennessee Tech (Apr. 11)...Named to Athletic Director's Honor Roll for fall semester.

BEFORE UTM: Joins the Skyhawks from Hallandale High School where he played for head coach Herman Lovett...Named a second-team all-sleeper offensive athlete...Tabbed as 5A-1A honorable mention as a junior...Ranked as the No. 47 FCS prospect by HERO Sports...Ranked as a three-star athlete by 247Sports.

PERSONAL: Born on March 17, 2001...Son of Kamaya Dean...Has one sibling, Aundray...Majoring in management.

JOSHUA HERNANDEZ

HOUSTON, TEXAS • J. FRANK DOBIE HS

48

POSITION | KICKER

HEIGHT | 5-8

WEIGHT | 185

CLASS | FRESHMAN

BEFORE UTM: Prepped at J. Frank Dobie High School where he played for head coach Kevin Berneathy...Scored 43 points as a junior...Notched 72 points as a sophomore en route to all-district honors.

PERSONAL: Majoring in management.



ROBERT HICKS

MIAMI, FLA. • CENTRAL HS

5

POSITION | LINEBACKER

HEIGHT | 6-1

WEIGHT | 235

CLASS | GRADUATE

BEFORE UTM: Joins the Skyhawks from Louisville where he spent three seasons...Played in 26 career games while compiling 40 total tackles and 4.0 tackles for loss...Compiled 11 total tackles, including seven solos and four assists in five games in 2020...Tallied a season-high four tackles against Notre Dame (Oct. 17)...Played in all 13 games as a sophomore, tallying five total tackles...Recorded a tackle for loss against Notre Dame...Played in nine games with one start as a true freshman in 2018...Finished in debut season with 24 tackles and 2.0 tackles for loss...Made first start against Western Kentucky, leading the team with 11 tackles and registering his first sack...Prepped at Miami Central High School where he played for head coach Roland Smith...Led team to a state title as a senior...Ranked as a four-star prospect by 247Sports and ESPN...Ranked as the No. 4 inside linebacker on ESPN's Top 300...Played in the Under Armour All-America game...Named one of the top 10 seniors in the 2017 ESPN Top 63.

PERSONAL: Born on May 24, 2000...Son of Kerissa Bradwell...Graduated with a degree in criminal justice from Louisville and is currently pursuing a Master's degree at UT Martin.



KEON HOWARD

LAUREL, MISS. • TULANE

9

POSITION | QUARTERBACK

HEIGHT | 6-1

WEIGHT | 215

CLASS | GRADUATE

BEFORE UTM: Joins the Skyhawks from Tulane where he spent three seasons (2018-20)...Played in 10 games, completing 38-of-76 pass attempts for 522 yards and three touchdowns with the Green Wave...He also rushed for 4.6 yards per carry and two touchdowns...Completed 25-of-58 pass attempts for 314 yards and a touchdown in 2020...Sat out the 2018 season due to NCAA transfer rules...Began career at Southern Miss where played two seasons (2016-17)...Played in 13 games for the Golden Eagles while earning nine starts...Completed 118-of-220 pass attempts for 1,564 yards and eight touchdowns...Posted a completion percentage of 54.0...Tallied 98 rushing attempts for 331 yards and two touchdowns...His best season came in 2017 when he threw for 1,199 yards and eight touchdowns...He set career-highs with three touchdown passes against both UTSA (10/7/17) and Louisiana Tech (10/21/17)...Two of his scoring throws at LA Tech came with 31 seconds to go in regulation that helped send the game into overtime and the second one was on the first play of the second overtime, which proved to be the game winner...In his career debut he tallied 28 rushing attempts for 98 yards and a touchdown while throwing for 230 yards...Prepped at Laurel High School where he helped the team to a pair of state championship appearances - including a 5A title in 2015...Tallied 11,532 passing yards and 108 touchdowns in his prep career...Two-time All-State honoree by Jackson Clarion-Ledger...Averaged 240 yards of total offense for his career...Threw for 3,317 yards and 43 touchdowns as a senior while rushing for 456 yards and three touchdowns...As a junior, passed for 3,631 yards and 25 touchdowns, while rushing for 456 yards and 12 touchdowns...As a sophomore, threw for 2,625 yards and 25 touchdowns, while rushing for 305 yards and five touchdowns...As a freshman, threw for 1,959 yards and 15 touchdowns, while rushing for 157 yards and five touchdowns...Threw four touchdowns passes as Mississippi snapped a seven-year losing streak with a 28-21 victory in the 2015 Mississippi/Alabama All-Star Football Classic...Ranked as a three-star prospect by 247Sports.

PERSONAL: Graduated with a degree in management from Tulane and is currently pursuing a Master's degree at UT Martin.



XIERE HOWARD

BRENTWOOD, TENN. • BRENTWOOD HS

39

POSITION | LINEBACKER

HEIGHT | 6-1

WEIGHT | 195

CLASS | FRESHMAN

2020-21: Played in six games for the Skyhawks primarily on special teams...Compiled four total tackles, including two solos and two assists...Tallied a season-high two tackles against Eastern Illinois (March 7)...Recorded tackles against No. 10 Jacksonville State (March 14) and Tennessee Tech (Apr. 11)...Named to Athletic Director's Honor Roll for fall semester.

BEFORE UTM: Joins the Skyhawks from Brentwood High School where he played for head coach Ron Crawford...Tallied 164 tackles, including 17 tackles for loss and four sacks...Forced two fumbles while recovering a pair...Notched six quarterback hurries and a pass break...Named to TnFCA 6-6A All-State squad along with claiming Tennessee All Mid-State first team honors...Named Region 6-6A Defensive Player of the Year...Selected to Tennessee East-West All-Star game...Ranked as a two-star prospect by 247Sports.

PERSONAL: Born on May 12, 2002...Son of Dan and Latrice Howard...Has two siblings, Xon and Xavier...Majoring in economics.



STEWART HOWELL

KNOXVILLE, TENN. • CHRISTIAN A.C. OF KNOXVILLE

16

POSITION | QUARTERBACK

HEIGHT | 6-1

WEIGHT | 200

CLASS | R-FRESHMAN

2020-21: Played in two games for the Skyhawks at quarterback...Led game-winning drive in collegiate debut against Austin Peay (March 21)...Completed 7-of-9 pass attempts for 45 yards...Averaged 19.0 yards of total offense per game...Threw for a season-high 25 yards against Austin Peay (March 21)...Completed a season-high four pass attempts against Tennessee Tech (Apr. 11).

2019: Redshirted...Did not see game action...Named to Athletic Director's Honor Roll for the fall semester.

BEFORE UTM: Prepped at Christian Academy of Knoxville, playing for head coach Travis Mozingo...Played at wide receiver as a sophomore, tallying 67 receptions for 975 yards and 12 touchdowns...Averaged 81.3 yards per game...Ranked as a two-star prospect by 247Sports and Rivals.

PERSONAL: Born on Jan. 24, 2001...Son of Todd and Leigh Howell...Has three siblings, Nolan, Davis and Walker...Majoring in finance.



CHRIS HUNTER

KNOXVILLE, TENN. • ARMY PREP

32

POSITION | LINEBACKER

HEIGHT | 6-1

WEIGHT | 230

CLASS | R-FRESHMAN

2020-21: Played in all seven games for the Skyhawks at linebacker...Compiled 23 total tackles, including 10 solos and 13 assists...Notched 5.0 tackles for loss totaling 27 yards...Recorded 1.5 sacks for 14 yards...Tallied two quarterback hurries against Austin Peay (March 21) and Tennessee Tech (Apr. 11)...Notched a blocked field goal attempt against Tennessee State (March 28)...Tallied a season-high six tackles against No. 10 Jacksonville State (March 14)...Posted five tackles against Tennessee State (March 28)...Recorded a tackle for loss in five of the seven contests.

2019: Redshirted...Did not see game action...Named to Athletic Director's Honor Roll for both the fall and spring semesters.

BEFORE UTM: Joins the Skyhawks from Army Prep...Did not see varsity action in 2018 season while playing on the Army Prep team...Prepped at Austin East High School, playing for head coach Jeff Phillips...As a senior, completed 125-of-250 pass attempts for 2,068 yards and 19 passing touchdowns...Tallied 157 carries for 678 yards and 12 touchdowns...Compiled 107 career tackles, including seven tackles for loss...Notched eight career interceptions along with a pair of fumble recoveries.

PERSONAL: Born on June 30, 2000...Son of Lonise Fletcher and Sabrina Robinson...Has four siblings, Kaden, Kadell, Layla and Trey...Majoring in communications.



ANTONIO JACKSON

BESSEMER, ALA. • HUEYTOWN HS

23

POSITION | SAFETY
HEIGHT | 6-1
WEIGHT | 185
CLASS | FRESHMAN

BEFORE UTM: Joins the Skyhawks from Hueytown High School where he played for head coach Greg Patterson...Named Gopher Defensive Player of the Week against Selma and Besmer.

PERSONAL: Born on February 27, 2002...Son of Bettina Yelling...Has one sibling, Jayden...Majoring in marketing.



CHRIS JACKSON

LEXINGTON, KY. • LEXINGTON CATHOLIC HS

76

POSITION | OFFENSIVE LINE
HEIGHT | 6-9
WEIGHT | 330
CLASS | GRADUATE

2021: Tabbed to Phil Steele Preseason All-Conference squad.

2020-21: Played in six games for the Skyhawks while starting in five contests on the offensive line...Started three games at left guard against Murray State (Feb. 28), Eastern Illinois (March 7) and No. 10 Jacksonville State (March 14)... Started two games at right guard against Southeast Missouri (Apr. 3) and Tennessee Tech (Apr. 11)...Named to Athletic Director's Honor Roll for spring semester.

2019: Played in all 12 games for the Skyhawks on the offensive line...Started the final four games at left guard against Jacksonville State (Nov. 2), Austin Peay (Nov. 9), Tennessee State (Nov. 16) and Kentucky (Nov. 23)... Blocked for the second-ranked scoring offense in the OVC and all-conference performers John Bachus III and Peyton Logan.

2018: Played in all 11 games while earning two starts on the offensive line... Earned the starting nod at left tackle against Tennessee Tech (Nov. 10) and Tennessee State (Nov. 17)...Was part of an offensive line until which conceded just 13 sacks in league play, ranking third in the OVC.

2017: Did not see game action.

2016: Redshirted.

BEFORE UTM: Played for head coach Mark Perry at Lexington Catholic High School...Helped the Knights to an 11-4 record (including an eight-game winning streak) and a trip to the Class 3A state playoffs in 2015...Helped block for an offense that produced 31.5 points per game during his senior season.

PERSONAL: Born on Sept. 19, 1997...Son of Bruce Jackson and Anita Jackson...Has two siblings, Christina and Christon...Graduated with a degree in agricultural and natural resources systems management from UT Martin and is currently pursuing a Master's degree.



LENON JAMES JR.

MEMPHIS, TENN. • MEMPHIS CENTRAL HS

48

POSITION | TIGHT END
HEIGHT | 6-1
WEIGHT | 275
CLASS | FRESHMAN

2020-21: Did not see game action.

BEFORE UTM: Prepped at Memphis Central High School where he played for head coach Lynord Crutchfield...Played in 2020 College Football Today All-American Bowl... Named to Region 8 6A All-Metro second-team defense.

PERSONAL: Born on May 11, 2002...Son of Lenon and Latosha James...Has four siblings, Landon, Latoria, James and Eric...Majoring in communications.



JARID JOHNSON

POPLARVILLE, MISS. • PEARL RIVER CC

93

POSITION | DEFENSIVE END
HEIGHT | 6-2
WEIGHT | 310
CLASS | SOPHOMORE

BEFORE UTM: Joins the Skyhawks from Pearl River Community College where he played two season for head coach Seth Smith...Combined for 27 total tackles as a sophomore...Notched 4.0 tackles for loss totaling 26 yards...Recorded 2.0 sacks...Tallied two forced fumbles and a fumble recovery...Named to JCGridiron.com Fall All-American third team...Posted 20 total tackles and 5.0 tackles for loss as a freshman...Prepped at Pascagoula High School where she played for head coach Lewis Sims...Selected to play in the Bernard Blackwell North-South All-Star game.

PERSONAL: Majoring in cellular and molecular biology.



JARIOUS JOHNSON

DECHERD, TENN. • FRANKLIN COUNTY HS

42

POSITION | RUNNING BACK
HEIGHT | 6-2
WEIGHT | 225
CLASS | R-SOPHOMORE

2020-21: Did not see game action...Was not a member of the active roster.

2019: Played in two games for the Skyhawks at running back...Saw action against Florida (Sept. 7) and Murray State (Sept. 28)...Tallied five carries for 10 yards...Averaged 2.0 yards per carry...Named to Athletic Director's Honor Roll for spring semester.

2018: Redshirted...Did not see game action.

BEFORE UTM: Prepped at Franklin County High School, playing for head coach Eddie James...Tallied 377 career carries for 2,482 yards and 35 touchdowns...Averaged 82.7 yards per game and 6.6 yards per carry...Accumulated 62 career tackles, 7.5 tackles for loss, three pass breakups and one interception on defense...As a senior, tallied 201 carries for 1,290 yards and 24 touchdowns...Averaged 129 yards per game and 6.4 yards per carry...Tallied a pair of 200-yard rushing performance along with five touchdowns each against Tullahoma and Columbia Central...Named to the Region 5-5A first team...Invited to the NoKaOi Senior Bowl.

PERSONAL: Born on Jan. 5, 2000...Son of Annette and Charlie Johnson...Has one sibling, Jalisa...Majoring in agricultural business.



HUNTER KENDALL

MEMPHIS, TENN. • MEMPHIS UNIV. SCHOOL

36

POSITION | RUNNING BACK

HEIGHT | 5-11

WEIGHT | 210

CLASS | FRESHMAN

BEFORE UTM: Prepped at Memphis University School where he played for head coach Bobby Alston...Rushed for 2,093 yards and 36 touchdowns for his career...Eclipsed the 100-yard plateau six times...Tallied 235 carries for 1,073 yards as a senior with 22 touchdowns...Averaged 89.4 yards per game...Scored a career-high four touchdowns against Raleigh-Egypt...Rushed for a career-high 172 yards against White Station...Tallied 151 carries for 782 yards and 11 touchdowns as a junior.

PERSONAL: Majoring in criminal justice.



JAMARIUS LANDERS

DEERFIELD BEACH, FLA. • DEERFIELD BEACH HS

24

POSITION | JACK

HEIGHT | 6-3

WEIGHT | 245

CLASS | SOPHOMORE

2020-21: Played in six games for the Skyhawks while starting in four games on the defensive line...Compiled 10 total tackles, including five solos and five assists...Notched 2.5 tackles for loss totaling 10 yards...Posted four quarterback hurries, including a season-high three against Eastern Illinois (March 7)...Tallied three multi-tackle outings against Murray State (Feb. 28), Tennessee State (March 28) and Southeast Missouri (Apr. 3)...Notched a season-high three tackles against Murray State (Feb. 28).

2019: Tabbed to HERO Sports Freshman All-American honorable mention squad...Played in all 12 games for the Skyhawks on the defensive line...Compiled 17 total tackles, including eight solos and nine assists...Notched 4.0 tackles for loss totaling 18 yards...Tallied two sacks...Posted seven quarterback hurries - including a season-high four against Eastern Illinois (Oct. 19)...Recorded two pass breakups against Murray State (Sept. 28) and Tennessee State (Nov. 16)...Posted three tackles against Northwestern State (Aug. 29), Murray State (Sept. 28) and Eastern Illinois (Oct. 19)...Tallied a pair of tackles for loss against Tennessee State (Nov. 16), including a 10-yard sack.

BEFORE UTM: Prepped at Deerfield Beach High School, playing for head coach Jevon Glenn...Named to Post's Small Schools Defensive All-Area team in 2017 at Coconut Creek High School, tallying 47 tackles...Tallied 22 tackles for loss, including seven sacks... Played the 2016 season at American Heritage School of Boca/Delray...Named to Broward FB 5A-2A teams...Ranked as a two-star prospect by 247Sports.

PERSONAL: Born on Oct. 1, 2000...Son of Jamar Brinson and Lashonda Landers...Has two siblings, Corteze and Fantaisha...Majoring in education.



TYLER LARCO

MIAMI, FLA. • MIAMI PALMETTO HS

37

POSITION | KICKER/PUNTER

HEIGHT | 5-9

WEIGHT | 155

CLASS | R-FRESHMAN

2021: Tabbed to Phil Steele Preseason All-Conference squad.

2020-21: Named HERO Sports Freshman All-American...Named to All-OVC second team...Two-time OVC Specialist of the Week (March 23 and Apr. 13)...Tabbed Stats Performer FCS National Special Teams Player of the Week (March 22)...Played in all seven games for the Skyhawks as the team's primary specialist...Scored 47 points on the season...Converted 10-of-12 field goal attempts...Posted 83.3 percent of field goal attempts...Made a season-long

47-yard field goal against Southeast Missouri (Apr. 3)...Hit a 46-yard game-winning field goal as time expired to beat Austin Peay (March 21)...Made three field goals against Austin Peay (March 21)...Ranked amongst league leaders in field goal percentage (83.3, first), field goals made (10, second), field goals per game (1.4, second) and scoring (6.7, third)...Converted 17-of-18 point after attempts...Tallied 10 punts for 418 yards...Averaged 41.8 yards per punt...Posted a season-long 55-yard punt against Tennessee Tech (Apr. 11)...Pinned five punts inside the 20...Booted 35 kickoffs for 1,623 yards...Averaged 46.4 yards per kickoff...Had four touchbacks...Named to OVC Commissioner's Honor Roll...Named to Athletic Director's Honor Roll for fall semester.

2019: Redshirted...Did not see game action...Named to Athletic Director's Honor Roll for both the fall and spring semesters.

BEFORE UTM: Prepped at Miami Palmetto High School, playing for head coach Mike Manasco...Ranked as a 4.5 star kicking prospect by Kohl's...Ranked as a 4.5 star kicking prospect by Chris Sailer Kicking...Named Miami Dolphins High School Player of the Week after kicking four field goals against South Dade...Tabbed to Miami Herald All County 8A-6A honorable mention...Named to Class 8A All-State second team...Tabbed first team All-Dade first team...Participated in Chris Sailer Kicking Showcase...Invited to Kohl's Kicking Senior Showcase...Played in Miami Dade vs. Broward All Star game.

PERSONAL: Born on Oct. 18, 2000...Son of Patrick and Cindy Larco...Has one sibling, Jordon...Majoring in health and human performance.



DERAY LAWRENCE

GERMANTOWN, TENN. • GERMANTOWN HS

89

POSITION | WIDE RECEIVER

HEIGHT | 5-7

WEIGHT | 130

CLASS | R-SOPHOMORE

2020-21: Played in five games for the Skyhawks primarily on special teams...Saw action against Eastern Illinois (March 7), No. 10 Jacksonville State (March 14), Austin Peay (March 21), Tennessee State (March 28) and Tennessee Tech (Apr. 11)...Named to Athletic Director's Honor Roll for spring semester.

2019: Played in all 12 games for the Skyhawks at wide receiver and on special teams...Tallied four tackles...Notched two tackles against Tennessee State (Nov. 16).

2018: Redshirted...Did not see game action.

BEFORE UTM: Prepped at Germantown High School, playing for head coach Chris Smith...Helped the team notch a perfect 10-0 record and a Region 8-6A championship before closing out the year with an 11-1 mark...Performed on an offensive unit which scored 492 points, tallied more than 4,500 yards of total offense and scored 70 touchdowns...Named to the ACT 30 & Above Club.

PERSONAL: Born on July 20, 2000...Son of Deborah and John Lawrence...Has one sibling, Dejana...Majoring in interdisciplinary studies.



PEYTON LOGAN

HORN LAKE, MISS. • HORN LAKE HS

23

POSITION | RUNNING BACK

HEIGHT | 5-8

WEIGHT | 190

CLASS | SENIOR

2020-21: Played and started in all seven games for the Skyhawks at running back...Tallied 84 carries for 340 yards...Rushed for two touchdowns...Averaged 4.0 yards per carry...Posted a season-high 91 rushing yards against Murray State (Feb. 28)...Rushed for 82 yards against Austin Peay (March 21)...Recorded rushing touchdowns against Austin Peay (March 21) and Tennessee State (March 28)...Tallied 30 receptions for 223 yards...Caught one touchdown reception...Averaged 7.4 yards per catch...Posted a 39-yard touchdown reception against Tennessee Tech (Apr. 11)...Notched 585 all-purpose yards...Averaged 83.6 all-purpose yards per game...Eclipsed 100 all-purpose yards in three contests against Murray State (Feb. 28), Austin Peay (March 21), Tennessee State (March 28)...Tallied two kick returns for 22 yards...Posted a season-long kick return of 20 yards against Austin Peay (March 21)...Named to HERO Sports Preseason All-Conference team...Tabbed one of HERO Sports top returning preseason FCS running backs.

2019: Named to All-OVC second team...Phil Steele Preseason All-OVC second team (running back) and third team (all-purpose)...The CFB Network All-Ohio Valley second team...Played and started in nine games for the Skyhawks at running back...Missed the final three games due to injury...Tallied 109 carries for 784 yards...Notched six rushing touchdowns against Northwestern State (Aug. 29), Southern Illinois (Sept. 14), Murray State (Sept. 28), Eastern Kentucky (Oct. 5) and Tennessee Tech (Oct. 12)...Averaged 7.2 yards per carry...Tallied four 100-yard rushing performances against Northwestern State (Aug. 29), Eastern Kentucky (Oct. 5), Tennessee Tech (Oct. 12) and Eastern Illinois (Oct. 19)...Best game came against Northwestern State (Aug. 29) with 13 carries for 149 yards and two touchdowns...Tallied 11 receptions for 119 yards...Averaged 10.8 yards per reception...Returned five kicks for 108 yards...Averaged 21.6 yards per kick return...Tallied 1,011 all-purpose yards, including six 100-yard performances...Averaged 87.1 yards of total offense per game...Posted 14 plays of 25 yards or more, including three plays of more than 50 yards.

2018: Named to the Phil Steele Postseason All-OVC second team...Preseason All-OVC selection...Tabbed to Phil Steele Preseason All-OVC second team...Played in all 11 games for the Skyhawks at running back and as a return specialist...Tallied 45 carries for 239 yards...Averaged 5.0 yards per carry...Notched a season-high 55 yards against Tennessee Tech (Nov. 10)...Tallied nine receptions for 52 yards...Averaged 5.8 yards per catch...Recorded 10 kickoff returns for 282 yards...Returned a kickoff 75 yards for a touchdown against Austin Peay (Sept. 22)...Tallied 99 all-purpose yards against Middle Tennessee (Sept. 8)...Averaged 50.6 all-purpose yards per game...Compiled two tackles on the season, coming against Eastern Illinois (Oct. 20) and Southeast Missouri (Oct. 27).

2017: Played in all 11 games for the Skyhawks while earning one start at running back and on special teams...Named HERO Sports FCS Freshman All-American...Named to All-OVC second team...Named to OVC All-Newcomer squad...OVC Newcomer of the Week (Oct. 22)...Tallied 22 carries for 137 yards...Averaged 6.2 yards per carry...Ripped a season-long 51-yard carry against No. 2 Jacksonville State (Nov. 11)...Tallied seven receptions for 63 yards...Averaged 9.0 yards per catch...Returned 22 kickoff for 593 yards...Notched one kickoff return touchdown for 95 yards at Eastern Kentucky (Oct. 21)...Ranked sixth nationally in kickoff return touchdowns and 10th in kickoff returns...Averaged 27.0 yards per kickoff...Tallied two punt returns for five yards...Averaged 2.5 yards per punt...Posted five games with over 100 yards of all-purpose yards against Ole Miss (Sept. 9), Eastern Kentucky (Oct. 21), Eastern Illinois (Oct. 28), Southeast Missouri (Nov. 4) and Jacksonville State (Nov. 11)...Tallied one tackle at Southeast Missouri (Nov. 4).

BEFORE UTM: Prepped at Horn Lake High School, playing for head coach Brad Boyette...Guided the Eagles to a 9-3 record in 2016...Played in eight games his senior year, tallying 81 carries for 614 yards and 10 touchdowns...Averaged 7.6 yards per carry...Posted a personal-best performance against Kirby, tallying 12 carries for 238 yards and five touchdowns...As a junior, tallied 175 carries for 1,234 yards and 10 touchdowns...Averaged 102.8 yards per game...Tallied 41 receptions for 617 yards and four touchdowns for his career...Played in the 68th annual Bernard Blackwell All-Star Classic...Named to the Commercial Appeal Pepsi Best of Preps Mississippi-Arkansas team.

PERSONAL: Born on Nov. 28, 1998...Son of Patrick and Phyllis Logan...Has one sibling, Patrice...Majoring in interdisciplinary studies.



JACK LUCAS

LOUISVILLE, KY. • LOUISVILLE MALE

19

POSITION | SAFETY
HEIGHT | 6-0
WEIGHT | 180
CLASS | R-FRESHMAN

2020-21: Played in five games for the Skyhawks primarily on special teams...Compiled two total tackles, including one solo and one assist...Tallied a tackle against Eastern Illinois (March 7) and Tennessee Tech (Apr. 11)...Named to Athletic Director's Honor Roll for spring semester.

2019: Redshirted...Did not see game action...Named to Athletic Director's Honor Roll for the spring semester.

BEFORE UTM: Prepped at Louisville Male High School where he played for head coach Chris Wolfe...Helped lead the team to a 14-1 record and a 6A state championship...Tallied 60 tackles as a senior along with four interceptions for a championship squad...Helped stuff the offense for a safety in the championship game...Named to the Metro Louisville All-Area squad...Tabbed all-district...Played in the Bluegrass All-Star Football game.

PERSONAL: Born on March 3, 2000...Son of Brian and Susan Lucas...Has three siblings, Corey, Abby and Tyler...Majoring in criminal justice.



JOSH LUNDY

HOOVER, ALA. • HOOVER HS

17

POSITION | QUARTERBACK
HEIGHT | 6-3
WEIGHT | 190
CLASS | FRESHMAN

BEFORE UTM: Prepped at Hoover High School where he played for head coach Josh Niblett...Completed 186 pass attempts for 2,776 yards and 28 touchdowns as a senior...Averaged 231.1 yards per game while completely 60.2 percent of his pass attempts...Posted a quarterback rating of 119.4 for the season while throwing for over 300 yards on three occasions...His best game came against Oak Mountain where he completed 18 pass attempts for 340 yards and five touchdowns...Rewarded for his strong season by being named to the All-South Metro Team honorable mention squad.

PERSONAL: Majoring in finance.



AJ MARQUEZ

PORT CHARLOTTE, FLA. • PORT CHARLOTTE HS

65

POSITION | OFFENSIVE LINE
HEIGHT | 6-6
WEIGHT | 285
CLASS | FRESHMAN

BEFORE UTM: Prepped at Port Charlotte High School where he played for head coach Jordan Ingman...Named to Florida High School All-State 6A honorable mention team...Finished ninth at Class 2A Boys' Weightlifting State Championship.

PERSONAL: Majoring in management.



DERRICK MASSEY JR.

SOUTHAVEN, MISS. • SOUTHAVEN HS

87

POSITION | WIDE RECEIVER
HEIGHT | 6-2
WEIGHT | 205
CLASS | FRESHMAN

BEFORE UTM: Prepped at Southaven High School where he played for head coach John Stevenson...Tallied 38 catches for 712 yards and six touchdowns as a junior...Averaged 18.7 yards per reception...Competed at The UC Report Elite Underclassmen Showcase.

PERSONAL: Majoring in graphic design.



CHRIS McABEE

KINGSTON, TENN. • ROANE COUNTY HS

43

POSITION | LONG SNAPPER
HEIGHT | 6-1
WEIGHT | 250
CLASS | R-SOPHOMORE

2020-21: Played in one game for the Skyhawks on special teams...Made his lone appearance against Tennessee Tech (Apr. 11)...Named to OVC Commissioner's Honor Roll...Named to Athletic Director's Honor Roll for both the fall and spring semesters.

2019: Did not see game action...Named to Athletic Director's Honor Roll for both the fall and spring semesters.

2018: Redshirted...Did not see game action.

BEFORE UTM: Prepped at Roane County High School, playing for head coach Bob Johnson...Tallied 10 tackles, including four solos and six assists...Recorded a pair of sacks...Also served as the team's long snapper...Won the Special Teams Award...Named as a honorable mention all-region honoree...Served as team captain.

PERSONAL: Born on Jan. 7, 2000...Son of James and Denicia McAbee...Has one sister, Cheyenne...Majoring in health and human performance.



TAMEL McCALL

RIVERVIEW, FLA. • RIVERVIEW HS

16

POSITION | DEFENSIVE BACK
HEIGHT | 6-0
WEIGHT | 175
CLASS | R-SOPHOMORE

2020-21: Did not see game action...Missed season with injury.

2019: Played in all 12 games for the Skyhawks in the secondary and on special teams...Compiled nine total tackles, including four solos and five assists...Recorded one forced fumble at Southern Illinois (Sept. 14)...Notched an interception against Tennessee Tech (Oct. 12)...Tallied a season-high three tackles against Eastern Illinois (Oct. 19).

2018: Redshirted...Played in three games for the Skyhawks primarily on special teams...Saw action against Missouri (Sept. 1), Middle Tennessee (Sept. 8) and Chattanooga (Sept. 15).

BEFORE UTM: Prepped at Riverview High School, playing for head coach William Mosel...Tallied 18 tackles in seven games as a senior while notching a pair of interceptions, three pass breakups and a forced fumble...Notched 120 combined tackles, including 59 solos and 61 assists for his career...Tallied nine career interceptions along with 22 pass breakups, two fumble recoveries and a pair of blocked field goals...Tallied 16 kickoff returns for 273 yards...Notched 58 carries for 479 yards and five touchdowns as a junior...Ranked as the top defensive back prospect at the Pylon 7-on-7 Southeast Regional, earning all-tournament honors.

PERSONAL: Born on Feb. 25, 2000...Son of Lauren Warren and Saladine Laramore...Has six siblings, Teaira Edwards, Taliyah McCall, Tuniyah McCall, Tamai Warren, Samai Laramore and Chanel Laramore...Majoring in interdisciplinary studies.



JAMICHAEL MCGOY

CHATTANOOGA, TENN. • BOYD-BUCHANAN HS

27

POSITION | DEFENSIVE BACK
HEIGHT | 5-10
WEIGHT | 170
CLASS | FRESHMAN

BEFORE UTM: Prepped at Boyd-Buchanan High School where he played for head coach Jeremy Bosken...In a shortened senior season, he tallied 518 all-purpose yards and seven total touchdowns...Notched five touchdown receptions and one rushing touchdown while returning a punt return 48 yards for a score...Named first team all-state and played in the Blue-Grey All-American Bowl, scoring a 91-yard touchdown on the opening drive of the game.

PERSONAL: Majoring in management.



TRAQUAN McNAIR

DELAND, FLA. • DELAND HS

98

POSITION | DEFENSIVE LINE
HEIGHT | 6-1
WEIGHT | 320
CLASS | R-FRESHMAN

2020-21: Played in all seven games for the Skyhawks on the defensive line...Compiled five total tackles, including three solos and two assists...Notched 1.0 tackle for loss totaling one yard...Tallied a season-high three tackles against Tennessee State (March 28)...Named to Athletic Director's Honor Roll for the fall semester.

2019: Redshirted...Played in one game for the Skyhawks on the defensive line...Saw action against Tennessee State (Nov. 16)...Named to Athletic Director's Honor Roll for the spring semester.

BEFORE UTM: Prepped at DeLand High School where he played for head coach Steve Allen...Helped the team to an 8-3 record before falling in the state playoffs...Tallied 17 total tackles, including 13 assists and four solos...Notched 2.0 tackles for loss and recorded a fumble recovery which was returned for a touchdown...Transferred from Deltona High School.

PERSONAL: June 20, 2000...Son of Trevon and Latari Richardson...Majoring in health and human performance.



MALCOLM MILLER

VICKSBURG, MISS. • JONES COUNTY JC

68

POSITION | OFFENSIVE LINE
HEIGHT | 6-3
WEIGHT | 315
CLASS | GRADUATE

2020-21: Played in four games for the Skyhawks while starting one on the offensive line...Started his lone game against No. 10 Jacksonville State (March 14)...Named to Athletic Director's Honor Roll for the spring semester.

2019: Redshirted...Played in four games for the Skyhawks on the offensive line...Started three games at right tackle against Northwestern State (Aug. 29), Florida (Sept. 7) and Southern Illinois (Sept. 14)...Also saw action against Tennessee Tech (Oct. 12).

BEFORE UTM: Joins the Skyhawks from Jones County Junior College where he played for head coach Steve Buckley...Anchored an offensive line which posted a 10-2 record before ultimately winning the Mississippi Bowl and finished ranked fifth in the final NJCAA poll...Blocked for first-team all-american Kalyn Grandberry who rushed for 1,289 yards and 10 touchdowns...Was named to the second-team All-MACJC South Division squad...Prepped at Warren Central High School where he played for head coach Josh Morgan.

PERSONAL: Born on March 7, 1999...Son of Jim and Nicole Miller...Has one sibling, Keiyonnie...Graduated with a degree in criminal justice from UT Martin and is currently pursuing a Master's degree.



TJ MINNIFEE

NASHVILLE, TENN. • TENNESSEE

41

POSITION | JACK
HEIGHT | 6-3
WEIGHT | 250
CLASS | R-JUNIOR

2020-21: Played in one game for the Skyhawks primarily on special teams...Made his lone appearance against Tennessee State (Apr. 11).

2019: Did not see game action.

2018: Did not see game action.

BEFORE UTM: Joins the Skyhawks from Tennessee, playing for head coach Butch Jones...Did not see game action...Prepped at Wilson Central High School, playing for head coach Brad Dedman...Two-time All-Wilson County selection...Named an All-Region 4 6A honoree...Led the team with 13 tackles for loss and six sacks as a senior...Ranked as a three-star prospect by 247Sports.com

PERSONAL: Born on Sept. 12, 1999...Son of Antonio and Lanitra Minnifee...Majoring in interdisciplinary studies.



WILLIAM MITCHELL

SACO, MAINE • ST. THOMAS MORE

10

POSITION | QUARTERBACK
HEIGHT | 6-3
WEIGHT | 215
CLASS | FRESHMAN

BEFORE UTM: Played his senior season at St. Thomas More Prep...Prepped at Superior Collegiate Academy under head coach BJ Hall...Competed in the NE 6 Selection Showcase and Combine...Named M2 QB Academy MVP...Selected to play in the Elite Football League...Played at Thornton Academy until his sophomore season...Played in 7-on-7 Adidas tournament.

PERSONAL: Majoring in finance.



LAMAR MORGAN

DETROIT, MICH. • EAST CENTRAL CC

77

POSITION | OFFENSIVE LINE
HEIGHT | 6-5
WEIGHT | 305
CLASS | SOPHOMORE

BEFORE UTM: Morgan joins the Skyhawks from East Central Community College where he spent one season under head coach Ken Karcher, playing five games on the offensive line...Prior to his time at East Central CC, he spent one season as a tight end at Mississippi Gulf Coast Community College where he played in nine games, tallying one reception for 14 yards and one touchdown against Southwest Mississippi CC...He prepped at Newton County High School where he played for head coach Bobby Bass...That season he tallied 15 receptions for 253 yards and two touchdowns, averaging 16.9 yards per catch...He also tallied 27 total tackles, seven tackles for loss and two force fumbles.

PERSONAL: Majoring in management.



AJ MOSS

TAMPA, FLA. • BLOOMINGDALE HS

6

POSITION | SAFETY
HEIGHT | 6-2
WEIGHT | 170
CLASS | FRESHMAN

2020-21: Played in six games for the Skyhawks at safety and on special teams...Compiled three total tackles, including two solos and one assist...Tallied a season-high two tackles against Jacksonville State (March 14)...Blocked a kick against Tennessee State (March 28).

BEFORE UTM: Joins the Skyhawks from Bloomingdale High School where he played for head coach Jake Coulson...Tallied 41 career tackles...Notched 22 tackles as a senior along with four interceptions.

PERSONAL: Born on December 27, 2001...Son of Vanety Green...Has four siblings, Mack, Tirra, Landen and Andrew...Majoring in management.



MATTHEW NEEDHAM

GERMANTOWN, TENN. • HOUSTON HS

67

POSITION | OFFENSIVE LINE
HEIGHT | 6-6
WEIGHT | 315
CLASS | R-FRESHMAN

2020-21: Played in six games for the Skyhawks on the offensive line...Made collegiate debut against Murray State (Feb. 28).

2019: Redshirted...Did not see game action.

BEFORE UTM: Prepped at Houston High School where he played for head coach James Thomas...Helped lead his team to a 10-2 mark as a senior and an appearance in the state semifinals...Played in the Blue Grey All-American game at AT&T Stadium...Played in the Toyota East vs. West Tennessee All-Star Game...Named to the Region 7-6A all-region team...Ranked as a three-star offensive lineman.

PERSONAL: Born on July 4, 2001...Son of Mark Needham and Lucy Ann Archibald...Has two siblings, Luke and Kyle...Majoring in interdisciplinary studies.



DJ NELSON

YORK, ALA. • SELMA HS

81

POSITION | TIGHT END
HEIGHT | 6-4
WEIGHT | 215
CLASS | FRESHMAN

BEFORE UTM: Prepped at Selma High School where he played for head coach Willie Gandy, helping the team to a regional championship...Tallied 3,775 yards of total offense and 40 touchdowns over his final two prep seasons...Notched 48 receptions for 1,632 yards and 14 touchdowns...Split time at quarterback, throwing for 1,583 yards and 18 touchdowns...Posted 561 rushing yards and eight touchdowns.

PERSONAL: Majoring in engineering.



DESMOND NOKES

SMITHVILLE, TENN. • DEKALB COUNTY HS

89

POSITION | TIGHT END
HEIGHT | 6-4
WEIGHT | 215
CLASS | FRESHMAN

BEFORE UTM: Prepped at DeKalb County High School where he played for head coach Steve Trapp...Tallied 50 receptions for 801 yards and 10 touchdowns as a senior...Averaged 16.0 yards per reception...Posted two rushing touchdowns...Tallied 22 total tackles, 2.0 tackles for loss and three interceptions...Named to 615 Preps Medium Class All-Area first team offense...Earned TSWA All-State Class 4A honors...Two-time All-Region Most Outstanding Returner...Tabbed 2019 Team Defensive Player of the Year...Named 2019 All-Region Offensive MVP...Caught a game-winning touchdown against Macon County to give the Tigers their first regional football championship in program history.

PERSONAL: Majoring in music.



MARQWELL ODOM

MURFREESBORO, TENN. • INDEPENDENCE CC

13

POSITION | WIDE RECEIVER

HEIGHT | 5-8

WEIGHT | 165

CLASS | SENIOR

2020-21: Played in all seven games for the Skyhawks while starting in four at wide receiver...Tallied 19 receptions for 155 yards...Averaged 8.2 yards per reception...Caught a season-high six passes against Austin Peay (March 21)...Posted a season-high 43 receiving yards against Tennessee State (March 28)...Had a season-long 28-yard reception against Tennessee State (March 28)...Tallied one carry for five yards against Murray State (Feb. 28)...Returned two punts for two yards...Averaged 23.1 all-purpose yards per game.

2019: Played in all 12 games for the Skyhawks at wide receiver and on special teams...Tallied four receptions for 92 yards and one touchdown...Averaged 23.0 yards per catch...Recorded a 66-yard touchdown reception against Tennessee Tech (Oct. 12)...Tallied three carries for 23 yards...Averaged 7.7 yards per carry...Notched four kick returns for 34 yards...Averaged 8.5 yards per kick return...Compiled five total tackles, including three solos and two assists.

BEFORE UTM: Joins the Skyhawks from Independence Community College where he played for head coach Jason Brown...Appeared on the Netflix series Last Chance U season four...Notched 35 receptions for 315 yards as a sophomore...Averaged 9.0 yards per catch...Notched career-high 81 yards against Ellsworth Community College...Tallied 14 receptions for 179 yards as a freshman...Averaged 12.8 yards per catch...Tallied 62 receiving yards at Northeastern Oklahoma A&M College...Prepped at Riverdale High School where he played for head coach Will Kriesky...Tallied 26 receptions for 462 yards and five touchdowns as a prep senior.

PERSONAL: Born on Dec. 7, 1997...Son of Marqwlitia Odom...Has three siblings, Marcelous, Mariko and Marquis...Majoring in interdisciplinary studies.



KOBE OKEKE

SMYRNA, TENN. • BIRMINGHAM SPORTS ACADEMY

44

POSITION | LINEBACKER

HEIGHT | 6-1

WEIGHT | 220

CLASS | FRESHMAN

2020-21: Did not see game action...Named to Athletic Director's Honor Roll for the spring semester.

BEFORE UTM: Spent one season at Birmingham Sports Academy where he played for head coach Richard Richardson...Prepped at Smyrna High School where he played for head coach Matt Williams...Tallied 56 career tackles...Posted 45 tackles his seniors season...Forced and recovered one fumble.

PERSONAL: Born on Aug. 2, 2001...Son of Innocent and Kimberly Okeke...Has two siblings, Ikenna and Nick...Majoring in health and human performance.



GAVIN OLSON

MEMPHIS, TENN. • MEMPHIS HARDING ACADEMY

79

POSITION | OFFENSIVE LINE

HEIGHT | 6-4

WEIGHT | 290

CLASS | SOPHOMORE

2021: Tabbed to Phil Steele Preseason All-Conference squad.

2020-21: Played and started in the first six games for the Skyhawks at right tackle...Graded out at 80 percent or better in every game.

2019: Played in 10 games for the Skyhawks while starting the final nine contests on the offensive line...Blocked for the second-ranked scoring offense

in the OVC and all-conference performers John Bachus III and Peyton Logan...Named to OVC Commissioner's Honor Roll...Named to Athletic Director's Honor Roll for both the fall and spring semesters.

BEFORE UTM: Prepped at Memphis Harding Academy, playing for head coach Will Rikard...Named one of 11 National Football Foundation College Hall of Fame Scholar-Athletes...Tallied 48 combined tackles, including 35 solos and 13 assists...Notched 9.5 tackles for loss and 4.5 sacks...Played in AutoZone Liberty Bowl High School All-Star Game.

PERSONAL: Born on Jan. 9, 2001...Son of Richard and Cindy Olson...Has two siblings, Dane and Riley...Majoring in engineering.



ERIN PARKER

MEMPHIS, TENN. • MEMPHIS CENTRAL HS

49

POSITION | TIGHT END

HEIGHT | 6-3

WEIGHT | 243

CLASS | FRESHMAN

2020-21: Did not see game action.

BEFORE UTM: Prepped at Memphis Central High School where he played for head coach Lynord Crutchfield...Named to Region 8 5A All-Region first team offense...Was an all-region selection three times in football and basketball.

PERSONAL: Born on March 5, 2002...Son of Ernest Parker and Delishia Coleman...Has one sibling, Amber...Majoring in criminal justice.



ELI PATRICK

COVINGTON, TENN. • COVINGTON HS

61

POSITION | OFFENSIVE LINE

HEIGHT | 6-0

WEIGHT | 225

CLASS | FRESHMAN

2020-21: Did not see game action...Named to Athletic Director's Honor Roll for the fall semester.

BEFORE UTM: Prepped at Covington High School where he played for head coach J.R. Kirby...Was a three-year starter at offensive tackle...Played in the Blue-Grey All-American Bowl at AT&T Stadium...Named to Tennessee Sports Writers Association Class 3A All-State offense...Named Region 7 3A Offensive Lineman of the Year.

PERSONAL: Majoring in agriculture.



KOBE PERKINS

MEMPHIS, TENN. • MEMPHIS CENTRAL HS

78

POSITION | OFFENSIVE LINE

HEIGHT | 6-3

WEIGHT | 340

CLASS | FRESHMAN

BEFORE UTM: Prepped at Memphis Central High School where he played for head coach Major Wright...Named to TFCA Football All-State 6A team...Earned All-Region honors as a senior.

PERSONAL: Majoring in management.

AUSTIN PICKETT

LAKE MINNEOLA, FLA. • LAKE MINNEOLA HS



47

POSITION | NOSE TACKLE

HEIGHT | 6-1

WEIGHT | 270

CLASS | GRADUATE

2021: Tabbled to Phil Steele Preseason All-Conference squad.

2020-21: Played and started in three games for the Skyhawks on the defensive line...Compiled 12 total tackles, including four solos and eight assists...Notched 1.5 tackles for loss totaling three yards...Tallied a season-high six tackles against Murray State (Feb. 28)...Named Preseason All-OVC...Named to Phil Steele Preseason All-Ohio Valley second team...Named to Athletic Director's Honor Roll for the spring semester.

2019: Named to All-OVC first team...Preseason All-OVC...Phil Steele Preseason All-OVC second team...CFB Network All-Ohio Valley second team...Played and started in all 12 games for the Skyhawks on the defensive line...Compiled 38 total tackles, including 16 solos and 22 assists...Notched 7.0 tackles for loss totaling 34 yards...Recorded 4.5 sacks...Forced a fumble against Eastern Kentucky (Oct. 5)...Tallied seven quarterback hurries, including a season-high three against Tennessee State (Nov. 16)...Posted a career-high with eight tackles at Tennessee Tech (Oct. 12)...Tallied a pair of games with two tackles for loss against Northwestern State (Aug. 29) and Eastern Kentucky (Oct. 5)...Recorded sacks against Northwestern State (Aug. 29), Florida (Sept. 7), Eastern Kentucky (Oct. 5), Jacksonville State (Nov. 2) and Austin Peay (Nov. 9).

2018: Played and started in all 11 games for the Skyhawks on the defensive end...Compiled 36 total tackles, nine solos and 27 assists...Notched 5.5 tackles for loss totaling 33 yards...Tallied 2.0 sacks, coming against Middle Tennessee (Sept. 8), Murray State (Sept. 29) and Southeast Missouri (Oct. 27)...Recorded two quarterback hurries against Chattanooga (Sept. 15) and Eastern Illinois (Oct. 20)...Posted a season-high eight tackles against Eastern Kentucky (Oct. 13).

2017: Granted redshirt waiver...Played in one game for the Skyhawks on the defensive line...Saw action against Clarion (Aug. 31).

2016: Saw action in two games for the Skyhawks on the defensive line...Played against Austin Peay (Oct. 8) and Eastern Kentucky (Oct. 29).

BEFORE UTM: Prepped at Lake Minneola High School, where he played under head coaches Corey Brinson and Walter Banks...Helped lead the Hawks to a 6-4 record in 2015...Was labeled as a "Player to Watch" in the Central Florida Super 60 college football recruit list published by the Orlando Sentinel...Earned Daily Commercial all-area honorable mention accolades following his senior campaign...Tallied 29 tackles and eight tackles-for-loss as a junior

PERSONAL: Born on Dec. 8, 1997...Son of Samuel Pickett and Matina Cole...Has two siblings, Chris and Jonathan Pickett...Graduated with a degree in business management from UT Martin and is currently pursuing a Master's degree.

BROCK POWERS

CORNERSVILLE, TENN. • CORNERSVILLE HS



40

POSITION | LONG SNAPPER

HEIGHT | 6-2

WEIGHT | 230

CLASS | JUNIOR

2021: Tabbled to Phil Steele Preseason All-Conference squad.

2020-21: Played in all seven games for the Skyhawks as the team's primary long snapper...Snapped for All-OVC specialist Tyler Larco...Named to Athletic Director's Honor Roll for the fall semester.

2019: Played in all 12 games for the Skyhawks as the team's long snapper on special teams...Tallied one tackle against Murray State (Sept. 28)...Named to Athletic Director's Honor Roll for the spring semester.

2018: Played in all 11 games for the Skyhawks as the team's primary long snapper...Specialist made 13-of-15 field goal attempts and 35-of-38 point after attempts...Punters tallied 2,167 yards on 58 punts...Averaged 37.4 yards per punt.

BEFORE UTM: Prepped at Cornersville High School, playing for head coach Gerard Randolph...Tallied 101 career tackles, including 70 solos and 31 assists...Recorded 15 career sacks...Compiled 71 tackles, including 48 solos and 23 assists as a senior...Notched 24.0 tackles for loss, including 13 sacks...Tallied one interception and a safety...2017 All-Region Defensive Player of the Year...All-State honoree...Notched 29 tackles as a junior...2016 All-Region performer...Ranked first for sacks in middle Tennessee...Ranked as a four-star long snapper by Special Teams U.

PERSONAL: Born on Feb. 18, 2000...Son of Will and Amber Powers...Has two siblings, Barrett and Katelyn...Majoring in agricultural business.

ANTHONY PROSPERE

DEERFIELD BEACH, FLA. • DEERFIELD BEACH HS



20

POSITION | DEFENSIVE BACK

HEIGHT | 6-0

WEIGHT | 195

CLASS | FRESHMAN

2020-21: Played in three games for the Skyhawks primarily on special teams...Saw action against Tennessee State (March 28), Southeast Missouri (Apr. 3) and Tennessee Tech (Apr. 11)...Named to Athletic Director's Honor Roll for the fall semester.

BEFORE UTM: Joins the Skyhawks as a mid-semester enrollee from Deerfield Beach High School where he played for head coach Jevon Glenn...Tallied 16 tackles and four pass breakups...Named a second-team all-sleeper defensive back...Ranked as a three-star prospect by ESPN...Ranked as a two-star defensive back by Rivals.

PERSONAL: Born on January 31, 2001...Son of Nancy Williams...Has four siblings, Quincy, Brandon, Abigail and Justin...Majoring in health and human performance.

CAMPBELL PUCKETT

TIPTONVILLE, TENN. • LAKE COUNTY HS



56

POSITION | OFFENSIVE LINE

HEIGHT | 6-2

WEIGHT | 280

CLASS | FRESHMAN

2020-21: Did not see game action...Named to Athletic Director's Honor Roll for both the fall and spring semesters.

BEFORE UTM: Joins the Skyhawks from Lake County High School where he played for head coach Josh Puckett...Helped the Falcons to a 15-0 record and a TSSAA Class A state championship...Named Region 7A Lineman of the Year...Garnered two TnFCA Class 1A all-state honors...Named Lake County Offensive MVP.

PERSONAL: Born on August 29, 2001...Son of Josh and Erin Puckett...Has one sibling, Cayden...Majoring in chemistry.

TYLER PUGH

LOGANVILLE, GA. • GRAYSON HS



26

POSITION | SAFETY

HEIGHT | 5-10

WEIGHT | 170

CLASS | FRESHMAN

BEFORE UTM: prepped at Grayson High School where he plays for head coach Adam Carter...The Rams finished the season ranked second nationally with a perfect 14-0 record and as 7A state champions...tallied 49 tackles as a senior - including two for loss while notching three interceptions and four pass breakups...As a junior he recorded 41 total tackles, one sack, one interception and a forced fumble.

PERSONAL: Majoring in finance.



CADE RICHARDS

CLEARWATER, FLA. • CLEARWATER CENTRAL CATHOLIC

70

POSITION | OFFENSIVE LINE

HEIGHT | 6-5

WEIGHT | 265

CLASS | FRESHMAN

2020-21: Played in three games for the Skyhawks on the offensive line...Made collegiate debut against No. 10 Jacksonville State (March 14)...Named to OVC Commissioner's Honor Roll...Named to Athletic Director's Honor Roll for both the fall and spring semesters.

BEFORE UTM: Joins the Skyhawks from Clearwater Central Catholic High School where he played for head coach Chris Harvey...Helped his team to a 10-4 record as a senior...Blocked for an offense which set a single-season rushing record 2,968 yards while tallying 53 total touchdowns...Averaged 212.0 rushing yards per game...Named All-Pinellas County...Ranked as a three-star prospect.

PERSONAL: Born on November 13, 2001...Son of Joe and Stephanie Richards...Has one sibling, Riley...Majoring in criminal justice.



ZOE ROBERTS

PERRY, FLA. • TAYLOR COUNTY HS

80

POSITION | WIDE RECEIVER

HEIGHT | 5-11

WEIGHT | 185

CLASS | FRESHMAN

2020-21: Played in two games for the Skyhawks at wide receiver...Made collegiate debut against Southeast Missouri (Apr. 3)...Tallied three receptions for two yards...Averaged 0.7 yards per catch...Tallied a season-high three receptions for two yards against Tennessee Tech (Apr. 11)...Named to Athletic Director's Honor Roll for the fall semester.

BEFORE UTM: Joins the Skyhawks from Taylor County High School where he played for head coach Danny Glover...Tallied 126 career receptions for 2,285 yards and 18 touchdowns...As a senior, notched 61 receptions for 1,220 yards while scoring eight receiving touchdowns...Averaged 110.9 yards per game...Averaged 20.0 yards per reception...Garnered 13 carries for 163 yards and two touchdowns...Tallied 61 career tackles along with two interceptions and 16 pass breakups...Ranked as a three-star prospect by 247Sports.

PERSONAL: Born on May 19, 2001...Son of Yovonkia Herring...Has two siblings, Chelsea and Remesia...Majoring in health and human performance.



JAY ROGERS

MEMPHIS, TENN. • NORTHERN COLORADO

95

POSITION | DEFENSIVE END

HEIGHT | 6-3

WEIGHT | 290

CLASS | R-SOPHOMORE

BEFORE UTM: Joins the Skyhawks from Fort Scott Community College where he spent one season...He did not see game action with the Greyhounds...Previously spent two seasons at Northern Colorado where he saw action in one game...Made collegiate debut against North Dakota, tallying one tackle for a one-yard loss...Redshirted the 2018 season...Prepped at Hillcrest High School...Named Defensive MVP...Tabbed Region 8 1A first-team defensive tackle.

PERSONAL: Born on Sept. 6, 2000...Son of Marquita Rogers...Has two siblings, Korri and Tzigi...Majoring in management.



ZION RUCKER

SMYRNA, TENN. • SMYRNA HS

96

POSITION | NOSE TACKLE

HEIGHT | 6-4

WEIGHT | 300

CLASS | FRESHMAN

BEFORE UTM: Prepped at Smyrna High School where he played for head coach Matt Williams...Tallied 36 total tackles for his career, notching 23 solo stops while posting 12 assists, splitting time between the offensive and defensive line as a senior...Ranked as a three-star prospect by 247Sports.

PERSONAL: Majoring in management.



JAROD RUSSELL

MURFREESBORO, TENN. • RIVERDALE HS

64

POSITION | OFFENSIVE LINE

HEIGHT | 6-4

WEIGHT | 315

CLASS | FRESHMAN

BEFORE UTM: Prepped at Riverdale High School where he played for head coach Will Kriesky...Guided Riverdale to a 10-3 record and a 6A state quarterfinals appearance...Started at guard, center and tackle as a senior...Rated as the 31st offensive lineman in the state by TN Gridiron Scouting...Signed with Tennessee State out of high school.

PERSONAL: Majoring in health and human performance.



SHAWN SHAMBURGER

MOBILE, ALA. • TENNESSEE

10

POSITION | DEFENSIVE BACK

HEIGHT | 5-11

WEIGHT | 190

CLASS | SENIOR

BEFORE UTM: Joins the Skyhawks from Tennessee where he played four seasons...Played in 38 games while starting 16...Tallied 86 combined total tackles and 5.5 tackles for loss in his career...Posted five career pass breakups and an interception...Played in three games and made one start before opting out of the season in November in 2020...Best season came in 2019 when he played in 13 games and tallied 47 total tackles, 4.5 tackles for loss, three sacks, three pass breakups and an interception...Had a tackle for loss and an interception to close the season in the 2020 TaxSlayer Gator Bowl against Indiana...Tallied a career-best two pass breakups against South Carolina...Led the Vols and set a career-high with 12 tackles and a sack at No. 1 Alabama in his first career start...Prepped at Colquitt County High School...Received 2016 Georgia Sports Writers Association Class 7A all-state honors...Named 2016 All-Region 1-7A Utility Player of the Year...Tallied 51 total tackles with three tackles for loss, five interceptions, seven pass breakups, two forced fumbles and a fumble recovery as a senior.

PERSONAL: Born on July 17, 1997...Son of Prentice and Victoria Stanton...Majoring in sociology.

MICHAEL SHANAHAN

ORLANDO, FLA. • FIRST ACADEMY HS

66

POSITION | OFFENSIVE LINE

HEIGHT | 6-5

WEIGHT | 310

CLASS | R-SOPHOMORE

2020-21: Played and started all seven games for the Skyhawks at left tackle.**2019:** Did not see game action.**2018:** Redshirted...Did not see game action.**BEFORE UTM:** Prepped at The First Academy High School, playing for head coach Leroy Kinard...Helped his team to back-to-back undefeated regular seasons...Tallied 13 career receptions for 158 yards and two touchdowns...Averaged 12.2 yards per reception...Played on both the offensive and defensive line as a senior...Named to the Sentinel Varsity All-Area Offense first team...Played in the Polynesian All-American Bowl...Played in the 2017 Central Florida All-Star Game...Selected to the NoKaOi Senior Bowl.**PERSONAL:** Born on July 8, 1999...Son of Tim and Mele Shanahan...Has five siblings, Leka, Meagan, Colleen, Timothy, Jr. and Caitlin...Majoring in interdisciplinary studies.**JAMES SHEPARD**

WEST MEMPHIS, ARK. • WEST MEMPHIS HS

86

POSITION | WIDE RECEIVER

HEIGHT | 6-2

WEIGHT | 210

CLASS | FRESHMAN

2020-21: Did not see game action...Named to Athletic Director's Honor Roll for the fall semester.**BEFORE UTM:** Prepped at West Memphis High School where he played for head coach Billy Elmore...Helped his team to the Arkansas 6A state semifinals.**PERSONAL:** Born on Oct. 26, 2001...Son of James and Andrea Shephard...Has three siblings, Jaylen, Jarrell and Jayla...Majoring in health and human performance.**TEVIN SHIPP**

SMYRNA, TENN. • SMYRNA HS

35

POSITION | LINEBACKER

HEIGHT | 6-2

WEIGHT | 230

CLASS | R-FRESHMAN

2020-21: Played in six games for the Skyhawks at linebacker...Compiled 13 total tackles, including five solos and eight assists...Notched 1.0 tackle for loss totaling two yards...Recorded a quarterback hurry against Eastern Illinois (March 7)...Tallied a pass breakup against Tennessee State (March 28)...Posted a season-high six tackles against No. 10 Jacksonville State (March 14)...Named to Athletic Director's Honor Roll for the spring semester.**2019:** Redshirted...Played in one game against Eastern Illinois (Oct. 19)...Named to Athletic Director's Honor Roll for the fall semester.**BEFORE UTM:** Prepped at Smyrna High School, playing for Matt Williams...Compiled 110 tackles and three interceptions in his career...Tallied 54 tackles, two force fumbles, two fumble recoveries and an interception as a junior...2017 Region 5-6A Defensive MVP...Earned Daily News Journal Travis Weber Courage Award...Tabbed Rutherford County Defensive Player of the Week...Named first-team linebacker on the 2017 all-area team...Ranked as a two-star prospect by 247Sports.**PERSONAL:** Born on Aug. 29, 2001...Son of Bryan Shipp and Angela Wright...Has one sibling, Jonathan Jr...Majoring in health and human performance.**DEVEN SIMS**

SMYRNA, TENN. • SMYRNA HS

30

POSITION | SAFETY

HEIGHT | 6-2

WEIGHT | 200

CLASS | R-JUNIOR

2021: Named Preseason All-OVC...Tabbed to Phil Steele Preseason All-Conference squad.**2020-21:** Named to All-OVC first team...Played and started in all seven games for the Skyhawks at safety...Compiled 60 total tackles, including 29 solos and 31 assists...Notched 5.0 tackles for loss totaling 14 yards...Recorded one sack for a five yard loss against No. 10 Jacksonville State (March 14)...Posted four pass breakups, including a season-high three against Eastern Illinois (March 7)...Ranked amongst OVC leaders in forced fumbles (one, second), assisted tackles (31, third), total tackles (60, fourth), solo tackles (29, fourth) and tackles per game (8.6, fifth)...Forced one fumble against Tennessee State (March 28)...Tallied two quarterback hurries against Eastern Illinois (March 7) and Austin Peay (March 21)...Eclipsed double-figure tackles in two contests against No. 10 Jacksonville State (March 14) and Tennessee State (March 28)...Posted a new career-high with 12 tackles – including 1.5 tackles for loss – against No. 10 Jacksonville State (March 14).**2019:** Played in all 12 games for the Skyhawks while starting the final five games at safety...Compiled 41 total tackles, including 18 solos and 23 assists...Notched 1.0 tackle for loss of two yards...Forced a fumble against Southeast Missouri (Oct. 26) in his first career start...Tallied seven pass breakups, including a season-high three against Southeast Missouri (Oct. 26)...Posted a season-high nine tackle against Kentucky (Nov. 23)...Named to Athletic Director's Honor Roll for the spring semester.**2018:** Played in six games for the Skyhawks primarily on special teams...Saw action against Eastern Kentucky (Oct. 13), Eastern Illinois (Oct. 20), Southeast Missouri (Oct. 27), Jacksonville State (Nov. 3), Tennessee Tech (Nov. 10) and Tennessee State (Nov. 17).**2017:** Redshirted.**BEFORE UTM:** Prepped at Smyrna High School, playing for head coach Matt Williams...Guided the Bulldogs to a 6-5 record with a playoff berth in 2016...Played primarily in the secondary while also seeing time at running back in his career...Tallied 89 total tackles as a senior – including 61 solo stops...Averaged 8.1 tackles per game...Tallied three interceptions, three pass breakups and blocked a pair of punts...Finished his career with 129 total tackles, one sack and five interceptions...Posted 28 career carries for 145 yards and a touchdown...Named to the All-Region 2-6A football team...Played in the 2016 Toyota East vs. West All-Star Game.**PERSONAL:** Born on Nov. 30, 1998...Son of Jennifer Sims...Has one sibling, Brittany...Majoring in interdisciplinary studies.**ELIJAH SMOOT**

BEGGS, OKLA. • NORTHEASTERN OKLAHOMA A&M

84

POSITION | WIDE RECEIVER

HEIGHT | 6-1

WEIGHT | 180

CLASS | SOPHOMORE

BEFORE UTM: Joins the Skyhawks from Northeastern Oklahoma A&M where he spent two seasons...Tallied 27 receptions for 358 yards and one touchdown in 2020...Averaged 13.3 yards per reception...Posted a pair of 100-yard receiving performances against Tyler Junior College (126) and Cisco College (112)...Scored his lone touchdown against Kilgore College...Named to JCGridiron.com All-America second team...Garnered all-conference second team honors...Tabbed to NJCAA Wide Receiver Watch List...Played nine games as a freshman, tallying 18 receptions for 215 yards...Averaged 11.9 yards per reception...Prepped at Avalon High School as a senior and Beggs High School through junior campaign.**PERSONAL:** Majoring in interdisciplinary studies.



D'CARRIOUS STEPHENS

UNION CITY, TENN. • UNION CITY HS

31

POSITION | LINEBACKER

HEIGHT | 6-0

WEIGHT | 225

CLASS | GRADUATE

2020-21: Played and started in all seven games for the Skyhawks at linebacker...Compiled 29 total tackles, including 15 solos and 14 assists...Notched 6.0 tackles for loss totaling 10 yards...Had five or more tackles in three contests...Posted a season-high seven tackles against Tennessee State (March 28) and Southeast Missouri (Apr. 3)...Notched a season-high 2.5 tackles for loss against Tennessee State (March 28)...Recovered a fumble against Tennessee Tech (Apr. 11)...Tallied a quarterback hurry against Eastern Illinois (March 7)...Notched a pass breakup against Murray State (Feb. 28).

2019: Played in nine games for the Skyhawks while starting eight contests at linebacker...Compiled 24 total tackles, including 11 solos and 13 assists...Notched 3.0 tackles for loss totaling 12 yards...Recorded on sack against Eastern Kentucky (Oct. 5)...Forced a fumble against Tennessee Tech (Oct. 12)...Tallied three interceptions against Southern Illinois (Sept. 14), Eastern Illinois (Oct. 19) and Southeast Missouri (Oct. 26)...Returned an interception 26 yards for a touchdown against Eastern Illinois (Oct. 19)...Recorded three quarterback hurries against Murray State (Sept. 28), Eastern Kentucky (Oct. 5) and Eastern Illinois (Oct. 19)...Tallied three pass breakups, including a season-high two against Eastern Illinois (Oct. 19).

2018: Played in six games for the Skyhawks primarily on special teams...Saw action against Missouri (Sept. 1), Middle Tennessee (Sept. 8), Eastern Kentucky (Oct. 13), Southeast Missouri (Oct. 27), Jacksonville State (Nov. 3) and Tennessee State (Nov. 17).

2017: Played in one game for the Skyhawks on special teams...Saw action against No. 20 Tennessee State (Sept. 23).

2016: Redshirted.

BEFORE UTM: Was a reliable option for head coach Darren Bowling at the highly successful Union City High School program...Helped lead the Golden Tornadoes to an 11-1 mark in 2015, extending the program's winning streak to 38 games before a second-round playoff loss...Earned Class 1A all-state honors by the Tennessee Sports Writers Association as a defensive back, picking off two passes after tallying seven interceptions in 2014...Gained 973 rushing yards on just 50 carries, scoring 17 touchdowns on the ground while adding a pair of receiving scores...Was part of back-to-back state championship squads in 2013-14

PERSONAL: Born on Aug. 22, 1998...Son of Shyretta Stephens...Has three siblings, Nisha, Shyon and Jakyron...Graduated with a degree in sports management from UT Martin and is currently pursuing a Master's degree.



TYSON STRICKLAND

CORDOVA, TENN. • TENNESSEE VALLEY PREP

91

POSITION | DEFENSIVE TACKLE

HEIGHT | 6-2

WEIGHT | 270

CLASS | FRESHMAN

2020-21: Did not see game action.

BEFORE UTM: Spent one season at Tennessee Valley Prep Sports Academy where he played for head coach Keith Tincknell...Prepped at First Assembly Christian High School where he played for head coach Joey Lowe...Tallied 52 total tackles, including 33 solos as a senior...Notched 6.0 tackles for loss, including 3.0 sacks...Forced one fumble and recovered another...Tallied 20 pancakes.

PERSONAL: Born on Sept. 19, 2001...Son of Tara Upshaw...Has three siblings, Ivan, Ivy and India...Majoring in agriculture.



DEVONTE TANKSLEY

GAINESVILLE, FLA. • CATAWBA CC

4

POSITION | WIDE RECEIVER

HEIGHT | 5-10

WEIGHT | 160

CLASS | SOPHOMORE

BEFORE UTM: Joins the Skyhawks from Catawba College where he played two seasons...Played in 12 games for the Indians...Appeared in one game in 2020-21, tallying four receptions for 56 yards...Averaged 14.0 yards per reception...Notched 11 receptions for 432 yards and four touchdowns as a freshman in 2018...Averaged 18.8 yards per reception...Tallied 11 carries for 91 yards...Averaged 8.3 yards per carry...Prepped at Eastside High School where he tallied 27 receptions for 553 yards and six touchdowns as a senior...Averaged 92.2 yards per game.

PERSONAL: Majoring in interdisciplinary studies.



TIM TAYLOR

MEMPHIS, TENN. • MEMPHIS

8

POSITION | RUNNING BACK

HEIGHT | 5-10

WEIGHT | 215

CLASS | GRADUATE

BEFORE UTM: Joins the Skyhawks from Memphis where he spent four seasons...Appeared in 17 games for the Tigers while tallying 29 carries for 158 yards and a touchdown...Played in seven games in 2020, tallying four carries for 66 yards and a touchdown...Averaged 16.5 yards per carry...Scored his first career touchdown against Stephen F. Austin...Won 2020 Montgomery Bowl...Member of 2019 squad which finished 12-2, won the American Athletic Conference Championship and earned a berth to the 84th Goodyear Cotton Bowl Classic...Tallied 14 carries for 62 yards as a freshman...Redshirted the 2017 season...Prepped at East High School where he played for head coach Marcus Wimberly...Led the Mustangs to a TSSAA Class 4A state championship as a senior...Rushed for 119 yards on 21 carries and two touchdowns in the championship game...Semifinalist for the 2016 Tennessee Titans Mr. Football Award for the TSSAA Division I Class 4A Back...Garnered multiple all-state honors...Tabbed to All-Region 8 4A first team...Named Commercial Appeal Metro Offensive Player of the Year semifinalist...Played in the AutoZone Liberty Bowl High School All-Star game...Ranked as the No. 37 all-purpose back nationally by 247Sports.

PERSONAL: Graduated with a degree in business management from Memphis and is currently pursuing a Master's degree at UT Martin.



JOSIAH TINGLEY

CORDOVA, TENN. • EVANGELICAL CHRISTIAN HS

62

POSITION | OFFENSIVE LINE

HEIGHT | 6-2

WEIGHT | 290

CLASS | FRESHMAN

2020-21: Did not see game action...Named to Athletic Director's Honor Roll for the fall semester.

BEFORE UTM: Prepped at Evangelical Christian High School where he played for head coach Trey Adams...Helped the Eagles to a 14-1 record and a state championship...Named to Division II-AA Tennessee High School Football Coaches Association All-State offense...Named to Commercial Appeal All-Metro third-team offense...Played in the 2019 AutoZone Liberty Bowl High School All-Star game.

PERSONAL: Born on April 21, 2002...Son of Marc and Christy Tingley...Has two siblings, Jennifer and Jessica...Majoring in engineering.



AIRIUS TRICE

MEMPHIS, TENN. • BETHEL

82

POSITION | WIDE RECEIVER

HEIGHT | 6-1

WEIGHT | 160

CLASS | FRESHMAN

BEFORE UTM: Joins the Skyhawks from Bethel where he spent two seasons...Saw action in three games in 2020-21...Tallied four receptions for 44 yards...Averaged 14.7 yards per reception...Prepped at Shelbyville Central High School...Named a two-time TSWA Class 5A All-State honoree...Set a school-record with 111 receptions as a senior...Set a program single-game record with 17 receptions while tallying 200 yards and a touchdown against Gallatin in 2018...Named 2018 All-Region 5-5A Offensive MVP...Played in Tennessee Athletic Coaches Association All-Star game.

PERSONAL: Majoring in interdisciplinary studies.



ZAK WALLACE

BENTON, ARK. • BENTON HS

21

POSITION | RUNNING BACK

HEIGHT | 6-0

WEIGHT | 220

CLASS | R-FRESHMAN

2020-21: Played in all seven games for the Skyhawks and one start at running back...Earned first career start against Austin Peay (March 21)...Tallied 39 carries for 113 yards and one touchdown...Averaged 2.9 yards per carry...Posted season-highs with 10 carries for 48 yards and a touchdown against Tennessee Tech (Apr. 11)...Ran for a season-long 16-yard carry against Tennessee State (March 28)...Had three games with at least five carries...Tallied three catches for 39 yards...Caught a 30-yard pass against Tennessee State (March 28)...Averaged 13.0 yards per catch...Averaged 21.7 all-purpose yard per game.

2019: Redshirted...Played in four games for the Skyhawks at running back...Saw action against Jacksonville State (Nov. 2), Austin Peay (Nov. 9), Tennessee State (Nov. 16) and Kentucky (Nov. 23)...Tallied 10 carries for 28 yards...Averaged 2.8 yards per carry...Tallied two receptions for 36 yards...Averaged 18.0 yards per catch...Named to Athletic Director's Honor Roll for the fall semester.

BEFORE UTM: Prepped at Benton High School, playing for head coach Brad Harris...Posted 1,438 yards and 21 touchdowns as a senior...Averaged 10.5 yards per carry...Tallied 171 carries for 1,260 yards and 17 touchdowns as a junior...Tabbed to the 6A All-State squad...Tabbed top running back in 6-A West...Named Tri-Lakes Edition Offensive Player of the Year and to All-Area team...Given Tom Hardin Award...Named to AHSCA All-Star Game...Played in the Salt Bowl...Won 6A/7A State Weight Lifting championship...Ranked as a two-star prospect by 247Sports and Rivals.

PERSONAL: Born on Jan. 25, 2001...Son of Sam Norris and Sienna Wallace...Has four siblings, Samonte, Adontae, Zikia and Saniya...Majoring in interdisciplinary studies.



AARON WEBB

ST. LOUIS, MO. • IOWA WESTERN CC

7

POSITION | ROVER

HEIGHT | 6-0

WEIGHT | 175

CLASS | R-FRESHMAN

BEFORE UTM: Joins the Skyhawks from Iowa Western Community College where he spent two seasons...Played in three games for the Reivers, tallying three total tackles...Secured tackles against Ellsworth Community College, Arkansas Baptist College and Ellsworth Community College...Prepped at Pattonville High School...Combined for 44 total tackles and two interceptions as a senior...Tallied nine receptions for 81 yards and a touchdown...Averaged 9.0 yards per reception...Posted 22 tackles and one interception as a junior.

PERSONAL: Majoring in management.



SHAMARI WEIR

COCONUT CREEK, FLA. • COCONUT CREEK HS

36

POSITION | LINEBACKER

HEIGHT | 6-0

WEIGHT | 220

CLASS | FRESHMAN

2020-21: Played in one game for the Skyhawks primarily on special teams...Compiled two total tackles, including one solo and one assist...Recorded two tackles in his collegiate debut against Tennessee Tech (Apr. 11)...Named to Athletic Director's Honor Roll for the spring semester.

BEFORE UTM: Joins the Skyhawks from Coconut Creek High School where he played for head coach Gerald Cox...Played in 10 games as a senior, tallying 48 total tackles, including 31 solos and 17 assists...Tallied sack while notching two interceptions – including a 91-yard interception returned for a touchdown...Forced a pair of fumbles...Named a first-team all-sleeper defender...Played in the Broward County Athletic Association All-Star game...Named to 2A-1A track honorable mention squad.

PERSONAL: Born on December 25, 2001...Son of Tamar Murphy...Has six siblings, Shieem, Sean, Shakari, Shajay, Shanai and Shadeen...Majoring in criminal justice.



ARON WHITTLE

NEWBERN, TENN. • ARKANSAS STATE

87

POSITION | WIDE RECEIVER

HEIGHT | 5-9

WEIGHT | 180

CLASS | FRESHMAN

2020-21: Did not see game action.

BEFORE UTM: Joins the Skyhawks after spending one season at Arkansas State...Did not see game action...Prepped at Dyer County High School where he played for head coach David Whittle...Earned Class 5A All-Region honors...Named Dyer County Workout Warrior Award recipient...Ranked as a two-star prospect by Rivals.

PERSONAL: Born on July 14, 2001...Son of David and Aime Whittle...Has one sibling, Austin...Majoring in health and human performance.



DONNELL WILLIAMS

ST. LOUIS, MO. • GATEWAY TECH HS

11

POSITION | WIDE RECEIVER

HEIGHT | 6-3

WEIGHT | 205

CLASS | GRADUATE

2021: Named Preseason All-OVC...Tabbed to Phil Steele Preseason All-Conference squad.

2020-21: Named to All-OVC second team...Played and started in six games for the Skyhawks at wide receiver...Tallied 29 receptions for 445 yards and three touchdowns...Averaged 15.3 yards per catch...Eclipsed the 100-yard receiving mark twice against No. 10 Jacksonville State (March 14) and Southeast Missouri (Apr. 3)...Recorded touchdown receptions against Eastern Illinois (March 7), Austin Peay (March 21) and Tennessee State (March 28)...Ranked amongst OVC leaders in receiving yards per game (74.2, second), receiving yards (445, fourth), receptions per game (4.88, fifth), receptions (29, seventh), touchdowns (three, seventh) and yards per catch (15.3, ninth)...Posted a career-high 108 receiving yards against No. 10 Jacksonville State (March 14)...Hauled in a season-long 44-yard reception against Austin Peay (March 21)...Averaged 74.2 all-purpose yards per game...Named to Phil Steele Preseason All-Ohio Valley third team...Named to Athletic Director's Honor Roll for spring semester.

2019: Played in all 12 games for the Skyhawks at wide receiver...Earned starts against Eastern Kentucky (Oct. 5) and Tennessee Tech (Oct. 12)...Tallied 13 receptions for 164 yards...Notched one touchdown against Murray State (Sept. 28)...Averaged 12.6 yards per catch...Notched a season-high six receptions and 78 yards against Murray State (Sept. 28)...Tallied one tackle against Northwestern State (Aug. 29) on special teams...Named to Athletic Director's Honor Roll for the spring semester.

2018: Played in all 11 games for the Skyhawks at wide receiver...Tallied four receptions for 50 yards...Recorded a touchdown...Best game came against Southeast Missouri, tallying a 24-yard touchdown reception...Notched receptions against Missouri (Sept. 1), Austin Peay (Sept. 22), Murray State (Sept. 29) and Southeast Missouri (Oct. 27)...Tallied a tackle against Southeast Missouri (Oct. 27).

2017: Played in nine games for the Skyhawks while earning three starts at wide receiver...Tallied seven receptions for 45 yards...Notched one receiving touchdown against Eastern Illinois (Oct. 28)...Averaged 6.4 yards per catch...Tallied multiple receptions against No. 2 Jacksonville State (Nov. 11) and Tennessee Tech (Nov. 18)...Earned starts against Eastern Kentucky (Oct. 21), Eastern Illinois (Oct. 28) and Tennessee Tech (Nov. 18).

2016: Redshirted.

BEFORE UTM: Prepped at Gateway Tech High School, playing under head coach Jason Dulick...Helped lead his team to a 9-2 record and a conference championship as a senior...Tallied 41 catches for 713 receiving yards and 14 touchdowns...Averaged 17.4 yards per catch...Earned all-conference first team honors and was also named a first team all-district performer...Was also named Public High League Offensive Player of the Year along with being named a 2015 Missouri All-State Media and Coaches selection...Hauled in 32 catches for 627 yards and three touchdowns as a junior.

PERSONAL: Born on Sept. 14, 1997...Son of George and Tamar Williams...Has one sibling, Devon...Graduated with a degree in criminal justice from UT Martin and is currently pursuing a Master's degree.



RODNEY WILLIAMS II

MEMPHIS, TENN. • GERMANTOWN HS

2

POSITION | TIGHT END

HEIGHT | 6-4

WEIGHT | 235

CLASS | GRADUATE

2021: Named Preseason All-OVC...Named HERO Sports ninth-best returning tight end...Tabbed to Stats Perform FCS Preseason All-America second team...Tabbed to Phil Steele Preseason All-OVC team.

2020-21: Named to Stats Perform FCS All-America second team...Tabbed to Phil Steele's FCS All-America third team...Named to All-OVC second team...

Played in all seven games for the Skyhawks while starting six games at tight end...Tallied 30 receptions for 327 yards and four touchdowns...Averaged 10.9 yards per catch...Notched first multi-touchdown performance of his career with two against Eastern Illinois (March 7)...Ranked amongst OVC leaders in touchdowns (four, second), receptions (30, fifth), receptions per game (4.3, sixth), yards (327, eighth) and yards per game (46.7, 10th)...Eclipsed 75 receiving yards in two contests against Eastern Illinois (March 7) and Austin Peay (March 21)...Averaged 46.7 all-purpose yards per game...Set career-highs in receptions (eight), yards (95) and touchdowns (two) against Eastern Illinois (March 7)...Named to Phil Steele Preseason All-Ohio Valley second team.

2019: Redshirted...Played in four games for the Skyhawks at wide receiver...Earned starts against Northwestern State (Aug. 29), Florida (Sept. 7) and Jacksonville State (Nov. 2)...Suffered an injury which limited his season...Tallied nine receptions for 111 yards...Posted a season-high with 52 yards against Southeast Missouri (Oct. 26).

2018: Played in all 11 games for the Skyhawks while earning seven starts at wide receiver...Tallied 23 receptions for 252 yards...Averaged 11.0 yards per catch...Tallied more than 50 yards receiving against Eastern Illinois (Oct. 20) and Southeast Missouri (Oct. 27).

2017: Played in 10 games for the Skyhawks at wide receiver...Tallied four receptions for 32 yards...Averaged 8.0 yards per catch...Notched a season-best two catches for 22 yards against Murray State (Oct. 7).

2016: Saw action in eight games for the Skyhawks at wide receiver and on special teams...Tallied four catches for 78 yards...Averaged 19.5 yards per catch...Tallied a 37-yard reception at Georgia State (Oct. 22)...Notched two kick returns, totaling 41 yards...Notched receptions against Bacone College (Sept. 17), Austin Peay (Oct. 8), Murray State (Oct. 15) and Georgia State (Oct. 22).

BEFORE UTM: Joins the Skyhawks from Germantown High School where he played for head coach Chris Smith...Was named an all-metro performer along with being named to the 15-AAA All-District second team in 2015...Spotlighted as a top prospect in Tennessee by recruiting guru Murphy Fair.

PERSONAL: Born on Apr. 8, 1998...Son of Rodney and Vivian Williams...Has three siblings, Nakita, Amacia and Chasity...Graduated with a degree from UT Martin and is currently pursuing a Master's degree.



KEION WILLIS

ST. LOUIS, MO. • MISSOURI

90

POSITION | DEFENSIVE TACKLE

HEIGHT | 6-1

WEIGHT | 265

CLASS | R-SOPHOMORE

BEFORE UTM: Joins the Skyhawks from Missouri where he spent parts of three seasons...Did not see game action in either 2019 or 2020...Redshirted the 2018 season...Prepped at Christian Brothers College High School where he played for head coach Scott Pingel...Named All-Metro Catholic second team defense.

PERSONAL: Majoring in interdisciplinary studies.



DRESSER WINN

DRESDEN, TENN. • DRESDEN HS

3

POSITION | QUARTERBACK

HEIGHT | 6-3

WEIGHT | 215

CLASS | GRADUATE

2021: Tabbed to Phil Steele Preseason All-Conference squad.

2020-21: Named OVC Specialist of the Week (March 1)...Played in four games for the Skyhawks at quarterback and as the team's primary punter...Suffered a season-ending injury against Austin Peay (March 21)...Completed 6-of-11 passes for 30 yards...Posted a passer efficiency of 77.45...Tallied eight carries for 16 yards and a touchdown...Averaged 2.0 yards per carry...Notched a rushing touchdown against Murray State (Feb. 28)...Tallied 22 punts for 904 yards...Averaged 41.1 yards per punt...Booted a season-long 67-yard punt against Austin Peay (March 21)...Had five punts of 50 yards or more...Notched a season-high seven punts against Murray State (Feb. 28) and Austin Peay

(March 21)...Tallied six punts inside the 20-yard line...Posted one kickoff of 57 yards against Eastern Illinois (March 7).

2019: Redshirted...Played in two games for the Skyhawks at quarterback...Saw action against Southeast Missouri (Oct. 26) and Kentucky (Nov. 23)...Completed 5-of-9 pass attempts for 59 yards...Named to Athletic Director's Honor Roll for the spring semester.

2018: OVC Offensive Player of the Week (Sept. 9)...Played and started in seven games for the Skyhawks at quarterback before suffering a season-ending injury...Completed 154-of-234 pass attempts for 1,601 yards...Recorded 12 passing touchdowns and nine interceptions...Averaged 228.7 passing yards per game...Notched 132.51 passing efficiency...Completed 65.8 of passes...Tallied three 300-yard passing contests against Middle Tennessee (Sept. 8), Chattanooga (Sept. 15) and Murray State (Sept. 29)...Posted season-high in completions (34), attempts (53), yards (355) and touchdowns (four) against Middle Tennessee (Sept. 8)...Tossed multiple touchdown passes against Middle Tennessee (Sept. 8), Chattanooga (Sept. 15), Murray State (Sept. 29) and Eastern Kentucky (Oct. 13)...Tallied 55 carries for 48 yards...Rushed for three touchdowns...Rushed for touchdowns against Chattanooga (Sept. 15), Austin Peay (Sept. 22) and Murray State (Sept. 29)...Notched a tackle against Chattanooga (Sept. 15).

2017: Played and started in five games for the Skyhawks at quarterback...Two-time OVC Newcomer of the Week (Nov. 5 and Nov. 18)...Completed 50 of 90 passes for 744 yards...Tossed five touchdowns and one interception...Completed 55.6 percent of passes...Averaged 148.8 passing yards per game...Notched a pass efficiency of 141.11...Competed 12-of-23 attempts for 224 yards at Southeast Missouri (Nov. 4)...Tossed a pair of touchdowns at Tennessee Tech (Nov. 18)...Tallied 66 carries for 120 yards...Notched one rushing touchdown at Tennessee Tech (Nov. 18)...Averaged 172.8 yards of total offense per game...Earned starts against Eastern Kentucky (Oct. 21), Eastern Illinois (Oct. 28), Southeast Missouri (Nov. 4), No. 2 Jacksonville State (Nov. 11) and Tennessee Tech (Nov. 18)...Notched a tackle against Eastern Kentucky (Oct. 21).

BEFORE UTM: Prepped at Dresden High School, playing for head coach Derek Rang...Guided the Lions to a perfect 16-0 record and the program's first Class 1A state championship in 2016...Completed 145-of-196 passes for 2,928 yards with 38 touchdowns and just two interceptions as a senior...Also rushed 90 times for 893 yards and 13 touchdowns...Tabbed Offensive MVP in the state championship...Named to the 2016 TNHighSchoolFootball.com Class AA all-state team...Punted 13 times for 551 yards...Averaged 42.4 yards per punt...Won Region 7A Best Offensive Player Award...Completed 137-of-191 passes for 2,630 yards and 38 touchdowns while rushing 82 times for 739 yards and six touchdowns as a junior...Named 2015 Tennessee Titans Mr. Football 1A Offensive Back Award...Selected as All-West Tennessee Football Offensive Player of the Year...Tabbed All-West Tennessee first team offense...Ranked as a three-star recruit by 247Sports and two-star by Rivals and Scout...Selected to play in the 2016 Toyota East vs. West All-Star Game...Three-sport athlete with baseball and basketball.

PERSONAL: Born on Nov. 11, 1998...Son of Albert and Shelley Winn...Has two siblings, Loral and Tinley...Graduated with a degree in agriculture from UT Martin and is currently pursuing a Master's degree.



JAY WOODS

BIRMINGHAM, ALA. • SOUTH ALABAMA

4

POSITION | DEFENSIVE BACK

HEIGHT | 5-9

WEIGHT | 185

CLASS | GRADUATE

2021: Named Preseason All-OVC...Tabbed to Phil Steele Preseason All-Conference squad.

2020-21: Named to All-OVC first team...Played and started in all seven games for the Skyhawks at defensive back...Compiled 23 total tackles, including 18 solos and five assists...Notched 2.0 tackles for loss totaling six yards... Led the OVC with nine pass breakups...Ranked 22nd nationally in passes defended with 1.3 per game...Tallied a season-high four pass breakups against Austin Peay (March 21)...Tallied a season-high six tackles in his Skyhawk debut against Murray State (Feb. 28)...Recovered a fumble against No. 10 Jacksonville State (March 14)...Recorded a tackle for loss against Tennessee State (March 28) and Tennessee Tech (Apr. 11)...Notched five tackles and recovered a fumble against No. 10 Jacksonville State (March 14)...Recorded a quarterback hurry against Tennessee Tech (Apr. 11).

BEFORE UTM: Joins the Skyhawks from South Alabama where he spent four seasons...Played in five games in 2018...Notched a tackle, an interception and pass breakup in his collegiate debut against Louisiana Tech...Prepped at Pinson Valley High School where he played for head coach Matt Glover...

Started for three years, totaling 110 total tackles and eight tackles for loss...Tallied 15 interceptions and 35 pass breakups for his career...Returned four punts for touchdowns...Twice named to the Trussville Tribune All-Tribune Team...Ranked as a three-star prospect by 247Sports, Rivals and Scout.

PERSONAL: Born on August 28, 1997...Son of Jacques Woods, Jr., Kalieah Woods and LaKeasha Hargrove...Has six siblings, K'Lynd, McKinney, Andrew, Tyus, Oliva and Jacob...Graduated with a degree in hospitality and tourism management from South Alabama and is currently pursuing a Master's degree at UT Martin.



TAKEEM YOUNG

GREENEVILLE, TENN. • GREENEVILLE HS

3

POSITION | SAFETY

HEIGHT | 6-1

WEIGHT | 200

CLASS | R-SENIOR

2020-21: Named OVC Defensive Player of the Week (Apr. 13)...Played and started in all seven games for the Skyhawks at safety...Compiled 37 total tackles, including 20 solos and 17 assists...Notched 3.5 tackles for loss totaling two yards...Recorded two interceptions against Tennessee Tech for 42 yards (Apr. 11)...Posted six pass breakups, including a season-high two against both No. 10 Jacksonville State (March 14) and Tennessee Tech (Apr. 11)...Ranked amongst OVC leaders in interceptions (two, third) and passes defended (eight, fourth)...Named OVC Medal of Honor recipient...Named to OVC Commissioner's Honor Roll...Named to Athletic Director's Honor Roll for both the fall and spring semester.

2019: Played and started all 12 games for the Skyhawks at safety...Compiled 64 total tackles, including 23 solos and 41 assists...Tallied one fumble recovery against Murray State (Sept. 28)...Notched two interceptions against Eastern Illinois (Oct. 19) and Kentucky (Nov. 23)...Tallied eight pass breakups - including a season-high two against both Southeast Missouri (Oct. 26) and Kentucky (Nov. 23)...Named to OVC Commissioner's Honor Roll...Named to Athletic Director's Honor Roll for both the fall and spring semesters.

2018: Played in 10 games for the Skyhawks in the secondary and special teams...Compiled one tackle against Tennessee Tech (Nov. 10)...Named to OVC Commissioner's Honor Roll.

2017: Redshirted...Named to OVC Commissioner's Honor Roll.

BEFORE UTM: Prepped at Greeneville High School, playing for head coach Caine Ballard...Guided the Green Devils to a 11-1 record with a playoff berth in 2016...Tallied 42 tackles, six pass breakups and five interceptions...Doubling as a wide receiver, he tallied 28 receptions for 477 yards and eight touchdowns...Named Region 1-4A Player of the Year along all-region honors...Selected as 2016 Greene County Defensive Player of the Year...Tabbed to the Tennessee Sports Writers Association Class 4A all-state team...Named to All-PrepXtra second team defense... Played in the 2016 Toyota East vs. West All-Star Game...Placed second in the TSSAA Spring Fling State Track and Field Championships in the decathlon event.

PERSONAL: Born on Aug. 26, 1999...Son of Candi Turner and Michael Young...Has six siblings, Sierra, Rakeem, Dawson, Darrius, Dorrian and Rosie...Graduated with a degree in health and human performance from UT Martin and is currently pursuing a Master's degree.



SEASON PREVIEW

UT MARTIN FOOTBALL LOOKS TO TALENTED AND DEEP ROSTER FOR HIGH HOPES IN 2021

After the 2020 offseason for the University of Tennessee at Martin football squad marked the longest break between action since the program took a short pause during World War II, the Skyhawks now return to the gridiron in the shortest span in history when opening the season.

With the 2020 campaign postponed from the fall to spring last season because of the COVID-19 global pandemic, the Skyhawks went 472 days between regular season matchups before playing its abbreviated schedule beginning in March. Conversely, when UT Martin opens the 2021 season against Western Kentucky next Thursday, the program will have had the shortest turnaround time in program history as just 144 days have ticked off the calendar since a thrilling season-finale win over Tennessee Tech on Apr. 11.

At the helm of the Skyhawk program is head coach Jason Simpson who enters his 16th season. With a career record of 90-77, Simpson is the longest tenured coach in the Ohio Valley Conference and just the sixth coach to spend 15 or more years at one school while his 90 victories rank sixth in league history.

"Martin is a special place because it is my home and the place where I have been able to raise my three children," Simpson said. "I love this community and what it does for our players and program. What we might not always have from a resource standpoint, we have from an emotional connection with our community and all the different things they do for our program and players. I have really enjoyed being a part of that for the last 16 years. The success we have had is because of this town. We have players from all over the country that come to Martin, have a safe place to live and find people that want to be a part of their lives, watch them development and see them grow into successful men."

While the turnaround has been short, the talent returning is plentiful within the Skyhawk roster featuring nine starters back on both sides of the ball along with 73 letter winners. The veteran roster is highlighted by eight players which garnered All-OVC honors last season in Colton Dowell (wide receiver), Donnell Williams (wide receiver), Rodney Williams II (tight end), Matthan Hatchie (offensive line), Jaquez Akins (rover), Jay Woods (defensive back), Deven Sims (safety) and Tyler Larco (place kicker).

"We finished last season on April 11 and then we gave the guys off the rest of April and May," Simpson said. "Some of these guys I couldn't keep out of here in June, but the rest of the team didn't get back until July because I think we really needed that mental and physical break before we got ready to go again."

"I'm really excited to see this team compete. We return a lot of players and have a special group when you think of all the guys that have been here five and six years. We have more depth than we have ever had because our backups are second and third-year players and we don't usually have that. Then we were also able to add to that with the transfer portal giving us a really quality team. I think there will be a high level of football this year because of the amount of talent every team has been able to accumulate without losing guys to graduation. We will just have to execute and consistently play at a higher level than our opponents."

UT Martin will bank heavily on its experience to carry a heavy load this season along with several key newcomers. The Skyhawks return nine starters on offense while looking to fill a hole on the offensive line and at quarterback. The team's most explosive offensive unit looks to be the receiving core which features a pair of All-OVC receivers in Dowell and Donnell Williams along with All-American tight end Rodney Williams II. As a whole, the squad returns 89 percent of its receiving output from the OVC's top passing offense from last season.

The running back group also features a key work horse in senior Peyton Logan who has ranked as one of the top all-around athletes in the league while accumulating 2,153 all-purpose yards and 10 total touchdowns in the last three seasons. Along with Zak Wallace who tallied 39 carries for 113 yards and a touchdown last season in his first full season, the Skyhawks have added to their depth with two key FBS transfers in Tim Taylor (Memphis) and Jordan Castleberry (Maryland) to make the ground attack even more dynamic.

Fighting in the trenches will be an offensive line unit which returns four starters from last season. While Hatchie – an All-OVC performer – returns to his post at center, so does Michael Shanahan (left tackle), Chris Jackson (left guard) and Gavin Olson (right guard) along the front-five. Mid-year transfer Lamar Morgan won the starting spot at right tackle while graduates Malcolm Miller and Cru Birdyshaw feature starting experience at various positions in their careers as well.

"I think the main thing for us is that we have always had good skill with the running backs and receivers, but this is the first time in several years that we have an experienced offensive line," Simpson said. "The last couple of years we have been decimated by injuries and just had to fight through it. Now we have more depth and if that group with all the experience they have, can improve their level of play, then I think we can have a really good football team."

While the Skyhawks hope to find similar contributions from their skill positions and increased consistency on the line, a new quarterback will be in shotgun when the season opens. While veteran quarterback Dresser Winn is tabbed to play a role in the offense as the year goes along, rehab from a mid-season injury in the spring has delayed the start to his season. Meanwhile, the keys to the offense were officially handed to Tulane graduate transfer Keon Howard to start the season. The dual-threat quarterback brings 23 games of experience and nine starts from the FBS level.

Much like the offensive unit, UT Martin's defense also returns a large group of starters with nine players who started at least four games in the spring. Up front the Skyhawks boast a mix of veteran contributors in Austin Pickett, David DuBose and Korbin Harmon while also adding impact transfers in Eyabi Anoma (Alabama/Houston), Keion Willis (Missouri) and Jay Rogers (Northern Colorado). Pickett was an All-OVC first team selection in 2019 while DuBose and Harmon both posted nice seasons in the spring with 8.5 combined tackles for loss. Anoma looks to be a key component at the jack position as the nation's former No. 4 prospect and SEC All-Freshman performer returns to the gridiron after missing the previous two seasons due to transfer rules.

At linebacker the team returns both starters in graduates John Ford and D'Carrius Stephens. Ford ranked second on the team with 43 tackles along with two interceptions in seven games last season while Stephens is a three-year starter which led the team with 6.0 tackles for loss. The position has a lot of depth with the addition of Louisville transfer Robert Hicks along with returners Tevin Shipp and Chris Hunter who both posted nice debut seasons.

The secondary features three All-OVC selections in Akins (rover), Sims (free safety) and Woods (cornerback) who retained their respective starting roles. The other two starting spots will be held by senior safety Takeem Young and Tennessee transfer Shawn Shamburger at cornerback. Depth will be an asset to the unit as second-year freshmen Anthony Prospere, Oshae Baker, Alexander Andre, Carson Evans, Antonio Jackson and AJ Moss along with JUCO transfer Fahreed Cheeks claim roles on the depth chart.

On special teams, UT Martin returns multi-dimensional specialist Tyler Larco who was named a Freshman All-American last season along with receiving all-conference honors. Larco will carry a heavy load as he serves as the team's primary place kicker, punter and kickoff specialist this season after making 10-of-12 field goal attempts and averaging 41.8 yards per punt last season. The unit also is spotlighted by junior long-snapper Brock Powers who has started at that position in 29 consecutive games.

UT Martin has 11 regular season tests while vying for one of 24 FCS Playoff berths. The Skyhawks open the season at Western Kentucky on Sept. 2 while also playing three other FCS non-conference matchups against Samford, Northwestern State and Jacksonville State. Once entering the OVC schedule, the team will play each of the other six football members of the league while squaring off with Southeast Missouri in a home-and-home series with the first matchup officially counting as a non-conference matchup.



RODNEY WILLIAMS II



DONNELL WILLIAMS



PEYTON LOGAN



JAQUEZ AKINS



JAY WOODS

PRESEASON DEPTH CHART

OFFENSE

Pos.	No.	Player	Ht.	Wt.	Year
QB	9	Keon Howard	6-1	215	Grad.
	12	Stewart Howell	6-1	200	R-Fr.
RB	23	Peyton Logan	5-8	190	Sr.
	21	Zak Wallace	6-0	220	R-Fr.
WR	15	Colton Dowell	6-3	215	R-Jr.
	0	Randy Fields, Jr.	6-1	195	R-So.
WR	11	Donnell Williams	6-3	205	Grad.
	80	Zoe Roberts	5-11	185	Fr.
WR	13	Marqwell Odom	5-8	165	Sr.
	4	DeVonte Tanksley	5-10	160	So.
TE	2	Rodney Williams	6-4	235	Grad.
	88	Richie Griglione III	6-5	235	So.
LT	66	Michael Shanahan	6-5	310	R-So.
	70	Cade Richards	6-5	265	Fr.
LG	76	Chris Jackson	6-9	330	R-Sr.
	64	Jarod Russell	6-4	315	Fr.
C	54	Matthian Hatchie	6-2	310	Jr.
	62	Josiah Tingley	6-2	290	Fr.
RG	79	Gavin Olson	6-4	290	So.
	68	Malcolm Miller	6-3	315	Grad.
RT	77	Lamar Morgan	6-5	305	So.
	73	Cru Birdyshaw	6-7	325	R-Sr.

DEFENSE

Pos.	No.	Player	Ht.	Wt.	Year
DE	45	David DuBose	6-3	265	R-Sr.
	95	Jay Rogers	6-3	290	R-So.
NT	47	Austin Pickett	6-1	270	Grad.
	92	Daylan Dotson	6-3	280	Fr.
DT	8	Korbin Harmon	6-5	275	Grad.
	90	Keion Willis	6-1	265	R-So.
JACK	1	Eyabi Anoma	6-6	270	R-So.
	24	Jamarius Landers	6-3	245	So.
LB	31	D'Carrious Stephens	6-0	225	Grad.
	35	Tevin Shipp	6-2	230	R-Fr.
LB	18	John Ford	6-3	230	Grad.
	32	Chris Hunter	6-1	230	R-Fr.
-or-	5	Robert Hicks	6-1	235	Grad.
Rover	17	JaQuez Akins	5-9	185	Sr.
	20	Anthony Prospere	6-0	195	Fr.
DB	4	Jay Woods	5-11	185	Grad.
	22	Fahreed Cheeks	5-8	155	R-Fr.
DB	10	Shawn Shamburger	5-11	190	Sr.
	9	Oshae Baker	5-10	195	Fr.
-or-	26	Alexander Andre	5-11	175	Fr.
FS	30	Deven Sims	6-2	200	R-Jr.
	12	Carson Evans	6-1	185	R-Fr.
SS	3	Takeem Young	6-1	200	Grad.
	23	Antonio Jackson	6-1	185	Fr.
-or-	7	AJ Moss	6-2	170	Fr.

SPECIAL TEAMS

KO	37	Tyler Larco	5-9	155	R-Fr.
	48	Joshua Hernandez	5-8	185	Fr.
PK	37	Tyler Larco	5-9	155	R-Fr.
	48	Joshua Hernandez	5-8	185	Fr.
H	43	Chris McAbee	6-1	250	R-So.
P	37	Tyler Larco	5-9	155	R-Fr.
LS	40	Brock Powers	6-2	230	Jr.
	43	Chris McAbee	6-1	250	R-So.
PR	9	Oshae Baker	5-10	195	Fr.
	13	Marqwell Odom	5-8	165	Sr.
KR	4	DeVonte Tanksley	5-10	160	So.
	23	Peyton Logan	5-8	190	Sr.



POSITION BREAKDOWN

OFFENSE

QUARTERBACKS

11	Trey Fisher	Fr.
9	Keon Howard	Grad.
16	Stewart Howell	R-Fr.
17	Josh Lundy	Fr.
10	William Mitchell	Fr.
3	Dresser Winn	Grad.

RUNNING BACKS

14	Jordan Castleberry	R-Fr.
29	Sam Franklin	Fr.
37	Isaiah Gibbs	R-Fr.
42	Jarious Johnson	R-So.
36	Hunter Kendall	Fr.
23	Peyton Logan	Sr.
8	Tim Taylor	Grad.
21	Zak Wallace	R-Fr.

WIDE RECEIVERS

15	Colton Dowell	R-Jr.
7	Blake Durham	Fr.
0	Randy Fields, Jr.	R-So.
85	Jaden Gibbs	Fr.
83	Andrew Henley	Fr.
89	Deray Lawrence	R-Fr.
87	Derrick Massey, Jr.	Fr.
89	Desmond Nokes	Fr.
13	Marqwell Odom	Sr.
80	Zoe Roberts	Fr.
86	James Shephard	Fr.
84	Elijah Smoot	So.
4	DeVonte Tanksley	So.
82	Airius Trice	Fr.
87	Aron Whittle	Fr.
11	Donnell Williams	Grad.

TIGHT ENDS

47	Jackson Gay	Fr.
88	Richie Griglione III	So.
48	Lenon James, Jr.	Fr.
81	DJ Nelson	Fr.
49	Erin Parker	Fr.
2	Rodney Williams, II	Grad.

LINEMEN

74	Mitchell Appleton	Fr.
73	Cru Birdyshaw	Grad.
75	Ethan Boyd	So.
55	Reed Davis	R-Fr.
71	Brandon Floyd	R-Fr.
60	Greg Gyenis	Fr.
54	Matthan Hatchie	Jr.
76	Chris Jackson	Grad.
65	AJ Marquez	Fr.

68	Malcolm Miller	Grad.
63	Brandon Mills	Fr.
78	Lamar Morgan	So.
67	Matthew Needham	R-Fr.
79	Gavin Olson	So.
61	Eli Patrick	Fr.
78	Kobe Perkins	Fr.
56	Campbell Puckett	Fr.
70	Cade Richards	Fr.
64	Jarod Russell	Fr.
66	Michael Shanahan	R-So.
62	Josiah Tingley	Fr.

DEFENSE

DEFENSIVE END

90	Toby Camp	Fr.
45	David DuBose	Grad.
93	Jarid Johnson	So.
95	Jay Rogers	R-So.

DEFENSIVE TACKLE

99	Kenyonte Davis	R-So.
97	David Green	Fr.
8	Korbin Harmon	Grad.
91	Tyson Strickland	Fr.
94	Keion Willis	R-So.

NOSE TACKLE

92	Daylan Dotson	Fr.
90	Christian Dowell	Fr.
98	Traquan McNair	R-Fr.
47	Austin Pickett	Grad.
96	Zion Rucker	Fr.

JACKS

1	Eyabi Anoma	R-So.
38	Jermaine Cooley	So.
44	Giovanni Davis	Fr.
34	Dion Goldbourne	R-Sr.
24	Jamarius Landers	So.
41	TJ Minnifee	R-Jr.

LINEBACKERS

25	Isaiah Abdullah	R-Fr.
53	Will Crabtree	Fr.
18	John Ford	Grad.
5	Robert Hicks	Grad.
39	Xiere Howard	Fr.
32	Chris Hunter	R-Fr.
44	Kobe Okeke	Fr.
35	Tevin Shipp	R-Fr.
31	D'Carrious Stephens	Grad.
36	Shamari Weir	Fr.

DEFENSIVE BACKS

26	Alexander Andre	Fr.
9	Oshae Baker	Fr.
22	Fahreed Cheeks	R-Fr.
25	Ahmeen Dinzey	Fr.
28	Vincent Guy	Fr.
23	Antonio Jackson	Fr.
16	Tamel McCall	R-So.
27	JaMichael McGoy	Fr.
10	Shawn Shamburger	Sr.
4	Jay Woods	Grad.

ROVERS

17	JaQuez Akins	Sr.
34	Wyatt Gilbert	Fr.
20	Anthony Prospere	Fr.
7	Aaron Webb	R-Fr.

SAFETIES

12	Carson Evans	R-Fr.
19	Jack Lucas	R-Fr.
6	AJ Moss	Fr.
26	Tyler Pugh	Fr.
30	Deven Sims	R-Jr.
3	Takeem Young	R-Sr.

SPECIALIST KICKERS/PUNTERS

97	TJ Alexander	Fr.
48	Joshua Hernandez	Fr.
37	Tyler Larco	R-Fr.

LONG SNAPPER

43	Chris McAbee	R-So.
40	Brock Powers	Jr.

STATE BREAKDOWN

ALABAMA (9)

Cru Birdyshaw (Jasper)
Toby Camp (Attalla)
David DuBose (Huntsville)
Blake Durham (Pike Road)
Antonio Jackson (Bessemer)
Josh Lundy (Hoover)
DJ Nelson (York)
Shawn Shamburger (Mobile)
Jay Woods (Birmingham)

ARKANSAS (3)

Sam Franklin (Little Rock)
James Shephard (West Memphis)
Zak Wallace (Benton)

CALIFORNIA (1)

Isaiah Abdullah (Los Angeles)

DELAWARE (1)

Randy Fields, Jr. (Newark)

FLORIDA (24)

Alexander Andre (Orlando)
Oshae Baker (Sanford)
Giovanni Davis (Miami Gardens)
Ahmeen Dinzey (Kissimmee)
Trey Fisher (Tallahassee)
Jackson Gay (Panama City)
Dion Goldbourne (Delray Beach)
David Green (Fort Pierce)
Greg Gyenis (Tampa)
Andrew Henley (Miami)
Robert Hicks (Miami)
Jamarius Landers (Deerfield Beach)
Tyler Larco (Miami)
AJ Marquez (Port Charlotte)
Tamel McCall (Riverview)
Traquan McNair (DeLand)
AJ Moss (Tampa)
Austin Pickett (Lake Minneola)
Anthony Prospere (Deerfield Beach)
Cade Richards (Clearwater)
Zoe Roberts (Perry)
Michael Shanahan (Orlando)
DeVonte Tanksley (Gainesville)
Shamari Weir (Coconut Creek)

GEORGIA (3)

Jermaine Cooley (Dublin)
Daylan Dotson (Savannah)
Tyler Pugh (Loganville)

HAWAII (1)

Matthan Hatchie (Haleiwa)

ILLINOIS (1)

Wyatt Gilbert (Fairfield)

IOWA (1)

Richie Griglione III (Truro)

KENTUCKY (2)

Chris Jackson (Lexington)
Jack Lucas (Louisville)

MAINE (1)

William Mitchell (Saco)

MARYLAND (1)

Eyabi Anoma (Baltimore)

MICHIGAN (1)

Lamar Morgan (Detroit)

MISSISSIPPI (9)

JaQuez Akins (Starkville)
Ethan Boyd (Crystal Springs)
Reed Davis (Booneville)
Korbin Harmon (Oxford)
Keon Howard (Laurel)
Jarid Johnson (Poplarville)
Peyton Logan (Horn Lake)
Derrick Massey, Jr. (Southaven)
Malcolm Miller (Vicksburg)

MISSOURI (6)

Mitchell Appleton (De Soto)
Fahreed Cheeks (St. Louis)
Brandon Floyd (Festus)
Aaron Webb (St. Louis)
Donnell Williams (St. Louis)
Keion Willis (St. Louis)

OHIO (1)

Jordan Castleberry (Lakewood)

OKLAHOMA (1)

Elijah Smoot (Beggs)

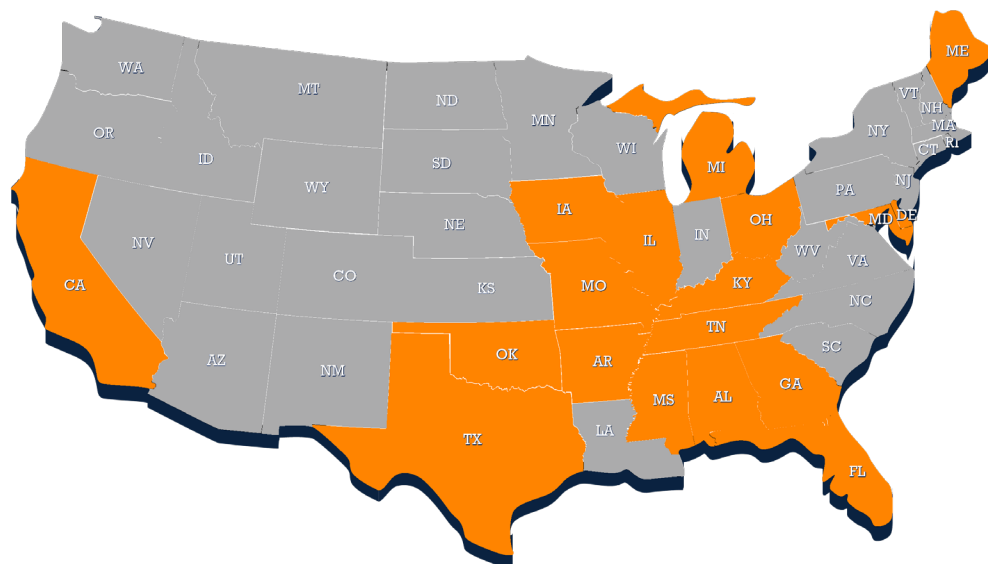
TENNESSEE (46)

TJ Alexander (DeKalb)
Will Crabtree (Hendersonville)
Kenyon Davis (Columbia)
Christian Dowell (Memphis)
Colton Dowell (Lebanon)
Carson Evans (Memphis)
John Ford (Nashville)
Isaiah Gibbs (Knoxville)
Jaden Gibbs (Knoxville)

Vincent Guy (Memphis)
Xiery Howard (Brentwood)
Stewart Howell (Knoxville)
Chris Hunter (Knoxville)
Lenon James, Jr. (Memphis)
Jarious Johnson (Decherd)
Hunter Kendall (Memphis)
Deray Lawrence (Germantown)
Chris McAbee (Kingston)
JaMichael McGoy (Chattanooga)
Brandon Mills (Memphis)
TJ Minnifee (Nashville)
Matthew Needham (Germantown)
Desmond Nokes (Smithville)
Marqwell Odom (Murfreesboro)
Kobe Okeke (Smyrna)
Gavin Olson (Memphis)
Erin Parker (Memphis)
Eli Patrick (Covington)
Kobe Perkins (Memphis)
Brock Powers (Cornersville)
Campbell Puckett (Tiptonville)
Bryce Rawls (Nashville)
Jay Rogers (Memphis)
Zion Rucker (Smyrna)
Jarod Russell (Murfreesboro)
Tevin Shipp (Smyrna)
Deven Sims (Smyrna)
D'Carrius Stephens (Union City)
Tyson Strickland (Cordova)
Tim Taylor (Memphis)
Josiah Tingley (Cordova)
Airius Trice (Shelbyville)
Aron Whittle (Newbern)
Rodney Williams II (Germantown)
Dresser Winn (Dresden)
Takeem Young (Greeneville)

TEXAS (1)

Joshua Hernandez (Houston)



OPPONENT QUICK FACTS

GAME 1



WESTERN KENTUCKY HILLTOPPERS

Thursday, Sept. 2 | 7 p.m.
Houchens-Smith Stadium
Bowling Green, Ky.

General Information

Location: Bowling Green, Ky.
Enrollment: 19,461
President: Dr. Timothy C. Caboni
Athletics Director: Todd Stewart
School Colors: Red and White
Nickname: Hilltoppers
Conference: Conference USA
Stadium: Houchens-Smith Stadium
Turf: FieldTurf
Capacity: 22,113

Sports Information

Football Contact: Bryan Fyalkowski
Office Phone: 270-745-5388
Cell Phone: 412-335-2675
E-Mail: bryan.fyalkowski@wku.edu
Web Address: WKUSports.com

Coaching Staff

Head Coach: Tyson Helton
Alma Mater: Houston, 99
Overall Record: 14-11 (3rd)
Record at School: Same

Team/Player Information

2020 Record: 5-7
2020 Conference Record: 4-3 (3rd East)
Offensive System: N/A
Defensive System: N/A
Lettermen Returning/Lost: 46/20
Starters Returning/Lost: X/X

2021 Schedule

9/2 UT Martin
9/11 at Army
9/25 Indiana
10/2 at Michigan State
10/9 UTSA*
10/16 at Old Dominion*
10/23 at FIU*
10/30 Charlotte*
11/6 Middle Tennessee*
11/13 at Rice*
11/20 Florida Atlantic*
11/27 at Marshall*

2020 Results

at Louisville L, 35-21
Liberty L, 30-24
at Middle Tennessee W, 20-17
Marshall L, 38-14
at UAB L, 37-14
Chattanooga W, 13-10
at #10 BYU L, 41-10
at Florida Atlantic L, 10-6
Southern Miss W, 10-7
FIU W, 38-21
at Charlotte W, 37-19
vs. Georgia State L, 39-21

GAME 2



SAMFORD BULLDOGS

Saturday, Sept. 11 | 6 p.m.
Hardy M. Graham Stadium
Martin, Tenn.

General Information

Location: Birmingham, Ala.
Enrollment: 5,509
President: Beck Taylor
Athletics Director: Martin Newton
School Colors: Red and Blue
Nickname: Bulldogs
Conference: Southern
Stadium: Seibert Stadium
Turf: LSR Blade Synthetic Surface
Capacity: 6,700

Sports Information

Football Contact: Joey Mullins
Office Phone: 205-726-2799
Cell Phone: 205-532-3477
E-Mail: jmmulli1@samford.edu
Web Address: SamfordSports.com

Coaching Staff

Head Coach: Chris Hatcher
Alma Mater: Valdosta State, 94
Overall Record: 157-86 (22nd)
Record at School: 36-29 (7th)

Team/Player Information

2020 Record: 4-3
2020 Conference Record: 4-3 (5th)
Offensive System: Air Raid
Defensive System: 4-3
Lettermen Returning/Lost: 85/10
Starters Returning/Lost: 20/2

2021 Schedule

9/2 Tennessee Tech
9/11 at UT Martin
9/18 at Western Carolina*
9/25 ETSU*
10/2 at Mercer*
10/16 at Wofford*
10/23 Chattanooga*
10/30 at VMI*
11/6 The Citadel*
11/13 at Florida
11/20 Furman*

2020 Results

at ETSU* L, 24-17
Western Carolina* W, 55-27
at #17 Furman* L, 44-37 (OT)
#20 Wofford W, 37-31
#19 VMI L, 38-37 (OT)
at The Citadel* W, 55-7
at Chattanooga* Canceled
#23 Mercer* W, 44-20

GAME 3



NORTHWESTERN STATE DEMONS

Saturday, Sept. 18 | 6 p.m.
Turpin Stadium
Natchitoches, La.

General Information

Location: Natchitoches, La.
Enrollment: 11,081
President: Marcus Jones
Athletics Director: Greg Burke
School Colors: Purple and White
Nickname: Demons
Conference: Southland
Stadium: Turpin Stadium
Turf: Artificial
Capacity: 15,971

Sports Information

Football Contact: Jason Pugh
Office Phone: 318-357-6467
Cell Phone: 318-663-5701
E-Mail: pughj@nsula.edu
Web Address: NSUDemons.com

Coaching Staff

Head Coach: Brad Laird
Alma Mater: Northwestern State, 95
Overall Record: 9-20 (4th)
Record at School: Same

Team/Player Information

2020 Record: 1-5
2020 Conference Record: 1-5 (6th)
Offensive System: Spread
Defensive System: 3-4
Lettermen Returning/Lost: 54/13
Starters Returning/Lost: 19/6

2021 Schedule

9/4 at North Texas
9/11 at Alcorn
9/18 UT Martin
9/25 at Southeastern Louisiana*
10/2 Incarnate Word*
10/9 at Houston Baptist*
10/16 McNeese*
10/23 Southeastern Louisiana*
10/30 at Nicholls*
11/6 Houston Baptist*
11/20 at McNeese*

2020 Results

#7 Nicholls* L, 31-24
at #18 Southeastern La.* L, 27-24
McNeese* L, 21-7
at Lamar* L, 31-23
#5 Sam Houston L, 24-16
at #19 Incarnate Word W, 49-47

GAME 4



JACKSONVILLE STATE GAMECOCKS

Saturday, Sept. 25 | 3 p.m.
JSU Stadium
Jacksonville, Ala.

General Information

Location: Jacksonville, Ala.
Enrollment: 8,514
President: Dr. Don Killingsworth
Athletics Director: Greg Seitz
School Colors: Red and White
Nickname: Gamecocks
Conference: Ohio Valley
Stadium: JSU Stadium
Turf: Pro Grass Artificial
Capacity: 24,000

Sports Information

Football Contact: Josh Underwood
Office Phone: (256) 782-5915
Cell Phone: (256) 453-0545
E-Mail: underwood@jsu.edu
Web Address: jsugamecockssports.com

Coaching Staff

Head Coach: John Grass
Alma Mater: Jacksonville State, 1990
Overall Record: 68-21 (8th year)
Record at School: Same

Team/Player Information

2020 Record: 10-3
2020 Conference Record: 6-1 (1st)
Offensive System: Multiple
Defensive System: Multiple
Lettermen Returning/Lost: N/A
Starters Returning/Lost: N/A

2021 Schedule

9/1 UAB
9/11 at Florida State
9/18 North Alabama
9/25 UT Martin
10/2 at Kennesaw State
10/9 Stephen F. Austin*
10/23 at Sam Houston*
10/30 Central Arkansas*
11/6 Abilene Christian*
11/13 at Lamar*
11/20 at Eastern Kentucky*

2020 Results

at Florida State L, 41-24
Mercer W, 34-28
at North Alabama W, 24-17
at FIU W, 19-10
#23 Tennessee Tech* W, 27-10
at Tennessee State* W, 38-16
at UT Martin* W, 37-20
Southeast Missouri* W, 21-3
Austin Peay* L, 13-10
at Eastern Illinois* W, 44-23
at #16 Murray State* W, 28-14
Davidson W, 49-14
#5 Delaware L, 20-14

OPPONENT QUICK FACTS

GAME 5



MURRAY STATE RACERS

Saturday, Oct. 9 | 2 p.m.
Hardy M. Graham Stadium
Martin, Tenn.

General Information

Location: Murray, Ky.
Enrollment: 9,456
President: Dr. Bob Jackson
Athletics Director: Kevin Saal
School Colors: Navy and Gold
Nickname: Racers
Conference: Ohio Valley
Stadium: Roy Stewart
Turf: FieldTurf
Capacity: 16,800

Sports Information

Football Contact: Parker Griffith
Office Phone: (270) 809-3351
Cell Phone: (662) 341-0979
E-Mail: ppgriffith2@murraystate.edu
Web Address: goracers.com

Coaching Staff

Head Coach: Dean Hood
Alma Mater: Ohio Wesleyan, 1986
Overall Record: 60-40 (9th year)
Record at School: 5-2 (2nd year)

Team/Player Information

2020 Record: 5-2
2020 Conference Record: 5-2 (2nd)
Offensive System: Multiple
Defensive System: Multiple
Lettermen Returning/Lost: N/A
Starters Returning/Lost: N/A

2021 Schedule

9/2 Mississippi Valley
9/11 at Cincinnati
9/18 at Bowling Green
10/2 Eastern Illinois
10/9 at UT Martin*
10/16 at Southeast Missouri
10/23 Austin Peay*
10/30 at Tennessee State*
11/6 Tennessee Tech*
11/13 Southeast Missouri*
11/20 at Eastern Illinois*

2020 Results

UT Martin* W, 14-10
at #16 Southeast Missouri* W, 24-21
at Tennessee Tech* W, 36-31
Tennessee State* W, 35-13
Eastern Illinois* W, 41-27
at Austin Peay* L, 34-31
#12 Jacksonville State* L, 28-14

GAME 6



EASTERN ILLINOIS PANTHERS

Saturday, Oct. 16 | 2 p.m.
O'Brien Field
Charleston, Ill.

General Information

Location: Charleston, Ill.
Enrollment: 8,630
President: Dr. David Glassman
Athletics Director: Tom Michael
School Colors: Blue and Gray
Nickname: Panthers
Conference: Ohio Valley
Stadium: O'Brien Field
Turf: FieldTurf
Capacity: 10,000

Sports Information

Football Contact: Rich Moser
Office Phone: (217) 581-7480
Cell Phone: (217) 508-8317
E-Mail: rlmoser@eiu.edu
Web Address: eiupanthers.com

Coaching Staff

Head Coach: Adam Cushing
Alma Mater: Chicago, 2002
Overall Record: 2-16 (3rd year)
Record at School: Same

Team/Player Information

2020 Record: 1-5
2020 Conference Record: 1-5 (8th)
Offensive System: Multiple
Defensive System: Multiple
Lettermen Returning/Lost: 41/10
Starters Returning/Lost: 21/5

2021 Schedule

8/28 at Indiana State
9/4 at South Carolina
9/11 at Dayton
9/18 Illinois State
9/25 at Tennessee Tech*
10/2 at Murray State
10/16 UT Martin*
10/23 Tennessee State*
10/30 at Southeast Missouri*
11/6 at Austin Peay*
11/20 Murray State*

2020 Results

#21 Southeast Missouri* L, 47-7
at UT Martin* L, 28-15
at Tennessee State* L, 21-20
Tennessee Tech* W, 28-20
at #17 Murray State* L, 41-27
#12 Jacksonville State* L, 44-23

GAME 7



SOUTHEAST MISSOURI REDHAWKS

Saturday, Oct. 23 | 2 p.m.
Hardy M. Graham Stadium
Martin, Tenn.

General Information

Location: Cape Girardeau, Mo.
Enrollment: 11,502
President: Dr. Carlos Vargas
Athletics Director: Brady Barke
School Colors: Red and Black
Nickname: Redhawks
Conference: Ohio Valley
Stadium: Houck Field
Turf: FieldTurf
Capacity: 10,000

Sports Information

Football Contact: Jeff Honza
Office Phone: (573) 651-2933
Cell Phone: (618) 528-1145
E-Mail: jhonza@semo.edu
Web Address: gosoutheast.com

Coaching Staff

Head Coach: Tom Matukewicz
Alma Mater: Fort Hayes State, 1997
Overall Record: 38-42 (8th year)
Record at School: 37-42 (8th year)

Team/Player Information

2020 Record: 4-4
2020 Conference Record: 4-4 (4th)
Offensive System: Spread
Defensive System: Pro Style 3-4
Lettermen Returning/Lost: N/A
Starters Returning/Lost: 15/7

2021 Schedule

9/2 Southern Illinois
9/11 at Sam Houston
9/18 at Missouri
9/25 Tennessee State*
10/2 at Tennessee Tech*
10/9 at Austin Peay*
10/16 Murray State
10/23 at UT Martin
10/30 Eastern Illinois*
11/13 at Murray State*
11/20 UT Martin*

2020 Results

at #24 Southern Illinois L, 20-17
at Eastern Illinois* W, 47-7
Murray State* L, 24-21
at #8 Jacksonville State* L, 21-3
Tennessee Tech* W, 24-21
at UT Martin* W, 21-16
at Tennessee State* W, 46-23

GAME 8



AUSTIN PEAY GOVERNORS

Saturday, Oct. 30 | 2 p.m.
Hardy M. Graham Stadium
Martin, Tenn.

General Information

Location: Clarksville, Tenn.
Enrollment: 11,048
President: Dr. Michael Licari
Athletics Director: Gerald Harrison
School Colors: Red and White
Nickname: Governors
Conference: Ohio Valley
Stadium: Fortera Stadium
Turf: FieldTurf XT
Capacity: 7,000

Sports Information

Football Contact: Cody Bush
Office Phone: (931) 221-7561
Cell Phone: (931) 980-4940
E-Mail: bushc@apsu.edu
Web Address: letsgopeay.com

Coaching Staff

Head Coach: Scotty Walden
Alma Mater: Sul Ross State, 2012
Overall Record: 12-11 (4th year)
Record at School: 4-5 (2nd year)

Team/Player Information

2020 Record: 4-5
2020 Conference Record: 4-2 (3rd)
Offensive System: Multiple
Defensive System: Multiple
Lettermen Returning/Lost: N/A
Starters Returning/Lost: N/A

2021 Schedule

9/2 at Chattanooga
9/11 at Ole Miss
9/18 Morehead State
9/25 at Eastern Kentucky
10/2 Tennessee State
10/9 Southeast Missouri*
10/23 at Murray State*
10/30 at UT Martin*
11/6 Eastern Illinois*
11/13 at Tennessee State*
11/20 Tennessee Tech*

2020 Results

vs. #11 Central Arkansas L, 24-17
at Pittsburgh L, 55-0
at #13 Cincinnati L, 55-20
at Tennessee Tech* L, 27-21
Tennessee State* W, 27-20
at Southeast Missouri* W, 49-42⁽²⁰⁷⁾
UT Martin* L, 37-34
at #7 Jacksonville State* W, 13-10
Murray State* W, 34-31

OPPONENT QUICK FACTS

GAME 9



TENNESSEE STATE TIGERS

Saturday, Nov. 6 | 2 p.m.
Hardy M. Graham Stadium
Martin, Tenn.

General Information

Location: Nashville, Tenn.
Enrollment: 9,165
President: Dr. Glenda Glover
Athletics Director: Dr. Mikki Allen
School Colors: Reflex Blue and White
Nickname: Tigers
Conference: Ohio Valley
Stadium: Hale Stadium
Turf: Bermuda Sod
Capacity: 15,000

Sports Information

Football Contact: N/A
Office Phone: N/A
Cell Phone: N/A
E-Mail: N/A
Web Address: tsutigers.com

Coaching Staff

Head Coach: Eddie George
Alma Mater: Ohio State, 01
Overall Record: 0-0 (1st year)
Record at School: Same

Team/Player Information

2020 Record: 2-5
2020 Conference Record: 2-5 (6th)
Offensive System: Multiple
Defensive System: Multiple
Lettermen Returning/Lost: N/A
Starters Returning/Lost: N/A

2021 Schedule

9/5 vs. Grambling State
9/11 vs. Jackson State
9/18 Kentucky State
9/25 at Southeast Missouri
10/2 at Austin Peay*
10/16 Tennessee Tech*
10/23 at Eastern Illinois*
10/30 Murray State*
11/6 at UT Martin*
11/13 Austin Peay*
11/20 at Mississippi State

2020 Results

at Austin Peay* L, 27-20
Jacksonville State* L, 38-16
Eastern Illinois* W, 21-20
at Murray State* L, 35-13
UT Martin* W, 26-24
at Tennessee Tech* L, 24-10
Southeast Missouri* L, 46-23

GAME 10



TENNESSEE TECH GOLDEN EAGLES

Saturday, Nov. 13 | 1:30 p.m.
Tucker Stadium
Cookeville, Tenn.

General Information

Location: Cookeville, Tenn.
Enrollment: 10,186
President: Dr. Philip Oldham
Athletics Director: Mark Wilson
School Colors: Purple and Gold
Nickname: Golden Eagles
Conference: Ohio Valley
Stadium: Tucker Stadium
Turf: 24/7 Turf
Capacity: 16,500

Sports Information

Football Contact: Thomas Cohern
Office Phone: (931) 372-6139
Cell Phone: (931) 703-4927
E-Mail: tcohorn@tntech.edu
Web Address: ttusports.com

Coaching Staff

Head Coach: DeWayne Alexander
Alma Mater: Tennessee Tech, 1989
Overall Record: 50-54 (11th year)
Record at School: 9-21 (4th year)

Team/Player Information

2020 Record: 2-5
2020 Conference Record: 2-5 (6th)
Offensive System: Multiple
Defensive System: Multiple
Lettermen Returning/Lost: N/A
Starters Returning/Lost: N/A

2021 Schedule

9/2 at Samford
9/11 Furman
9/18 at Tennessee
9/25 Eastern Illinois*
10/2 Southeast Missouri*
10/9 at NC Central
10/16 at Tennessee State*
10/23 Virginia-Lynchburg
11/6 at Murray State*
11/13 UT Martin*
11/20 at Austin Peay*

2020 Results

Austin Peay* W, 27-21
at #16 Jacksonville State L, 27-10
Murray State* L, 36-31
at Eastern Illinois* L, 28-20
at Southeast Missouri* L, 24-21
Tennessee State* W, 24-10
at UT Martin* L, 40-7

GAME 11



SOUTHEAST MISSOURI REDHAWKS

Saturday, Nov. 20 | 1 p.m.
Houck Field
Cape Girardeau, Mo.

General Information

Location: Cape Girardeau, Mo.
Enrollment: 11,502
President: Dr. Carlos Vargas
Athletics Director: Brady Barke
School Colors: Red and Black
Nickname: Redhawks
Conference: Ohio Valley
Stadium: Houck Field
Turf: FieldTurf
Capacity: 10,000

Sports Information

Football Contact: Jeff Honza
Office Phone: (573) 651-2933
Cell Phone: (618) 528-1145
E-Mail: jhonza@semo.edu
Web Address: gosoutheast.com

Coaching Staff

Head Coach: Tom Matukewicz
Alma Mater: Fort Hayes State, 1997
Overall Record: 38-42 (8th year)
Record at School: 37-42 (8th year)

Team/Player Information

2020 Record: 4-4
2020 Conference Record: 4-4 (4th)
Offensive System: Spread
Defensive System: Pro Style 3-4
Lettermen Returning/Lost: N/A
Starters Returning/Lost: 15/7

2021 Schedule

9/2 Southern Illinois
9/11 at Sam Houston
9/18 at Missouri
9/25 Tennessee State*
10/2 at Tennessee Tech*
10/9 at Austin Peay*
10/16 Murray State
10/23 at UT Martin
10/30 Eastern Illinois*
11/13 at Murray State*
11/20 UT Martin*

2020 Results

at #24 Southern Illinois L, 20-17
at Eastern Illinois* W, 47-7
Murray State* L, 24-21
at #8 Jacksonville State* L, 21-3
Tennessee Tech* W, 24-21
at UT Martin* W, 21-16
at Tennessee State* W, 46-23

OVC COMPOSITE SCHEDULE

Saturday, August 28

Eastern Illinois at Indiana State, 5:00 p.m. (ESPN+)

Thursday, September 2

Tennessee Tech at Samford, 6:00 p.m. (ESPN+)

Austin Peay at Chattanooga, 6:30 p.m.

Southern Illinois at Southeast Missouri, 6:30 p.m. (ESPN+)

UT Martin at Western Kentucky, 7:00 p.m. (ESPN+)

Mississippi Valley State at Murray State, 7:00 p.m. (ESPN+)

Saturday, September 4

Eastern Illinois at South Carolina, 6:00 p.m. (ESPN+)

Sunday, September 5

Tennessee State vs. Grambling, 3 p.m. (Canton, OH) (NFL Net.)

Saturday, September 11

Eastern Illinois at Dayton, 12:00 p.m.

Furman at Tennessee Tech, 1:30 p.m. (ESPN+)

Murray State at Cincinnati, 2:30 p.m. (ESPN+)

Southeast Missouri at Sam Houston, 6:00 p.m.

Tennessee State vs. Jackson State, 6 p.m. (Memphis, TN) (E3)

Samford at UT Martin, 6:00 p.m. (ESPN+)

Austin Peay at Ole Miss, 6:30 p.m. (ESPN+)

Saturday, September 18

Southeast Missouri at Missouri, 11:00 a.m. (SEC Network+)

Tennessee Tech at Tennessee, 11:00 a.m. (SEC Network+)

Morehead State at Austin Peay, 2:00 p.m. (ESPN+)

Kentucky State at Tennessee State, 2:00 p.m. (ESPN+)

Murray State at Bowling Green, 4:00 p.m. (ESPN3)

Illinois State at Eastern Illinois, 6:00 p.m. (ESPN+)

UT Martin at Northwestern State, 6:00 p.m. (ESPN+)

Saturday, September 25

*Eastern Illinois at Tennessee Tech, 1:30 p.m. (ESPN+)

*Tennessee State at Southeast Missouri, 2:00 p.m. (ESPN+)

Austin Peay at Eastern Kentucky, 2:00 p.m.

UT Martin at Jacksonville State, 3:00 p.m.

Saturday, October 2

*Southeast Missouri at Tennessee Tech, 1:30 p.m. (ESPN+)

#Eastern Illinois at Murray State, 4:00 p.m. (ESPN+)

#Tennessee State at Austin Peay, 7:00 p.m. (ESPN+)

Saturday, October 9

Tennessee Tech at North Carolina Central, 1:00 p.m.

*Southeast Missouri at Austin Peay, 2:00 p.m. (ESPN+)

***Murray State at UT Martin, 2:00 p.m. (ESPN+)**

Saturday, October 16

***UT Martin at Eastern Illinois, 2:00 p.m. (ESPN+)**

*Tennessee Tech at Tennessee State, 2:00 p.m. (ESPN+)

#Murray State at Southeast Missouri, 2:00 p.m. (ESPN+)

Saturday, October 23

Virginia-Lynchburg at Tennessee Tech, 1:30 p.m. (ESPN+)

*Austin Peay at Murray State, 2:00 p.m. (ESPN+)

*Tennessee State at Eastern Illinois, 2:00 p.m. (ESPN+)

#Southeast Missouri at UT Martin, 2:00 p.m. (ESPN+)

Saturday, October 30

*Eastern Illinois at Southeast Missouri, 1:00 p.m. (ESPN+)

***Austin Peay at UT Martin, 2:00 p.m. (ESPN+)**

*Murray State at Tennessee State, 2:00 p.m. (ESPN+)

Saturday, November 6

*Tennessee Tech at Murray State, 1:00 p.m. (ESPN+)

*Eastern Illinois at Austin Peay, 2:00 p.m. (ESPN+)

*Tennessee State at UT Martin, 2:00 p.m. (ESPN+)

Saturday, November 13

*Southeast Missouri at Murray State, 1:00 p.m. (ESPN+)

*Austin Peay at Tennessee State, 2:00 p.m. (ESPN+)

***UT Martin at Tennessee Tech, 2:00 p.m. (ESPN+)**

Saturday, November 20

*Murray State at Eastern Illinois, 12:00 p.m. (ESPN+)

***UT Martin at Southeast Missouri, 1:00 p.m. (ESPN+)**

*Tennessee Tech at Austin Peay, 2:00 p.m. (ESPN+)

Tennessee State at Mississippi State, TBA

Saturday, November 27

FCS Playoffs First Round (campus sites)

Saturday, December 4

FCS Playoffs Second Round (campus sites)

Friday, December 10/Saturday, December 11

FCS Playoffs Quarterfinals (campus sites)

Friday, December 17/Saturday, December 18

FCS Playoffs Semifinals (campus sites)

Saturday, January 8

Division I National Championship, TBA (Frisco, Texas)

* - Denotes OVC contest

- Game Does NOT Count in OVC Standings

All Times CENTRAL; dates and times subject to change



2020 IN
REVIEW

SEASON SUMMARY

The 2020 campaign for the University of Tennessee at Martin football program was unlike any other as an unforeseen global pandemic altered the fall season before eventually returning to action in a different format six months later than normal.

The COVID pandemic turned the world on its head and the Ohio Valley Conference was no exception with the league postponing fall competition to the spring back in August. While conference schools were allowed to play up to four non-conference contests, the Skyhawks opted out of fall competition. Then in October, the OVC announced the move to a round robin schedule of seven conference games running from February 21 through April 11.

After a several month delay to the season and a Week 1 postponement due to heavy amounts of snowfall, UT Martin finally made its 2020 debut on Feb. 28, 2021 with a matchup against Murray State – marking the first contest in 472 days. The opener would also feature its own set of challenges as heavy rainfall flooded many roads in Murray, Ky. prior to the contest before a two-hour lightning delay lit up the night sky. With tough playing conditions, neither team found much offensive power before Murray State squeaked out a 14-10 victory.

The following week saw the Skyhawks make their home debut at Hardy M. Graham Stadium by posting a 28-15 victory over Eastern Illinois to pick up their first win in 16 months. From there UT Martin would drop a 37-20 matchup to No. 10 Jacksonville State before picking up a road victory at Austin Peay (37-34) following a 46-yard field goal by Tyler Larco as time expired.

UT Martin then dropped back-to-back matchups to Tennessee State (26-24) and Southeast Missouri (21-16) before ending the season on a high note with a dominant 40-7 win over Tennessee Tech in the home finale.

The Skyhawks ultimately finished the abbreviated season with a 3-4 record, finishing in fifth place in the league standings. Despite the losing record overall, UT Martin did win a share of the annual Sgt. York Trophy for the eighth time in program history by going 2-1 in the series.

Following the season, eight players earned All-OVC honors with as wide receiver Colton Dowell, safety Deven Sims and cornerback Jay Woods earned first team honors. They were joined by second team honorees Donnell Williams (wide receiver), Rodney Williams II (tight end), Matthan Hatchie (offensive line), JaQuez Akins (nickel) and Larco (kicker). The postseason honors would not end there however as Rodney Williams earned a pair of All-American honors courtesy of Phil Steele and Stats Perform while Larco was named a Freshman All-American by HERO Sports.

Several Skyhawks ranked amongst OVC leaders statistically – including sitting atop a few leaderboards. Sophomore quarterback John Bachus III led the league in completions (155), attempts (264), touchdowns (14) and yards per game (242.4) while the trio of Colton Dowell, Donnell Williams and Rodney Williams ranked in the top-10 each in receptions, yards and touchdowns on the season. On the defensive side, Sims ranked fourth in the league with 60 tackles while Woods paced the OVC with nine pass breakups.

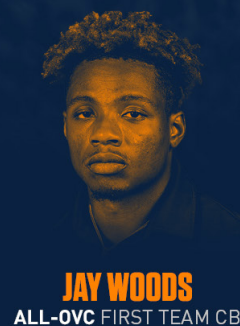
Academically, UT Martin excelled off the field with the pair of Cru Birdyshaw and Takeem Young being named OVC Medal of Honor recipients with perfect 4.0 GPA. Meanwhile the Skyhawks placed 12 players on the OVC Commissioner’s Honor Roll with Mitchell Appleton, Cru Birdyshaw, Daylan Dotson, Colton Dowell, David DuBose, Brandon Floyd, Chrishun Jackson, Tyler Larco, Chris McAbee, Cade Richards, Tanner Snyder and Takeem Young highlighting the list of performers with at least a 3.25 GPA for the academic year.



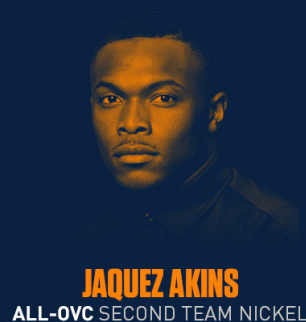

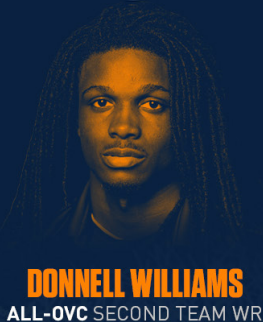
U T M A R T I N S K Y H A W K S F O O T B A L L



ALL



OVC



OVERALL TEAM STATISTICS

Date	Opponent	Site	Result	Attendance	Top Rusher	Top Passer	Top Receiver	Top Tackler
Feb. 28	at Murray State*	Murray, Ky.	L, 14-10	2,528	Logan (15-91-0)	Bachus (12-26-81-0)	Dowell (7-61-0)	Sims/Ford (7)
March 7	vs. Eastern Illinois*	Martin, Tenn.	W, 28-15	1,500	Logan (13-41-0)	Bachus (24-36-259-3)	R. Williams (8-95-2)	C. Jackson/Sims (9)
March 14	vs. #10 Jacksonville State*	Martin, Tenn.	L, 37-20	1,500	Logan (8-34-0)	Bachus (24-43-252-1)	D. Williams (7-108-0)	Sims (12)
March 21	at Austin Peay*	Clarksville, Tenn.	W, 37-34	1,530	Logan (17-82-1)	Bachus (19-36-259-3)	Dowell (6-77-0)	Sims/Ford (8)
March 28	at Tennessee State*	Nashville, Tenn.	L, 26-24	1,587	Logan (10-44-1)	Bachus (27-47-306-2)	D. Williams (9-85-1)	Sims (9)
April 3	Southeast Missouri*	Cape Girardeau, Mo.	L, 21-16	1,500	Logan (17-35-0)	Bachus (26-45-275-2)	Dowell (7-59-2)	Young (10)
April 11	Tennessee Tech*	Martin, Tenn.	W, 40-7	1,500	Wallace (10-48-1)	Bachus (22-31-265-3)	Dowell (6-105-1)	Ford (8)

TEAM STATISTICS

UTM	OPP
SCORING	175
Points Per Game	25.0
Points Off Turnovers	37
FIRST DOWNS	139
Rushing	37
Passing	88
Penalty	14
RUSHING YARDAGE	531
Yards gained rushing	722
Yards lost rushing	191
Rushing Attempts	202
Average Per Rush	2.6
Average Per Game	75.9
TDs Rushing	5
PASSING YARDAGE	1814
Comp-Att-Int	171-287-7
Average Per Pass	6.3
Average Per Catch	10.6
Average Per Game	259.1
TDs Passing	15
TOTAL OFFENSE	2345
Total Plays	489
Average Per Play	4.8
Average Per Game	335.0
KICK RETURNS: #-Yards	8-104
PUNT RETURNS: #-Yards	2-2
INT RETURNS: #-Yards	4-117
KICK RETURN AVERAGE	13.0
PUNT RETURN AVERAGE	1.0
INT RETURN AVERAGE	29.2
FUMBLES-LOST	11-6
PENALTIES-Yards	39-390
Average Per Game	55.7
PUNTS-Yards	35-1355
Average Per Punt	38.7
Net punt average	36.1
KICKOFFS-Yards	37-1720
Average Per Kick	46.5
Net kick average	37.2
TIME OF POSSESSION/Game	31:28
3RD-DOWN Conversions	40/105
3rd-Down Pct	38%
4TH-DOWN Conversions	7/14
4th-Down Pct	50%
SACKS BY-Yards	10-85
MISC YARDS	7
TOUCHDOWNS SCORED	21
FIELD GOALS-ATTEMPTS	10-12
ON-SIDE KICKS	0-1
RED-ZONE SCORES	(23-29) 79%
RED-ZONE TOUCHDOWNS	(15-29) 52%
PAT-ATTEMPTS	(17-18) 94%
ATTENDANCE	6000
Games/Avg Per Game	4/1500
Neutral Site Games	0/0

RUSHING

Name	GP	Att	Gain	Loss	Net	Avg	TD	Long	Avg/G
LOGAN, Peyton	7	84	353	13	340	4.0	2	34	48.6
WALLACE, Zak	7	39	142	29	113	2.9	1	16	16.1
YOUNG, Lamarcus	6	25	78	15	63	2.5	0	13	10.5
GIBBS, Isaiah	5	6	23	0	23	3.8	0	8	4.6
WINN, Dresser	4	8	38	22	16	2.0	1	27	4.0
ODOM, Marqwell	7	1	5	0	5	5.0	0	5	0.7
TEAM	5	2	0	2	-2	-1.0	0	0	-0.4
HOWELL, Stewart	2	3	3	10	-7	-2.3	0	2	-3.5
BACHUS, John	7	34	80	100	-20	-0.6	1	10	-2.9
Total.....	7	202	722	191	531	2.6	5	34	75.9
Opponents.....	7	247	1100	188	912	3.7	8	65	130.3

PASSING

Name	GP	Rating	Comp-Att-Int	Pct	Yds	TD	Lng	Avg/G
BACHUS, John	7	124.90	155-264-7	58.7	1697	14	50	242.4
WINN, Dresser	4	77.45	6-11-0	54.5	30	0	11	7.5
HOWELL, Stewart	2	119.78	7-9-0	77.8	45	0	12	22.5
FISHER, Trey	1	112.60	2-2-0	100.0	3	0	4	3.0
HENLEY, Andrew	2	757.60	1-1-0	100.0	39	1	39	19.5
Total.....	7	125.04	171-287-7	59.6	1814	15	50	259.1
Opponents.....	7	126.88	106-204-4	52.0	1404	13	83	200.6

RECEIVING

Name	GP	Rec	Yds	Avg	TD	Long	Avg/G
DOWELL, Colton	7	40	459	11.5	4	50	65.6
WILLIAMS, Rodney	7	30	327	10.9	4	21	46.7
LOGAN, Peyton	7	30	223	7.4	1	39	31.9
WILLIAMS, Donnell	6	29	445	15.3	3	44	74.2
ODOM, Marqwell	7	19	155	8.2	0	28	22.1
YOUNG, Lamarcus	6	9	76	8.4	0	22	12.7
WALLACE, Zak	7	3	39	13.0	0	30	5.6
HORTON, Jeremy	5	3	30	10.0	0	15	6.0
ROBERTS, Zoe	2	3	2	0.7	0	4	1.0
GRIGLIONE, Richie	5	2	22	11.0	2	19	4.4
HENLEY, Andrew	2	2	2	1.0	0	6	1.0
BUTLER, Kevin	7	1	34	34.0	1	34	4.9
Total.....	7	171	1814	10.6	15	50	259.1
Opponents.....	7	106	1404	13.2	13	83	200.6

OVERALL TEAM STATISTICS

PUNT RETURNS

Name	Ret	Yds	Avg	TD	Long
ODOM, Marqwell	2	2	1.0	0	2
Total.....	2	2	1.0	0	2
Opponents.....	9	53	5.9	0	19

INTERCEPTIONS

Name	No.	Yds	Avg	TD	Long
FORD, John	2	75	37.5	1	50
YOUNG, Takeem	2	42	21.0	0	36
Total.....	4	117	29.2	1	50
Opponents.....	7	17	2.4	0	7

KICKOFF RETURNS

Name	Ret	Yds	Avg	TD	Long
BUTLER, Kevin	2	36	18.0	0	22
YOUNG, Lamarqus	2	41	20.5	0	26
LOGAN, Peyton	2	22	11.0	0	20
DOWELL, Colton	1	0	0.0	0	0
HUNTER, Chris	1	5	5.0	0	5
Total.....	8	104	13.0	0	26
Opponents.....	16	243	15.2	0	53

FUMBLE RETURNS

Name	Ret	Yds	Avg	TD	Long
	0	0	0	0	0
Total.....	0	0	0.0	0	0
Opponents.....	1	5	5.0	0	3

FIELD GOALS

Name	FGM-FGA	Pct	01-19	20-29	30-39	40-49	50-99	Lg
LARCO, Tyler	10-12	83.3	0-0	3-3	4-6	3-3	0-0	47

FIELD GOAL SEQUENCE BY GAME

	UT Martin	Opponents
Murray St.	(34)	45,37
Eastern Illinois	-	53
Jacksonville State	(21),38,(21)	38,(25)
Austin Peay	(30),(41),(46)	-
Tennessee State	(33)	(51),29,(33),52
Southeast Missouri	(47),32	-
Tennessee Tech	(29),(36)	41

Numbers in parentheses indicate field goal was made.

PUNTING

Name	Punts	Yds	Avg	Lg	TB	FC	I20	50+	Blkd
WINN, Dresser	22	904	41.1	67	1	9	6	5	0
LARCO, Tyler	10	418	41.8	55	1	2	5	1	0
TEAM	2	0	0.0	0	0	0	0	0	2
CLARK, Ryan	1	33	33.0	33	0	0	0	0	0
Total.....	35	1355	38.7	67	2	11	11	6	2
Opponents.....	37	1441	38.9	64	0	20	11	4	1

KICKOFFS

Name	No.	Yds	Avg	TB	OB	Retn	Net	YdLn
LARCO, Tyler	35	1623	46.4	4	2			
WINN, Dresser	1	57	57.0	0	0			
CLARK, Ryan	1	40	40.0	0	0			
Total.....	37	1720	46.5	4	2	243	37.2	27
Opponents.....	30	1476	49.2	7	1	104	39.9	25

SCORING

Name	TD	FGs	PAT Kick	PAT Rush	PAT Rcv	PAT Pass	PAT DXP	Saf	Pts
LARCO, Tyler	0	10-12	17-18	0-0	0	0-0	0	0	47
DOWELL, Colton	4	0-0	0-0	0-0	1	0-0	0	0	26
WILLIAMS, Rodney	4	0-0	0-0	0-0	0	0-0	0	0	24
LOGAN, Peyton	3	0-0	0-0	0-0	0	0-0	0	0	18
WILLIAMS, Donnell	3	0-0	0-0	0-0	0	0-0	0	0	18
GRIGLIONE, Richie	2	0-0	0-0	0-0	0	0-0	0	0	12
FORD, John	1	0-0	0-0	0-0	0	0-0	0	0	6
WINN, Dresser	1	0-0	0-0	0-0	0	0-0	0	0	6
BACHUS, John	1	0-0	0-0	0-0	0	1-3	0	0	6
WALLACE, Zak	1	0-0	0-0	0-0	0	0-0	0	0	6
BUTLER, Kevin	1	0-0	0-0	0-0	0	0-0	0	0	6
Total.....	21	10-12	17-18	0-0	1	1-3	0	0	175
Opponents.....	21	3-10	17-20	0-0	0	0-1	0	1	154

TOTAL OFFENSE

Name	GP	Plays	Rush	Pass	Tot	Avg/G
BACHUS, John	7	298	-20	1697	1677	239.6
LOGAN, Peyton	7	84	340	0	340	48.6
WALLACE, Zak	7	39	113	0	113	16.1
YOUNG, Lamarqus	6	25	63	0	63	10.5
WINN, Dresser	4	19	16	30	46	11.5
HENLEY, Andrew	2	10	39	39	19.5	
HOWELL, Stewart	2	12	-7	45	38	19.0
GIBBS, Isaiah	5	623	0	23	4.6	
ODOM, Marqwell	7	15	0	5	0.7	
FISHER, Trey	1	20	3	3	3.0	
TEAM	5	2-2	0	-2	-0.4	
Total.....	7	489	531	1814	2345	335.0
Opponents.....	7	451	912	1404	2316	330.9

ALL-PURPOSE

Name	GP	Rush	Rec	PR	KR	IR	Tot	Avg/G
LOGAN, Peyton	7	340	223	0	22	0	585	83.6
DOWELL, Colton	7	0	459	0	0	0	459	65.6
WILLIAMS, Donnell	6	0	445	0	0	0	445	74.2
WILLIAMS, Rodney	7	0	327	0	0	0	327	46.7
YOUNG, Lamarqus	6	63	76	0	41	0	180	30.0
ODOM, Marqwell	7	5	155	2	0	0	162	23.1
WALLACE, Zak	7	113	39	0	0	0	152	21.7
FORD, John	7	0	0	0	0	75	75	10.7
BUTLER, Kevin	7	0	34	0	36	0	70	10.0
YOUNG, Takeem	7	0	0	0	0	42	42	6.0
HORTON, Jeremy	5	0	30	0	0	0	30	6.0
GIBBS, Isaiah	5	23	0	0	0	0	23	4.6
GRIGLIONE, Richie	5	0	22	0	0	0	22	4.4
WINN, Dresser	4	16	0	0	0	0	16	4.0
HUNTER, Chris	7	0	0	0	5	0	5	0.7
ROBERTS, Zoe	2	0	2	0	0	0	2	1.0
HENLEY, Andrew	2	0	2	0	0	0	2	1.0
TEAM	5	-2	0	0	0	0	-2	-0.4
HOWELL, Stewart	2	-7	0	0	0	0	-7	-3.5
BACHUS, John	7	-20	0	0	0	0	-20	-2.9
Total.....	7	531	1814	2	104	117	2568	366.9
Opponents.....	7	912	1404	53	243	17	2629	375.6

OVERALL DEFENSIVE STATISTICS

SEASON STATISTICS

No.	Player	GP-GS	ST	AT	TT	TFL	Sacks	Int	PBU	QBH	FR-Yds	FF	Blk	Saf
30	SIMS, Deven	7-7	29	31	60	5.0-14	1.0-5	.	4	2	.	1	.	.
18	FORD, John	7-7	23	20	43	3.0-13	1.0-10	2-75	1
17	AKINS, JaQuez	7-6	19	19	38	3.0-11	.	.	4	1	2-0	2	.	.
3	YOUNG, Takeem	7-7	20	17	37	3.5-2	.	2-42	6
95	BOWDRY, Kameron	7-7	7	25	32	4.5-14	2.0-10	.	.	3	.	.	1	.
31	STEPHENS, D'Carrious	7-7	15	14	29	6.0-10	.	.	1	1	1-0	.	.	.
4	WOODS, Jay	7-7	18	5	23	2.0-6	.	.	9	1	1-0	.	.	.
32	HUNTER, Chris	7-0	10	13	23	5.0-27	1.5-14	.	.	2	.	.	1	.
8	HARMON, Korbin	7-4	7	13	20	5.0-23	1.0-11	.	1	3	.	.	1	.
7	JACKSON, Chrishun	6-5	9	10	19	1.0-5	.	.	2
45	DuBOSE, David	7-7	5	13	18	3.5-16	1.0-9	.	1	2
35	SHIPP, Tevin	6-0	5	8	13	1.0-2	.	.	1	1
47	PICKETT, Austin	3-3	4	8	12	1.5-3
91	DAVIS, Giovanni	7-1	4	8	12	3.5-11	1.0-6	.	.	3	1-0	.	.	.
24	LANDERS, Jamarius	6-4	5	5	10	2.5-10	.	.	.	4
22	MOTON, Wanya	6-2	5	5	10	0.5-0	.	.	2	1
98	McNAIR, Traquan	7-0	3	2	5	1.0-1
9	BAKER, Oshae	5-2	1	4	5	.	.	.	1	1	.	.	1	.
92	DOTSON, Daylan	6-0	.	5	5	1.0-1	.	.	1	1	.	.	1	.
12	EVANS, Carson	7-1	3	1	4	.	.	.	1
39	HOWARD, Xiere	6-0	2	2	4
13	ODOM, Marqwell	7-4	2	2	4
15	DOWELL, Colton	7-7	1	2	3
6	MOSS, AJ	6-0	2	1	3	1	.
99	DAVIS, Kenyonte	7-0	1	2	3	1
38	COOLEY, Jermain	7-0	.	3	3	0.5-6	0.5-6
25	ABDULLAH, Isaiah	7-0	1	2	3
28	GUY, Vincent	4-0	1	1	2
2	WILLIAMS, Rodney	7-6	2	.	2
19	LUCAS, Jack	5-0	1	1	2
36	WEIR, Shamari	1-0	1	1	2
84	BUTLER, Kevin	7-1	1	.	1
21	WALLACE, Zak	7-1	.	1	1
26	BOHANNA, Dazerius	4-0	1	.	1
TM	TEAM	5-0	1	.	1	1	.	.
18	BACHUS, John	7-7	1-0	.	.	.
Total.....		7-0	209	244	453	53-175	10-85	4-117	35	27	6-0	4	6	.
Opponents.....		7-0	208	266	474	49.0-187	16-120	7-17	24	41	6-5	8	2	1

TOTAL TACKLES GAME-BY-GAME

Name	UA-A	TOTAL	MSU	EIU	JSU	APSU	TSU	SEMO	TTU
SIMS, Deven	29-31	60	5-2	3-6	4-8	5-3	5-5	4-3	3-4
FORD, John LB	23-20	43	4-3	1-4	7-1	2-6	3-1	1-2	5-3
AKINS, JaQuez S	19-19	38	5-1	3-3	3-4	2-0	0-3	4-5	2-3
YOUNG, Takeem	20-17	37	1-0	4-2	3-3	2-1	4-1	3-7	3-3
BOWDRY, Kameron DL	7-25	32	3-1	1-3	0-5	1-3	2-4	0-5	0-4
STEPHENS, D'Car LB	15-14	29	2-1	6-0	0-2	1-0	3-4	3-4	0-3
WOODS, Jay	18-5	23	4-2	1-0	3-2	4-0	3-0	1-0	2-1
HUNTER, Chris LB	10-13	23	1-1	1-1	1-5	3-0	2-3	0-1	2-2
HARMON, Korbin	7-13	20	1-1	1-2	1-2	0-3	3-3	0-1	1-1
JACKSON, Chrish	9-10	19	2-1	3-6	3-1	0-1	1-1	DNP	-
DuBOSE, David	5-13	18	1-2	0-2	0-1	0-1	3-2	1-5	-
SHIPP, Tevin	5-8	13	1-0	1-2	1-5	2-0	0-1	-	DNP
PICKETT, Austin	4-8	12	3-3	1-1	0-4	DNP	DNP	DNP	DNP
DAVIS, Giovanni DL	4-8	12	2-1	0-2	1-2	1-0	0-2	-	0-1
LANDERS, Jamari DL	5-5	10	3-0	0-1	0-1	DNP	2-0	0-2	0-1
MOTON, Wanya S	5-5	10	-	DNP	2-3	2-1	-	-	1-1
McNAIR, Traquan DL	3-2	5	0-1	-	0-1	-	3-0	-	-
BAKER, Oshae DB	1-4	5	DNP	-	DNP	1-0	-	0-3	0-1
DOTSON, Daylan DL	0-5	5	DNP	-	0-3	-	0-1	-	0-1
HOWARD, Xiere	2-2	4	DNP	1-1	0-1	-	-	-	1-0
EVANS, Carson S	3-1	4	-	3-0	-	0-1	-	-	-
ODOM, Marqwell	2-2	4	0-1	-	1-0	-	1-0	-	0-1
DAVIS, Kenyonte DL	1-2	3	1-0	-	0-1	0-1	-	-	-
ABDULLAH, Isaia LB	1-2	3	-	-	-	-	-	-	1-2
COOLEY, Jermain	0-3	3	-	-	-	0-1	0-1	-	0-1
MOSS, AJ	2-1	3	-	1-0	1-1	-	-	DNP	-
DOWELL, Colton	1-2	3	0-2	-	-	-	-	1-0	-
WILLIAMS, Rodne	2-0	2	-	1-0	-	1-0	-	-	-
LUCAS, Jack S	1-1	2	DNP	0-1	-	-	-	DNP	1-0
WEIR, Shamari	1-1	2	DNP	DNP	DNP	DNP	DNP	DNP	1-1
GUY, Vincent DB	1-1	2	DNP	1-1	DNP	DNP	-	-	-
BUTLER, Kevin	1-0	1	-	-	-	-	-	1-0	-
BOHANNA, Dazeri DB	1-0	1	DNP	1-0	-	DNP	DNP	-	-
WALLACE, Zak	0-1	1	0-1	-	-	-	-	-	-
TEAM	1-0	1	-	-	1-0	-	-	-	-

SEASON/CAREER STATISTICS

Rushing	gp	att	gain	loss	net	avg	td	lg	avg/g	gp	att	gain	loss	net	avg	td	lg	avg/g
LOGAN, Peyton	7	84	353	13	340	4.0	2	34	48.6	38	260	1540	56	1484	5.7	8	79	39.1
WALLACE, Zak	7	39	142	29	113	2.9	1	16	16.1	11	49	171	30	141	2.9	1	16	12.8
YOUNG, Lamarcus	6	25	78	15	63	2.5	0	13	10.5	29	72	256	37	219	3.0	1	41	7.6
GIBBS, Isaiah	5	6	23	0	23	3.8	0	8	4.6	5	6	23	0	23	3.8	0	8	4.6
WINN, Dresser	4	8	38	22	16	2.0	1	27	4.0	18	131	467	282	185	1.4	5	44	10.3
ODOM, Marqwell	7	1	5	0	5	5.0	0	5	0.7	19	4	29	1	28	7.0	0	17	1.5
TEAM	5	2	0	2	-2	-1.0	0	0	-0.4									
HOWELL, Stewart	2	3	3	10	-7	-2.3	0	2	-3.5	2	3	3	10	-7	-2.3	0	2	-3.5
BACHUS, John	7	34	80	100	-20	-0.6	1	10	-2.9	22	132	463	347	116	0.9	4	48	5.3
Total	7	202	722	191	531	2.6	5	34	75.9									
Opponents	7	247	1100	188	912	3.7	8	65	130.3									

Passing	gp	effic	comp-att-int	pct	yds	td	lg	avg/g	gp	effic	comp-att-int	pct	yds	td	lg	avg/g
BACHUS, John	7	124.90	155-264-7	58.7	1697	14	50	242.4	22	132.56	361-625-16	57.8	4532	36	75	206.0
WINN, Dresser	4	77.45	6-11-0	54.5	30	0	11	7.5	18	131.85	215-344-11	62.5	2434	17	69	135.2
HOWELL, Stewart	2	119.78	7-9-0	77.8	45	0	12	22.5	2	119.78	7-9-0	77.8	45	0	12	22.5
FISHER, Trey	1	112.60	2-2-0	100.0	3	0	4	3.0	1	112.60	2-2-0	100.0	3	0	4	3.0
HENLEY, Andrew	2	757.60	1-1-0	100.0	39	1	39	19.5	2	757.60	1-1-0	100.0	39	1	39	19.5
Total	7	125.04	171-287-7	59.6	1814	15	50	259.1								
Opponents	7	126.88	106-204-4	52.0	1404	13	83	200.6								

Receiving	gp	no.	yds	avg	td	lg	avg/g	gp	no.	yds	avg	td	lg	avg/g
DOWELL, Colton	7	40	459	11.5	4	50	65.6	30	88	1362	15.5	11	73	45.4
WILLIAMS, Rodney	7	30	327	10.9	4	21	46.7	40	70	800	11.4	4	40	20.0
LOGAN, Peyton	7	30	223	7.4	1	39	31.9	38	57	457	8.0	1	39	12.0
WILLIAMS, Donnell	6	29	445	15.3	3	44	74.2	38	53	704	13.3	6	44	18.5
ODOM, Marqwell	7	19	155	8.2	0	28	22.1	19	23	247	10.7	1	66	13.0
YOUNG, Lamarcus	6	9	76	8.4	0	22	12.7	29	22	244	11.1	1	47	8.4
WALLACE, Zak	7	3	39	13.0	0	30	5.6	11	5	75	15.0	0	30	6.8
HORTON, Jeremy	5	3	30	10.0	0	15	6.0	18	12	156	13.0	0	29	8.7
ROBERTS, Zoe	2	3	2	0.7	0	4	1.0	2	3	2	0.7	0	4	1.0
GRIGLIONE, Richie	5	2	22	11.0	2	19	4.4	5	2	22	11.0	2	19	4.4
HENLEY, Andrew	2	2	2	1.0	0	6	1.0	2	2	2	1.0	0	6	1.0
BUTLER, Kevin	7	1	34	34.0	1	34	4.9	14	4	85	21.2	3	34	6.1
Total	7	171	1814	10.6	15	50	259.1							
Opponents	7	106	1404	13.2	13	83	200.6							

Total Offense	g	plays	rush	pass	total	avg/g	g	plays	rush	pass	total	avg/g
BACHUS, John	7	298	-20	1697	1677	239.6	22	757	116	4532	4648	211.3
LOGAN, Peyton	7	84	340	0	340	48.6	38	260	1484	0	1484	39.1
WALLACE, Zak	7	39	113	0	113	16.1	11	49	141	0	141	12.8
YOUNG, Lamarcus	6	25	63	0	63	10.5	29	72	219	0	219	7.6
WINN, Dresser	4	19	16	30	46	11.5	18	475	185	2434	2619	145.5
HENLEY, Andrew	2	1	0	39	39	19.5	2	1	0	39	39	19.5
HOWELL, Stewart	2	12	-7	45	38	19.0	2	12	-7	45	38	19.0
GIBBS, Isaiah	5	6	23	0	23	4.6	5	6	23	0	23	4.6
ODOM, Marqwell	7	1	5	0	5	0.7	19	4	28	0	28	1.5
FISHER, Trey	1	2	0	3	3	3.0	1	2	0	3	3	3.0
TEAM	5	2	-2	0	-2	-0.4						
Total	7	489	531	1814	2345	335.0						
Opponents	7	451	912	1404	2316	330.9						

SEASON/CAREER STATISTICS

Scoring	td	fg	PAT				dxp	saf	pts	td	fg	kick	PAT				dxp	saf	pts
			kick	rush	rcv	pass							kick	rush	rcv	pass			
LARCO, Tyler	-	10-12	17-18	-	-	-	-	-	47	-	10-12	17-18	-	-	-	-	-	-	47
DOWELL, Colton	4	-	-	-	1	-	-	-	26	11	-	-	-	-	1	-	-	-	68
WILLIAMS, Rodney	4	-	-	-	-	-	-	-	24	4	-	-	-	-	-	-	-	-	24
WILLIAMS, Donnell	3	-	-	-	-	-	-	-	18	6	-	-	-	-	-	-	-	-	36
LOGAN, Peyton	3	-	-	-	-	-	-	-	18	11	-	-	-	-	-	-	-	-	66
GRIGLIONE, Richie	2	-	-	-	-	-	-	-	12	2	-	-	-	-	-	-	-	-	12
WALLACE, Zak	1	-	-	-	-	-	-	-	6	1	-	-	-	-	-	-	-	-	6
BACHUS, John	1	-	-	-	-	1-3	-	-	6	4	-	-	1-1	-	1-4	-	-	-	26
FORD, John	1	-	-	-	-	-	-	-	6	1	-	-	-	-	-	-	-	-	6
BUTLER, Kevin	1	-	-	-	-	-	-	-	6	3	-	-	-	-	-	-	-	-	18
WINN, Dresser	1	-	-	-	-	-	-	-	6	5	-	-	-	-	-	-	-	-	30
Total	21	10-12	17-18	-	1	1-3	-	-	175										
Opponents	21	3-10	17-20	-	-	0-1	-	1	154										

Punt Returns	no.	yds	avg	td	lg	no.	yds	avg	td	lg
ODOM, Marqwell	2	2	1.0	0	2	2	2	1.0	0	2
Total	2	2	1.0	0	2					
Opponents	9	53	5.9	0	19					

Kick Returns	no.	yds	avg	td	lg	no.	yds	avg	td	lg
LOGAN, Peyton	2	22	11.0	0	20	39	1005	25.8	2	95
BUTLER, Kevin	2	36	18.0	0	22	2	36	18.0	0	22
YOUNG, Lamarcus	2	41	20.5	0	26	2	41	20.5	0	26
DOWELL, Colton	1	0	0.0	0	0	1	0	0.0	0	0
HUNTER, Chris	1	5	5.0	0	5	1	5	5.0	0	5
Total	8	104	13.0	0	26					
Opponents	16	243	15.2	0	53					

Interceptions	no.	yds	avg	td	lg	no.	yds	avg	td	lg
FORD, John	2	75	37.5	1	50	2	75	37.5	1	50
YOUNG, Takeem	2	42	21.0	0	36	4	48	12.0	0	36
Total	4	117	29.2	1	50					
Opponents	7	17	2.4	0	7					

Fumble Returns	no.	yds	avg	td	lg	no.	yds	avg	td	lg
Total	0	0	0.0	0	0					
Opponents	1	5	5.0	0	3					

All Purpose	g	rush	rcv	pr	kr	ir	total	avg/g	g	rush	rcv	pr	kr	ir	total	avg/g
LOGAN, Peyton	7	340	223	0	22	0	585	83.6	38	1484	457	5	1005	0	2951	77.7
DOWELL, Colton	7	0	459	0	0	0	459	65.6	30	3	1362	0	0	0	1365	45.5
WILLIAMS, Donn	6	0	445	0	0	0	445	74.2	38	0	704	0	0	0	704	18.5
WILLIAMS, Rodn	7	0	327	0	0	0	327	46.7	40	0	800	0	41	0	841	21.0
YOUNG, Lamarc	6	63	76	0	41	0	180	30.0	29	219	244	0	41	0	504	17.4
ODOM, Marqwell	7	5	155	2	0	0	162	23.1	19	28	247	2	34	0	311	16.4
WALLACE, Zak	7	113	39	0	0	0	152	21.7	11	141	75	0	0	0	216	19.6
FORD, John	7	0	0	0	0	75	75	10.7	16	0	0	0	0	75	75	4.7
BUTLER, Kevin	7	0	34	0	36	0	70	10.0	14	0	85	0	36	0	121	8.6
YOUNG, Takee	7	0	0	0	0	42	42	6.0	29	0	0	0	0	48	48	1.7
HORTON, Jerem	5	0	30	0	0	0	30	6.0	18	0	156	0	0	0	156	8.7
GIBBS, Isaiah	5	23	0	0	0	0	23	4.6	5	23	0	0	0	0	23	4.6
GRIGLIONE, Ric	5	0	22	0	0	0	22	4.4	5	0	22	0	0	0	22	4.4
WINN, Dresser	4	16	0	0	0	0	16	4.0	18	185	0	0	0	0	185	10.3
HUNTER, Chris	7	0	0	0	5	0	5	0.7	7	0	0	0	5	0	5	0.7
HENLEY, Andre	2	0	2	0	0	0	2	1.0	2	0	2	0	0	0	2	1.0
ROBERTS, Zoe	2	0	2	0	0	0	2	1.0	2	0	2	0	0	0	2	1.0
TEAM	5	-2	0	0	0	0	-2	-0.4								
HOWELL, Stewa	2	-7	0	0	0	0	-7	-3.5	2	-7	0	0	0	0	-7	-3.5
BACHUS, John	7	-20	0	0	0	0	-20	-2.9	22	116	0	0	0	0	116	5.3
Total	7	531	1814	2	104	117	2568	366.9								
Opponents	7	912	1404	53	243	17	2629	375.6								

SEASON/CAREER STATISTICS

Field Goals	att	good	long	blkd	att	good	long	blkd
LARCO, Tyler	12	10	47	0	12	10	47	0
Total	12	10	47	0				
Opponents	10	3	51	3				

Punting	no.	yds	avg	lg	blk	no.	yds	avg	lg	blk
WINN, Dresser	22	904	41.1	67	0	22	904	41.1	67	0
LARCO, Tyler	10	418	41.8	55	0	10	418	41.8	55	0
TEAM	2	0	0.0	0	2					
CLARK, Ryan	1	33	33.0	33	0	1	33	33.0	33	0
Total	35	1355	38.7	67	2					
Opponents	37	1441	38.9	64	1					

Kickoffs	no.	yds	avg	tb	ob	no.	yds	avg	tb	ob
LARCO, Tyler	35	1623	46.4	4	2	35	1623	46.4	4	2
WINN, Dresser	1	57	57.0	0	0	1	57	57.0	0	0
CLARK, Ryan	1	40	40.0	0	0	9	440	48.9	0	0
Total	37	1720	46.5	4	2					
Opponents	30	1476	49.2	7	1					

##	Defensive Leaders	gp	ua	a	total	tfl	sack	int	pbu	fr	ff	blk	gp	ua	a	total	tfl	sack	int	pbu	fr	ff	blk
30	SIMS, Deven	7	29	31	60	5.0	1.0	.	4	.	1	.	25	47	54	101	6.0	1.0	.	11	.	2	.
1D	FORD, John	7	23	20	43	3.0	1.0	2	1	.	.	.	16	32	25	57	6.5	2.0	2	1	.	.	.
17	AKINS, JaQuez	7	19	19	38	3.0	.	.	4	2	2	.	19	72	58	130	8.5	.	1	10	4	4	.
3D	YOUNG, Takeem	7	20	17	37	3.5	.	2	6	.	.	.	29	43	59	102	3.5	.	4	14	1	.	.
95	BOWDRY, Kameron	7	7	25	32	4.5	2.0	1	23	9	54	63	7.5	3.5	.	.	.	2	1
31	STEPHENS, D'Carrious	7	15	14	29	6.0	.	.	1	1	.	.	23	26	27	53	9.0	1.0	3	4	1	1	.
4	WOODS, Jay	7	18	5	23	2.0	.	.	9	1	.	.	7	18	5	23	2.0	.	.	9	1	.	.
32	HUNTER, Chris	7	10	13	23	5.0	1.5	1	7	10	13	23	5.0	1.5	1
8	HARMON, Korbin	7	7	13	20	5.0	1.0	.	1	.	.	1	27	19	32	51	12.5	3.0	.	2	.	1	4
7	JACKSON, Chrishun	6	9	10	19	1.0	.	.	2	.	.	.	6	9	10	19	1.0	.	.	2	.	.	.
45	DuBOSE, David	7	5	13	18	3.5	1.0	.	1	.	.	.	12	6	14	20	3.5	1.0	.	1	.	.	.
35	SHIPP, Tevin	6	5	8	13	1.0	.	.	1	.	.	.	7	5	8	13	1.0	.	.	1	.	.	.
47	PICKETT, Austin	3	4	8	12	1.5	29	29	57	86	14.0	6.5	.	.	.	1	.
91	DAVIS, Giovanni	7	4	8	12	3.5	1.0	.	.	1	.	.	7	4	8	12	3.5	1.0	.	.	1	.	.
24	LANDERS, Jamarius	6	5	5	10	2.5	18	13	14	27	6.5	2.0	.	2	.	.	.
22	MOTON, Wanya	6	5	5	10	0.5	.	.	2	.	.	.	25	44	50	94	4.5	.	3	8	.	1	.
9	BAKER, Oshae	5	1	4	5	0.0	.	.	1	.	.	1	5	1	4	5	0.0	.	.	1	.	.	1
98	McNAIR, Traquan	7	3	2	5	1.0	8	3	2	5	1.0
92	DOTSON, Daylan	6	.	5	5	1.0	.	.	1	.	.	1	6	.	5	5	1.0	.	.	1	.	.	1
39	HOWARD, Xiere	6	2	2	4	0.0	6	2	2	4	0.0
13	ODOM, Marqwell	7	2	2	4	0.0	19	5	4	9	0.0
12	EVANS, Carson	7	3	1	4	0.0	.	.	1	.	.	.	7	3	1	4	0.0	.	.	1	.	.	.
25	ABDULLAH, Isaiah	7	1	2	3	0.0	7	1	2	3	0.0
6	MOSS, AJ	6	2	1	3	0.0	1	6	2	1	3	0.0	1
15	DOWELL, Colton	7	1	2	3	0.0	30	2	4	6	0.0
38	COOLEY, Jermain	7	.	3	3	0.5	0.5	12	1	4	5	0.5	0.5
99	DAVIS, Kenyonte	7	1	2	3	0.0	19	3	9	12	1.5	1.0
28	GUY, Vincent	4	1	1	2	0.0	4	1	1	2	0.0
19	LUCAS, Jack	5	1	1	2	0.0	5	1	1	2	0.0
2	WILLIAMS, Rodney	7	2	.	2	0.0	40	3	.	3	1.0
36	WEIR, Shamari	1	1	1	2	0.0	1	1	1	2	0.0
26	BOHANNA, Dazerius	4	1	.	1	0.0	4	1	.	1	0.0
TM	TEAM	5	1	.	1	0.0	.	.	.	1	.	.											
84	BUTLER, Kevin	7	1	.	1	0.0	14	1	.	1	0.0
21	WALLACE, Zak	7	.	1	1	0.0	11	.	1	1	0.0
18	BACHUS, John	7	.	.	.	0.0	.	.	.	1	.	.	22	.	.	.	0.0	.	.	.	1	.	.
	Total	7	209	244	453	53	10	4	35	6	4	6											
	Opponents	7	208	266	474	49	16	7	24	6	8	2											

TEAM GAME HIGHS AND LOWS

	UT MARTIN		OPPONENT	
	HIGH	LOW	HIGH	LOW
• Rushes	38 vs. Southeast Missouri (4/3)	20, 2x, at Tennessee State (3/29)	53 vs. #10 Jacksonville State (3/14)	25 vs. Eastern Illinois (3/7)
• Rushing Yards	110 at Murray State (2/28)	29 vs. #10 Jacksonville State (3/14)	212 vs. #10 Jacksonville State (3/14)	43 vs. Tennessee Tech (4/11)
• Yards Per Rush	3.7 at Murray State (2/28)	1.5 vs. #10 Jacksonville State (3/14)	4.3 at Tennessee State (3/29)	2.4 vs. Eastern Illinois (3/7)
• Rushing Touchdowns	1, 4x, vs. Tennessee Tech (4/11)	0 vs. Eastern Illinois (3/7)	3 at Tennessee State (3/29)	0, 2x, vs. Tennessee Tech (4/11)
• Pass Attempts	47 at Tennessee State (3/29)	31 at Murray State (2/28)	49 vs. Eastern Illinois (3/7)	22, 2x, vs. Southeast Missouri (4/3)
• Pass Completions	29 vs. Tennessee Tech (4/11)	15 at Murray State (2/28)	26 vs. Eastern Illinois (3/7)	10 at Murray State (2/28)
• Passing Yards	327 vs. Tennessee Tech (4/11)	100 at Murray State (2/28)	305 at Austin Peay (3/21)	151 vs. Southeast Missouri (4/3)
• Yards Per Pass	8.4 vs. Tennessee Tech (4/11)	3.2 at Murray State (2/28)	10.8 vs. #10 Jacksonville State (3/14)	4.8 vs. Tennessee Tech (4/11)
• Passing Touchdowns	4 vs. Tennessee Tech (4/11)	1 vs. #10 Jacksonville State (3/14)	4 at Austin Peay (3/21)	1, 2x, vs. Tennessee Tech (4/11)
• Total Plays	83 vs. Southeast Missouri (4/3)	61 at Murray State (2/28)	74 vs. Eastern Illinois (3/7)	49 vs. Southeast Missouri (4/3)
• Yards Per Play	6.2 vs. Tennessee Tech (4/11)	3.4 at Murray State (2/28)	6.8 at Austin Peay (3/21)	4.2 vs. Tennessee Tech (4/11)
• Points	40 v. Tennessee Tech (4/11)	10 at Murray State (2/28)	37 vs. #10 Jacksonville State (3/14)	7 vs. Tennessee Tech (4/11)
• Sacks	3 at Austin Peay (3/21)	1, 2x, vs. Tennessee Tech (4/11)	4 at Austin Peay (3/21)	0, 2x, vs. Tennessee Tech (4/11)
• Penalties	8 vs. #10 Jacksonville State (3/14)	2 vs. Tennessee Tech (4/11)	12 vs. #10 Jacksonville State (3/14)	0 vs. Tennessee Tech (4/11)
• Penalty Yards	95 vs. #10 Jacksonville State (3/14)	25, 2x, vs. Tennessee Tech (4/11)	129 vs. #10 Jacksonville State (3/14)	0 vs. Tennessee Tech (4/11)
• Turnovers	3, 2x, at Tennessee State (3/29)	0, 2x, vs. Tennessee Tech (4/11)	4 vs. Southeast Missouri (4/3)	0 at Austin Peay (3/21)
• Interceptions	3 at Tennessee State (3/29)	0, 2x, at Austin Peay (3/21)	1, 2x, vs. Southeast Missouri (4/3)	0, 2x, at Austin Peay (3/21)
• Punts	7, 2x, at Austin Peay (3/21)	3 vs. Southeast Missouri (4/3)	7 at Murray State (2/28)	3 vs. Eastern Illinois (3/7)
• Punt Average	43.0 at Austin Peay (3/21)	29.0 vs. Eastern Illinois (3/7)	45.0 vs. Southeast Missouri (4/3)	32.0 at Austin Peay (3/21)
• Long Punt	67 at Austin Peay (3/21)	25 at Murray State (2/28)	64 at Murray State (2/28)	12 at Austin Peay (3/21)
• Punts Inside 20	3 at Murray State (2/28)	1 vs. Southeast Missouri (4/3)	2, 5x, vs. Tennessee Tech (4/11)	1 vs. Eastern Illinois (3/7)
• Long Punt Return	2 vs. Eastern Illinois (3/7)	2 vs. Eastern Illinois (3/7)	23 vs. Eastern Illinois (3/7)	-2 at Murray State (2/28)

INDIVIDUAL GAME HIGHS

	UT MARTIN	OPPONENT
• Rushes	17, 2x, Peyton Logan vs. Southeast Missouri (4/3)	26, Devon Starling at Tennessee State (3/29)
• Rushing Yards	91, Peyton Logan at Murray State (2/28)	134, Devon Starling at Tennessee State (3/29)
• Rushing Touchdowns	1, 5x, last by Zak Wallace vs. Tennessee Tech (4/11)	1, 8x, last by Geno Hess vs. Southeast Missouri (4/3)
• Longest Rush	34, Peyton Logan at Murray State (2/28)	65, Devon Starling at Tennessee State (3/29)
• Pass Completions	27, John Bachus III at Tennessee State (3/29)	26, Harry Woodbery vs. Eastern Illinois (3/7)
• Pass Attempts	47, John Bachus III at Tennessee State (3/29)	49, Harry Woodbery vs. Eastern Illinois (3/7)
• Passing Yards	306, John Bachus III at Tennessee State (3/29)	305, Draylen Ellis at Austin Peay (3/21)
• Passing TDs	3, 3x, last by John Bachus III vs. Tennessee Tech (4/11)	4, Draylen Ellis at Austin Peay (3/21)
• Longest Pass	50, John Bachus III vs. Tennessee Tech (4/11)	83, Preston Rice at Murray State (2/28)
• Receptions	8, Rodney Williams II vs. Eastern Illinois (3/7)	8, Quinton Cross vs. Tennessee Tech (4/11)
• Receiving Yards	108, Donnell Williams vs. #10 Jacksonville State (3/14)	111, Dequan Dallas at Murray State (2/28)
• Receiving TDs	2, 2x, last by Colton Dowell vs. Southeast Missouri (4/3)	2, Eugene Minter at Austin Peay (3/21)
• Longest Rec.	50, Colton Dowell vs. Tennessee Tech (4/11)	83, Dequan Dallas at Murray State (2/28)
• Field Goals	3, Tyler Larco at Austin Peay (3/21)	2, Antonio Zita at Tennessee State (3/29)
• Longest Field Goal	47, Tyler Larco vs. Southeast Missouri (4/3)	51, Antonio Zita at Tennessee State (3/29)
• Punts	7, 2x, Dresser Winn at Austin Peay (3/21)	6, 2x, last by Hayden Olsen vs. Tennessee Tech (4/11)
• Punting Average	46.0, Tyler Larco vs. Tennessee Tech (4/11)	43.0, Stone Galloway vs. Eastern Illinois (3/7)
• Long Punt	67, Dresser Winn at Austin Peay (3/21)	64, Aaron Baum at Murray State (2/28)
• Punts Inside 20	3, Dresser Winn at Murray State (2/28)	2, 4x, last by Hayden Olsen vs. Tennessee Tech (4/11)
• Long Punt Return	2, Marqwell Odom vs. Eastern Illinois (3/7)	23, DeAirious Smith vs. Eastern Illinois (3/7)
• Long Kickoff Return	26, Lamarcus Young at Austin Peay (3/21)	53, Matt Judd vs. Eastern Illinois (3/7)
• Tackles	12, Deven Sims vs. #10 Jacksonville State (3/14)	15, Marcus McMeans vs. Tennessee Tech (4/11)
• Sacks	1.0, 5x, last by DuBose/Ford vs. Southeast Missouri (4/3)	2.0, 2x, Emmanuel Baez at Tennessee State (3/29)
• Tackles for Loss	3.5, Korbin Harmon at Tennessee State (3/29)	2.0, 5x, last by Bryant Pirtle vs. Southeast Missouri (4/3)
• Interceptions	2, Takeem Young vs. Tennessee Tech (4/11)	1, 6x, last by Garlington/Straughter/Green at Tennessee State (3/29)

TEAM GAME-BY-GAMES

TEAM STATISTICS

Date	Opponent	Rushing				Receiving				Passing				Kick Returns				Punt Returns				tot off
		no.	yds	td	lg	no.	yds	td	lg	cmp-att-int	yds	td	lg	no.	yds	td	lg	no.	yds	td	lg	
Feb 28	at Murray St.	30	110	1	34	15	100	0	15	15-31-2	100	0	15	2	2	0	2	0	0	0	0	210
Mar 07	EASTERN ILLINOIS	27	57	0	13	26	269	3	25	26-38-1	269	3	25	1	5	0	5	1	2	0	2	326
Mar 14	JACKSONVILLE STATE	20	29	1	10	24	252	1	29	24-43-0	252	1	29	3	51	0	22	0	0	0	0	281
Mar 21	at Austin Peay	36	77	1	20	24	285	3	44	24-44-0	285	3	44	2	46	0	26	0	0	0	0	362
Mar 28	at Tennessee State	20	54	1	16	27	306	2	37	27-47-3	306	2	37	0	0	0	0	0	0	0	0	360
Apr 03	SOUTHEAST MISSOURI	38	95	0	15	26	275	2	35	26-45-1	275	2	35	0	0	0	0	1	0	0	0	370
Apr 11	TENNESSEE TECH	31	109	1	10	29	327	4	50	29-39-0	327	4	50	0	0	0	0	0	0	0	0	436
		202	531	5	34	171	1814	15	50	171-287-7	1814	15	50	8	104	0	26	2	2	0	2	2345
Opponents		247	912	8	65	106	1404	13	83	106-204-4	1404	13	83	16	243	0	53	9	53	0	19	2316

Games: 7 • Avg/rush: 2.6 • Avg/catch: 10.6 • Pass effc: 125.04 • KR avg: 13.0 • PR avg: 1.0 • All purpose avg/game: 366.9 • Total offense avg/gm: 335.0

Date	Opponent	Tackles				Sacks		Fumble		Pass Defense			blkd	PAT Attempts			off	
		ua	a	total	tfl-yds	no-yds	ff	fr-yds	int-yds	qbh	brup	kick	kick	rush	rcv	saf	t/o	pts
Feb 28	at Murray St.	39	24	63	7.0-24	1.0-5	1	1-0	0-0	3	3	1	1-1	0	0	0	7	10
Mar 07	EASTERN ILLINOIS	34	38	72	12.0-37	1.0-7	0	0-0	1-50	9	8	0	4-4	0	0	0	7	28
Mar 14	JACKSONVILLE STATE	32	56	88	8.0-22	2.0-11	1	1-0	0-0	0	5	1	2-2	0	0	0	3	20
Mar 21	at Austin Peay	27	22	49	4.0-19	3.0-16	0	0-0	0-0	2	8	1	4-4	0	0	0	0	37
Mar 28	at Tennessee State	35	32	67	13.0-40	1.0-13	1	0-0	0-0	0	3	2	1-1	0	1	0	0	24
Apr 03	SOUTHEAST MISSOURI	19	38	57	7.0-27	2.0-19	0	3-0	1-25	3	4	0	1-1	0	0	0	3	16
Apr 11	TENNESSEE TECH	23	34	57	2.0-6	0.0-0	1	1-0	2-42	10	4	1	4-5	0	0	0	17	40
		209	244	453	53.0-175	9.0-71	4	6-0	4-117	27	35	6	17-18	0	1	0	37	175
Opponents		208	266	474	49.0-187	16.0-120	8	6-5	7-17	41	24	2	17-20	0	0	1	30	154

		Punting										Field Goals			Kickoffs				
Date	Opponent	no.	yds	avg	long	blkd	tb	fc	50+	i20	md-att	long	blkd	no.	yds	avg	tb	ob	
Feb 28	at Murray St.	7	299	42.7	58	0	0	0	3	3	1-1	34	0	3	124	41.3	1	0	
Mar 07	EASTERN ILLINOIS	4	116	29.0	44	1	1	2	0	1	0-0	0	0	6	297	49.5	0	0	
Mar 14	JACKSONVILLE STATE	5	188	37.6	48	0	0	3	0	0	2-3	21	0	5	257	51.4	0	1	
Mar 21	at Austin Peay	7	301	43.0	67	0	0	4	2	2	3-3	46	0	7	267	38.1	0	0	
Mar 28	at Tennessee State	4	159	39.8	47	0	0	1	0	2	1-1	33	0	4	142	35.5	0	1	
Apr 03	SOUTHEAST MISSOURI	3	121	40.3	41	0	1	1	0	1	1-2	47	0	4	237	59.2	2	0	
Apr 11	TENNESSEE TECH	5	171	34.2	55	1	0	0	1	2	2-2	36	0	8	396	49.5	1	0	
		35	1355	38.7	67	2	2	11	6	11	10-12	47	0	37	1720	46.5	4	2	
Opponents		37	1441	38.9	64	1	0	20	4	11	3-10	51	3	30	1476	49.2	7	1	

SKYHAWK STARTERS

GAME-BY-GAME STARTERS

Date	Opponent	QB	RB	WR	WR	FLEX	TE	LT	LG	C	RG	RT
2/28	at Murray State*	Bachus	Logan	Dowell	D. Williams	Horton	R. Williams	Shanahan	C. Jackson	Hatchie	Kirton	Olson
3/7	EASTERN ILLINOIS*	Bachus	Logan	Dowell	D. Williams	Horton	R. Williams	Shanahan	C. Jackson	Hatchie	Kirton	Olson
3/14	JACKSONVILLE STATE*	Bachus	Logan	Dowell	D. Williams	Horton	R. Williams	Shanahan	C. Jackson	Hatchie	Miller	Olson
3/21	at Austin Peay*	Bachus	Logan	Dowell	D. Williams	Wallace	Griglione	Shanahan	Reed	Hatchie	Birdyshaw	Olson
3/28	at Tennessee State*	Bachus	Logan	Dowell	D. Williams	Odom	R. Williams	Shanahan	Hatchie	Reed	Appleton	Olson
4/3	SOUTHEAST MISSOURI*	Bachus	Logan	Dowell	D. Williams	Odom	R. Williams	Shanahan	Floyd	Hatchie	Jackson	Olson
4/11	TENNESSEE TECH*	Bachus	Logan	Dowell	Butler	Odom	R. Williams	Shanahan	Floyd	Hatchie	Jackson	Birdyshaw

Date	Opponent	JACK	DT	NT	DE	LB	LB	DB	DB	S	S	S
2/28	at Murray State*	Davis	Pickett	Bowdry	DuBose	Ford	Stephens	C. Jackson	Woods	Akins	T. Young	Sims
3/7	EASTERN ILLINOIS*	Landers	Pickett	Bowdry	DuBose	Ford	Stephens	C. Jackson	Woods	Akins	T. Young	Sims
3/14	JACKSONVILLE STATE*	Moton	Pickett	Bowdry	DuBose	Ford	Stephens	C. Jackson	Woods	Akins	T. Young	Sims
3/21	at Austin Peay*	Evans	Harmon	Bowdry	DuBose	Ford	Stephens	C. Jackson	Woods	Moton	T. Young	Sims
3/28	at Tennessee State*	Landers	Harmon	Bowdry	DuBose	Ford	Stephens	C. Jackson	Woods	Akins	T. Young	Sims
4/3	SOUTHEAST MISSOURI*	Landers	Harmon	Bowdry	DuBose	Ford	Stephens	Baker	Woods	Akins	T. Young	Sims
4/11	TENNESSEE TECH*	Landers	Harmon	Bowdry	DuBose	Ford	Stephens	Baker	Woods	Akins	T. Young	Sims

GAME-BY-GAME PARTICIPATION

#	Name	GP/GS	MUR	EIU	JSU	AP	TSU	SEMO	TTU
25	ABDULLAH, Isaia	7/-	XXX	XXX	XXX	XXX	XXX	XXX	XXX
17	AKINS, JaQuez	7/6	START	START	START	XXX	START	START	START
87	APPLETON, Mitch	5/1	XXX	XXX	XXX	...	START	...	XXX
18	BACHUS, John	7/7	START	START	START	START	START	START	START
9	BAKER, Oshae	5/2	...	XXX	...	XXX	XXX	START	START
73	BIRDYSHAW, Cru	4/2	START	XXX	XXX	START
26	BOHANNA, Dazeri	4/-	...	XXX	XXX	XXX	XXX
95	BOWDRY, Kameron	7/7	START	START	START	START	START	START	START
84	BUTLER, Kevin	7/1	XXX	XXX	XXX	XXX	XXX	XXX	START
48	CLARK, Ryan	7/-	XXX	XXX	XXX	XXX	XXX	XXX	XXX
38	COOLEY, Jermain	7/-	XXX	XXX	XXX	XXX	XXX	XXX	XXX
91	DAVIS, Giovanni	7/1	START	XXX	XXX	XXX	XXX	XXX	XXX
99	DAVIS, Kenyonte	7/-	XXX	XXX	XXX	XXX	XXX	XXX	XXX
55	DAVIS, Reed	4/2	...	XXX	XXX	START	START
32	DINZEY, Kareem	4/-	XXX	XXX	XXX	XXX
94	DOTSON, Daylan	6/-	...	XXX	XXX	XXX	XXX	XXX	XXX
15	DOWELL, Colton	7/7	START	START	START	START	START	START	START
45	DUBOSE, David	7/7	START	START	START	START	START	START	START
12	EVANS, Carson	7/1	XXX	XXX	XXX	START	XXX	XXX	XXX
14	FISHER, Trey	1/-	XXX
71	FLOYD, Brandon	4/2	XXX	...	XXX	START	START
1D	FORD, John	7/7	START	START	START	START	START	START	START
37	GIBBS, Isaiah	5/-	...	XXX	XXX	XXX	XXX	...	XXX
88	GRIGLIONE, Rich	5/1	XXX	XXX	XXX	START	XXX
28	GUY, Vincent	4/-	...	XXX	XXX	XXX	XXX
8	HARMON, Korbin	7/4	XXX	XXX	XXX	START	START	START	START
54	HATCHIE, Mattha	7/7	START	START	START	START	START	START	START
83	HENLEY, Andrew	2/-	XXX	XXX
10	HORTON, Jeremy	5/2	START	START	XXX	XXX	XXX
39	HOWARD, Xiere	6/-	...	XXX	XXX	XXX	XXX	XXX	XXX
1H	HOWELL, Stewart	2/-	XXX	XXX
32	HUNTER, Chris	7/-	XXX	XXX	XXX	XXX	XXX	XXX	XXX
76	JACKSON, Chris	6/5	START	START	START	...	XXX	START	START
7	JACKSON, Chris	6/5	START	START	START	START	START	...	XXX

#	Name	GP/GS	MUR	EIU	JSU	AP	TSU	SEMO	TTU
65	KIRTON, Alex	2/2	START	START
24	LANDERS, Jamari	6/4	XXX	START	XXX	...	START	START	START
49	LARCO, Tyler	7/-	XXX	XXX	XXX	XXX	XXX	XXX	XXX
89	LAWRENCE, Dery	5/-	...	XXX	XXX	XXX	XXX	...	XXX
23	LOGAN, Peyton	7/7	START	START	START	START	START	START	START
19	LUCAS, Jack	5/-	...	XXX	XXX	XXX	XXX	...	XXX
43	McABEE, Chris	1/-	XXX
98	McNAIR, Traquan	7/-	XXX	XXX	XXX	XXX	XXX	XXX	XXX
68	MILLER, Malcolm	4/1	XXX	XXX	START	XXX
41	MINNIFEE, TJ	1/-	XXX
6	MOSS, AJ	6/-	XXX	XXX	XXX	XXX	XXX	...	XXX
22	MOTON, Wanya	6/2	XXX	...	START	START	XXX	XXX	XXX
67	NEEDHAM, Matthe	6/-	XXX	XXX	XXX	...	XXX	XXX	XXX
13	ODOM, Marquell	7/4	XXX	XXX	START	XXX	START	START	START
79	OLSON, Gavin	6/6	START	START	START	START	START	START	...
47	PICKETT, Austin	3/3	START	START	START
40	POWERS, Brock	7/-	XXX	XXX	XXX	XXX	XXX	XXX	XXX
20	PROSPERE, Antho	3/-	XXX	XXX	XXX
70	RICHARDS, Cade	3/-	XXX	...	XXX	...	XXX
80	ROBERTS, Zoe	2/-	XXX	XXX
66	SHANAHAN, Micha	7/7	START	START	START	START	START	START	START
35	SHIPP, Tevin	6/-	XXX	XXX	XXX	XXX	XXX	XXX	...
30	SIMS, Devin	7/7	START	START	START	START	START	START	START
44	SMITH, Malik	3/-	XXX	XXX	XXX
86	SNYDER, Tanner	7/-	XXX	XXX	XXX	XXX	XXX	XXX	XXX
31	STEPHENS, D'Car	7/7	START	START	START	START	START	START	START
21	WALLACE, Zak	7/1	XXX	XXX	XXX	START	XXX	XXX	XXX
36	WEIR, Shamari	1/-	XXX
11	WILLIAMS, Donne	6/6	START	START	START	START	START	START	...
2	WILLIAMS, Rodne	7/6	START	START	START	XXX	START	START	START
3	WINN, Dresser	4/-	XXX	XXX	XXX	XXX
4	WOODS, Jay	7/7	START	START	START	START	START	START	START
29	YOUNG, Lamarcus	6/-	XXX	XXX	XXX	XXX	...	XXX	XXX
3D	YOUNG, Takeem	7/7	START	START	START	START	START	START	START

GAME-BY-GAME BREAKDOWN

Game	FINAL SCORE	SCORE BY QUARTER	FIRST DOWNS	RUSHING	PASSING	OFFENSE	PUNTING	FUMBLES	PENALTY	THIRD	TOTAL
		1 2 3 4 OT	RU PA PN TOT	ATT YDS TD	C-A-I YDS TD	ATT YDS	NO-AVG	NO-LOST	NO-YDS	DOWNS	TOP
Murray State	L, 14-10	0 3 0 7 0	9 3 1 13	30 110 1	15-31-2 100 0	61 210	7-299	2-1	7-53	3-13	26:48
Eastern Illinois	W, 28-15	7 14 7 0 0	2 16 1 19	27 57 0	26-38-1 269 3	65 326	4-116	3-1	5-55	8-15	29:28
Jacksonville State	L, 37-20	10 0 3 7 0	2 13 5 20	20 29 1	24-43-0 252 1	63 281	5-188	2-2	8-95	3-12	25:44
Austin Peay	W, 37-34	7 13 7 10 0	7 12 3 22	36 77 1	24-44-0 285 3	80 362	7-301	0-0	5-25	8-20	37:46
Tennessee State	L, 26-24	7 0 0 17 0	5 15 1 21	20 54 1	27-47-3 306 2	67 360	4-159	2-0	7-75	5-14	27:46
Southeast Missouri	L, 21-16	0 3 7 6 16	5 14 3 22	38 95 0	26-45-1 275 2	83 370	3-121	2-2	5-62	5-16	38:01
Tennessee Tech	W, 40-7	13 7 17 3 40	7 15 0 22	31 109 1	29-39-0 327 4	70 436	5-171	0-0	2-25	8-15	34:44

LAST TIME IT HAPPENED...

- INDIVIDUAL -

Rushed for 100 yards -	109, Peyton Logan vs. Eastern Illinois, 10/19/19
Rushed for 200 yards -	234, Abou Toure at Murray State, 11/1/14
Rushed for 250+ yards -	272, Don Chapman at Southeast Missouri, 10/30/04
Had a 70-yard run -	79, Peyton Logan at Tennessee Tech, 10/12/19
Rushed for three TDs -	3, Abou Toure at Murray State, 11/1/14
Rushed for four TDs -	4, Brandyn Young vs. Eastern Illinois, 10/9/08
Passed for 300 yards -	306, John Bachus III at Tennessee State, 3/29/21
Passed for 400 yards -	420, Jarod Neal vs. Murray State, 10/24/15
Passed for 500 yards -	560, Derek Carr at Murray State, 10/13/12
Threw three TD passes -	3, John Bachus III at Austin Peay, 4/11/21
Threw five+ TD passes -	5, John Bachus III at Tennessee Tech, 10/12/19
Had 100 yards receiving -	105, Colton Dowell vs. Tennessee Tech, 4/11/21
Had 150 yards receiving -	198, Ben Axline vs. Austin Peay, 10/8/16
Had 200 yards receiving -	283, William Mackall vs. Troy State, 10/29/88
Had a 70-yard reception -	73, Colton Dowell at Tennessee Tech, 10/12/19
Caught three TD passes -	3, Jaylon Moore at No. 24 Austin Peay, 11/9/19
Returned onside kickoff for TD -	43, Tae Martin vs. Tennessee Tech, 9/24/16
Returned conventional kickoff for TD -	95, Peyton Logan at Eastern Kentucky, 10/21/17
Returned punt for TD -	65, Terry Williams vs. No. 18 Jacksonville State, 11/2/19
Returned punt at least 75 yards -	79, Londell Lee at Hawai'i, 9/10/16
Returned INT for TD -	50, John Ford vs. Eastern Illinois, 3/7/21
Returned a fumble for TD -	44, TJ Jefferson at Eastern Kentucky, 10/5/19
Made three+ FGs -	3, Tyler Larco at Austin Peay, 3/21/21
Made a 50-yard FG -	50, Ryan Courtright at No. 24 Austin Peay, 11/9/19
Punt 55 yards or longer -	58, Dresser Winn at Murray State, 2/28/21
Had 10-14 tackles -	10, Takeem Young vs. Southeast Missouri, 4/3/21
Had 15+ tackles -	15, James Gilleylen vs. Tennessee Tech, 11/10/18
Multi-Sacks -	1.5, Cecil Cherry at No. 24 Southeast Missouri, 10/26/19
Multi-Forced fumbles -	2, Kevin Prather, Jr. at No. 24 Eastern Illinois, 11/5/12
Multi-Interceptions -	2, Takeem Young vs. Tennessee Tech, 4/11/21

- TEAM -

Shutout an opponent -	24-0 at Tennessee Tech, 11/18/18
Shutout consecutive opponents -	3 vs. Milliken, SEMO and Jacksonville State, 1967
Rushed for more than 300 yards -	364 vs. Eastern Kentucky, 10/29/16
Rushed for more than 400 yards -	402 at Murray State, 11/1/14
Passed for more than 300 yards -	327 vs. Tennessee Tech, 4/11/21
Passed for more than 400 yards -	420 vs. Murray State, 10/24/15
Passed for more than 500 yards -	560 at Murray State, 10/13/12
Had more than 500 yards total off. -	553 at Tennessee Tech, 10/12/19
Had more than 600 yards total off. -	661 vs. Murray State, 10/24/15
Scored 50 points -	55 at Tennessee Tech, 10/12/19
Scored 60 points -	84 vs. Bacone, 9/17/16
Scored 70 points -	84 vs. Bacone, 9/17/16
Failed to rush for 100 yards -	95 vs. Southeast Missouri, 4/3/21
Failed to pass for 100 yards -	67 at Tennessee Tech, 10/18/14
Held opponent to < 100 yards rushing -	43 vs. Tennessee Tech, 4/11/21
Held opponent to < 100 yards passing -	91 at Tennessee State, 3/29/21
Held opponent to < 100 yards total off. -	74 vs. Iowa Wesleyan, 9/3/09
Held opponent to < 200 yards total off. -	184 at Tennessee Tech, 11/18/18
Held opponent without a TD -	vs. Clarion, 8/31/17
Scored a safety -	at Tennessee State, 10/1/16 [Intentional Grounding Penalty]
Committed no turnovers -	at Austin Peay, 3/21/21
Forced opponent into five turnovers -	5 vs. Eastern Illinois, 10/28/17
Never had to punt -	at Tennessee State, 10/1/16
Blocked a punt -	AJ Moss at Tennessee State, 3/29/21
Returned blocked punt for TD -	Devonte Howard vs. No. 20 Tennessee State, 9/24/17
Blocked a field goal -	Oshae Baker vs. Tennessee Tech, 4/11/21
Returned blocked FG for TD -	87, Jordan Landry at Austin Peay, 10/17/15
Blocked two+ field goals -	2 vs. Tennessee State, 10/10/15
Blocked FGs in consecutive weeks -	1 at SEMO, 11/4/17; 1 vs. No. 2 Jacksonville St, 11/11/17
Blocked a PAT -	Daylan Dotson at Austin Peay, 3/21/21
Returned PAT for 2 pts -	Thad Williams vs. Eastern Illinois, 10/6/12
Scored 2-pt conversion -	Joe Hudson at No. 10 Jacksonville State, 11/3/18
Recovered on-side kick (kicking team) -	vs. Chattanooga, 9/15/18
Recovered on-side kick (receiving team) -	vs. Tennessee Tech, 9/24/16
Two w/ 100 yards rushing -	DJ McNeil/Trent Garland at Chattanooga, 8/29/13
Two w/ 100 yards passing -	Jarod Neal/Dylan Favre vs. Eastern Kentucky, 9/20/14
Two w/ 100 yards receiving -	Caylon Weathers/William Tanner at Eastern Kentucky, 11/7/15
Won OT game -	vs. Tennessee Tech (W, 30-23 OT), 10/4/03
Lost OT game -	at Eastern Illinois (L, 24-21 OT), 10/20/18
Rallied from down 14 to win -	Down 14 (3x in one game) vs. Murray State, 10/24/15
Beat ranked FCS opponent -	vs. No. 18 Jacksonville State, 11/2/19
Beat FCS team ranked in top 15 -	at No. 15 Chattanooga, 9/16/17
Beat FBS opponent -	at Memphis (20-17), 9/1/12
Last time ranked in the STATS Top 25 -	No. 18, 9/23/17
Last time ranked in the Coaches Poll Top 25 -	No. 21, 9/23/17

- INDIVIDUAL -

Rushed for 100 yards -	134, Devon Starling at Tennessee State, 3/29/21
Rushed for 200 yards -	207, Arkee Whitlock at Southern Illinois, 11/25/06
Rushed for 250+ yards -	298, Kory Chapman at Jacksonville State, 10/11/03
Had a 70-yard run -	70, Eugene Brazley at Ole Miss, 9/5/15
Rushed for three TDs -	3, Kentel Williams at No. 24 Austin Peay, 11/9/19
Rushed for four TDs -	5, Alex Collins at Arkansas, 10/31/15
Passed for 300 yards -	305, Draylen Ellis at Austin Peay, 3/21/21
Passed for 400 yards -	489, Shea Patterson at Ole Miss, 9/9/17
Passed for 500 yards -	537, Casey Brockman at Murray State, 10/13/12
Threw three TD passes -	3, Draylen Ellis at Austin Peay, 3/21/21
Threw five+ TD passes -	5, Brent Stockstill at Middle Tennessee, 9/8/18
Had 100 yards receiving -	101, Quinton Cross vs. Tennessee Tech, 4/11/21
Had 150 yards receiving -	171, Emanuel Hall at Missouri, 9/1/18
Had 200 yards receiving -	225, Adam Drake vs. Eastern Illinois, 11/23/13
Had a 70-yard reception -	83, Dequan Dallas at Murray State, 2/28/21
Caught three TD passes -	3, Marcus Kemp at Hawai'i, 9/10/16
Returned onside kickoff for TD -	N/A
Returned conventional kickoff for TD -	96, DeVon Johnson vs. No. 20 Tennessee State, 9/24/17
Returned punt for TD -	35, Wayne Parks at Middle Tennessee, 9/8/18
Returned punt at least 75 yards -	91, Dontrell Johnson at Murray State, 9/25/10
Returned INT for TD -	32, Omarkrick Douglas at No. 24 Southeast Missouri, 10/26/19
Returned a fumble for TD -	51, Raymond Crittenden vs. Eastern Illinois, 10/19/19
Made three+ FGs -	3, Nick Madonia vs. Tennessee Tech, 9/24/16
Made a 50-yard FG -	51, Antonio Zita at Tennessee State, 3/29/21
Punt 55 yards or longer -	58, Kaleb Mosley vs. Tennessee State, 11/16/19
Had 10-14 tackles -	10, Wesley Bush at Middle Tennessee, 9/8/18
Had 15+ tackles -	15, Marcus McMeans vs. Tennessee Tech, 4/11/21
Multi-Sacks -	1.5, Josh Avery at No. 24 Southeast Missouri, 10/26/19
Multi-Forced fumbles -	N/A
Multi-Interceptions -	2, BJ Clay at Georgia State, 10/22/16

- TEAM -

Shutout an opponent -	45-0 at No. 11 Florida, 9/7/19
Shutout consecutive opponents -	2, at Eastern Kentucky and Samford, 1993
Rushed for more than 300 yards -	338, at Ole Miss, 9/5/15
Rushed for more than 400 yards -	at Jacksonville State, 10/11/03
Passed for more than 300 yards -	313 at Eastern Kentucky, 10/5/19
Passed for more than 400 yards -	489, at Ole Miss, 9/9/17
Passed for more than 500 yards -	501, vs. Eastern Illinois, 11/23/13
Had more than 500 yards total off. -	543 at No. 11 Florida, 9/7/19
Had more than 600 yards total off. -	662, at Ole Miss, 9/5/15
Scored 50 points -	63 at Arkansas, 10/31/15
Scored 60 points -	63 at Arkansas, 10/31/15
Scored 70 points -	76 at Ole Miss, 9/5/15
Failed to rush for 100 yards -	85 at No. 24 Southeast Missouri, 10/26/19
Failed to pass for 100 yards -	91 at Tennessee State, 3/29/21
Held Skyhawks to fewer than 100 yards rushing -	95 vs. Southeast Missouri, 4/3/21
Held Skyhawks to fewer than 100 yards passing -	67 at Tennessee State, 10/18/14
Held Skyhawks without a TD -	at No. 11 Florida, 9/7/19
Scored a safety -	vs. Eastern Illinois (Blocked Punt through endzone), 3/7/21
Committed no turnovers -	0 at Tennessee State, 3/29/21
Forced opponent into five turnovers -	5 at Kentucky, 8/30/14
Never had to punt -	at Tennessee Tech, 11/21/02
Blocked a punt -	DeAirious Smith vs. Eastern Illinois, 3/7/21
Returned blocked punt for TD -	0, Taylor Lanigan vs. Murray State, 9/25/10
Blocked a field goal -	Omarkrick Douglas at No. 24 Southeast Missouri, 10/26/19
Blocked a PAT -	Robert Knowles vs. Eastern Kentucky, 9/29/12
Attempted 2-pt conversion -	vs. Eastern Illinois, 3/7/21
Rallied from down 14 to win -	14 at Southern Illinois, 9/14/19

OHIO VALLEY CONFERENCE



OVC WEEKLY AWARDS

OVC OFFENSIVE PLAYER OF THE WEEK

Date	Player	Team
Feb. 23	David Gist	Tennessee Tech
March 2	Brian Snead	Austin Peay
March 9	Zion Webb	Jacksonville State
March 16	Draylen Ellis	Austin Peay
March 23	Draylen Ellis	Austin Peay
March 30	Zack Smith	Southeast Missouri
April 6	Zion Webb	Jacksonville State
April 13	Zion Webb	Jacksonville State

OVC DEFENSIVE PLAYER OF THE WEEK

Date	Player	Team
Feb. 23	Seth Carlisle	Tennessee Tech
March 2	Jack McDonald	Austin Peay
	Nicario Harper	Jacksonville State
March 9	Marcis Floyd	Murray State
March 16	Elijah Culp	Austin Peay
	Eric Samuta	Murray State
March 23	Jason Johnson	Eastern Illinois
March 30	Kam Ruffin	Austin Peay
April 6	Bryant Pirtle	Southeast Missouri
April 13	Takeem Young	UT Martin

OVC SPECIALIST OF THE WEEK

Date	Player	Team
Feb. 23	Hayden Olsen	Tennessee Tech
March 2	Dresser Winn	UT Martin
March 9	Antonio Zita	Tennessee State
March 16	Antonio Zita	Tennessee State
March 23	Tyler Larco	UT Martin
March 30	Aaron Baum	Murray State
April 6	Grant Paulette	Austin Peay
April 13	Tyler Larco	UT Martin
	Zack Smith	Southeast Missouri

OVC NEWCOMER OF THE WEEK

Date	Player	Team
Feb. 23	Draylen Ellis	Austin Peay
March 2	Brian Snead	Austin Peay
March 9	Damonta Witherspoon	Murray State
March 16	Draylen Ellis	Austin Peay
March 23	Draylen Ellis	Austin Peay
March 30	Jordan Smith	Eastern Illinois
	Devon Starling	Tennessee State
April 6	Draylen Ellis	Austin Peay
April 13	Nicario Harper	Jacksonville State
	Devon Starling	Tennessee State



OVC PREDICTED ORDER

1.	Austin Peay	128
2.	Jacksonville State	102
3.	UT Martin	97
4.	Southeast Missouri	90
5.	Eastern Kentucky*	83
6.	Tennessee Tech	57
7.	Murray State	35
8.	Tennessee State	33
9.	Eastern Illinois	23

*Eastern Kentucky opted out of OVC play



OVC STANDINGS

SCHOOL	CONF	OVERALL	PCT.	HOME	AWAY	NEUTRAL	STREAK
Jacksonville State	6-1	10-3	0.769	4-2	6-1	0-0	L1
Murray State	5-2	5-2	0.714	3-1	2-1	0-0	L2
Austin Peay	4-2	4-5	0.444	2-1	2-3	0-1	W2
Southeast Missouri	4-3	4-4	0.500	1-2	3-2	0-0	W3
UT Martin	3-4	3-4	0.429	2-2	1-2	0-0	W1
Tennessee State	2-5	2-5	0.286	2-2	0-3	0-0	L2
Tennessee Tech	2-5	2-5	0.286	2-1	0-4	0-0	L1
Eastern Illinois	1-5	1-5	0.167	1-2	0-3	0-0	L2
Eastern Kentucky	0-0	3-6	0.333	2-2	1-4	0-0	W1



POSTSEASON ALL-OVC

OVC Offensive Player of the Year

DeAngelo Wilson (WR), Austin Peay

OVC Defensive Player of the Year

Nicario Harper (SAF), Jacksonville State

OVC Co-Freshman of the Year

Draylen Ellis (QB), Austin Peay
Devon Starling (RB), Tennessee State

Roy Kidd OVC Coach of the Year

Dean Hood, Murray State

FIRST-TEAM OFFENSE

Player	School	Pos.
Zion Webb	Jacksonville State	QB
Devon Starling	Tennessee State	RB
Geno Hess	Southeast Missouri	RB
Benjamin Johnson	Tennessee State	FB
DeAngelo Wilson	Austin Peay	WR
Colton Dowell	UT Martin	WR
LaMarte Brooks	Murray State	WR
Zack Smith	Southeast Missouri	WR
Trae Barry	Jacksonville State	TE
Tylan Grable	Jacksonville State	OT
Jaden Rosenthal	Southeast Missouri	OG
Levi Nesler	Murray State	OC
Cam Hill	Jacksonville State	OG
Bucky Williams	Austin Peay	OT
Cam Durlay	Tennessee State	OT
Jacob Vance	Murray State	OT

FIRST-TEAM DEFENSE

Player	School	Pos.
DJ Coleman	Jacksonville State	DE
Davon Hawkins	Tennessee State	DT
Bryson Donnell	Southeast Missouri	DT
Chris Tucker	Tennessee Tech	DE
Jaylen Swain	Jacksonville State	OLB
Eric Samuta	Murray State	ILB
Jason Johnson	Eastern Illinois	ILB
Jack McDonald	Austin Peay	ILB
Scotty Humpich	Murray State	OLB
Marcis Floyd	Murray State	CB
Nicario Harper	Jacksonville State	SAF
Deven Sims	UT Martin	SAF
Jay Woods	UT Martin	CB
Kordell Jackson	Austin Peay	NICK

FIRST-TEAM SPECIALISTS

Player	School	Pos.
Antonio Zita	Tennessee State	K
Zach Haynes	Southeast Missouri	P
Michael Pettway	Jacksonville State	KR
Malik Honeycutt	Murray State	PR

SECOND-TEAM OFFENSE

Player	School	Pos.
Preston Rice	Murray State	QB
Damonta Witherspoon	Murray State	RB
Josh Samuel	Jacksonville State	RB
Cam Wyche	Tennessee State	WR
Donnell Williams	UT Martin	WR
Jacob Bell	Murray State	WR
Ahmad Edwards	Jacksonville State	WR
Rodney Williams II	UT Martin	TE
Shyron Rodgers	Southeast Missouri	OC
Matthan Hatchie	UT Martin	OC
Zack Cangelosi	Jacksonville State	OC
Colby McKee	Austin Peay	OG
Robert Holmes	Austin Peay	OT
Mike Rhoades	Tennessee Tech	OG
Seth Johnson	Austin Peay	OG

SECOND-TEAM DEFENSE

Player	School	Pos.
Umstead Sanders	Jacksonville State	DE
Izaiah Reed	Murray State	DT
Lemuel Gordon	Jacksonville State	DT
Ethan Edmondson	Murray State	DE
James Green	Tennessee State	OLB
Marshall Clark	Jacksonville State	ILB
Alec Long	Murray State	ILB
Markail Benton	Jacksonville State	ILB
Omar Douglas	Southeast Missouri	OLB
Mark Williams	Eastern Illinois	CB
Josh Green	Tennessee State	SAF
Josh Reliford	Tennessee Tech	SAF
Jaquez Payton	Jacksonville State	CB
JaQuez Akins	UT Martin	NICK

SECOND-TEAM SPECIALISTS

Player	School	Pos.
Tyler Larco	UT Martin	K
Kaleb Mosley	Tennessee State	P
Matt Judd	Eastern Illinois	KR
Shabari Davis	Southeast Missouri	PR

ALL-NEWCOMER TEAM

Player	School	Pos.
Draylen Ellis	Austin Peay	QB
Brian Snead	Austin Peay	RB
Nicario Harper	Jacksonville State	SAF
Jaylen Swain	Jacksonville State	OLB
Josh Samuel	Jacksonville State	RB
Damonta Witherspoon	Murray State	RB
Ethan Edmondson	Murray State	DE
Davon Hawkins	Tennessee State	DT
Devon Starling	Tennessee State	RB
Cam Wyche	Tennessee State	WR
Jyron Gilmore	Tennessee Tech	CB



UT MARTIN (0-1, 0-1)
SKYHAWKS

MURRAY STATE (1-0, 1-0)
RACERS

	UTM	MSU	0	3	0	7
FINAL			7	0	0	7



UT MARTIN (1-1, 1-1 OVC)
SKYHAWKS

EASTERN ILLINOIS (0-2, 0-2 OVC)
PANTHERS

	UTM	EIU	7	14	7	0
FINAL			0	7	0	8

Game 1: UT Martin at Murray State

Stewart Stadium • Murray, Ky.

Sunday, Feb. 28 • 2 p.m.

MURRAY STATE AT A GLANCE

UT Martin struggled to generate much offensively, scratching out a 34-yard field goal late in the first half by Tyler Larco. Following a two hour and 17 minute severe weather delay, the Skyhawks would score a touchdown on a one-yard scamper by Dresser Winn with less than a minute to play in the contest but would never hold a lead in the season-opener, falling to Murray State 14-10.

	UTM	MSU
Score	10	14
FIRST DOWNS	13	16
RUSHES-YARDS (NET)	30-110	45-176
PASSING YDS (NET)	100	152
Passes Att-Comp-Int	31-15-2	22-10-0
TOTAL OFFENSE PLAYS-YARDS	61-210	67-328
Fumble Returns-Yards	0-0	0-0
Punt Returns-Yards	0-0	2-2
Kickoff Returns-Yards	2-2	1-10
Interception Returns-Yards	0-0	2-7
Punts (Number-Avg)	7-42.7	7-38.7
Fumbles-Lost	2-1	1-1
Penalties-Yards	7-53	7-42
Possession Time	26:48	33:12
Third-Down Conversions	3 of 13	6 of 17
Fourth-Down Conversions	1 of 2	0 of 1
Red-Zone Scores-Chances	2-3	1-2

UT Martin

Rushing	No.	Gain	Loss	Net	TD	Lg	Avg
LOGAN, Peyton	15	93	2	91	0	34	6.1
WINN, Dresser	3	28	9	19	1	27	6.3
WALLACE, Zak	3	6	0	6	0	6	2.0
ODOM, Marquell	1	5	0	5	0	5	5.0

Passing	C-A-I	Yds	TD	Long	Sack
BACHUS, John	13-26-2	81	0	15	2
WINN, Dresser	2-5-0	19	0	11	1

Receiving	No.	Yards	TD	Long
DOWELL, Colton	7	61	0	15
LOGAN, Peyton	6	36	0	9
HORTON, Jeremy	1	3	0	3
WILLIAMS, Rodney	1	0	0	0

Punting	No.	Yds	Avg	Long	In20	TB
WINN, Dresser	7	299	42.7	58	3	0

Punt Returns	No.	Yards	TD	Long

Kick Returns	No.	Yards	TD	Long
LOGAN, Peyton	1	2	0	2
DOWELL, Colton	1	0	0	0

Tackles	UA-A	Total	Sacks	TFL
SIMS, Deven	5-2	7	0.0	1.0
FORD, John	4-3	7	0.0	0.0
AKINS, JaQuez	5-1	6	0.0	2.0
WOODS, Jay	4-2	6	0.0	0.0

Murray St.

Rushing	No.	Gain	Loss	Net	TD	Lg	Avg
Witherspoon, Dam	14	99	10	89	0	26	6.4
Rice, Preston	11	52	5	47	1	18	4.3
Castille, Rodney	15	40	6	34	0	12	2.3
Brooks, LaMartez	1	5	0	5	0	5	5.0

Passing	C-A-I	Yds	TD	Long	Sack
Rice, Preston	9-21-0	155	1	83	1
Williams, DJ	1-1-0	-3	0	0	0

Receiving	No.	Yards	TD	Long
Brooks, LaMartez	4	27	0	8
Dallas, Dequan	2	111	1	83
Castille, Rodney	2	-1	0	2
Honeycutt, Malik	1	9	0	9

Punting	No.	Yds	Avg	Long	In20	TB
Baum, Aaron	5	192	38.4	64	1	0
Halton, Louis	2	79	39.5	46	1	0

Punt Returns	No.	Yards	TD	Long
Honeycutt, Malik	2	-2	0	0

Kick Returns	No.	Yards	TD	Long
Turner, Quinaz	1	10	0	10

Tackles	UA-A	Total	Sacks	TFL
Long, Alec	6-2	8	0.0	0.0
Carothers, Tay	6-0	6	0.0	0.0
Parker, Don	4-1	5	1.0	2.0
Turner, Quinaz	4-0	4	0.0	0.0

Qtr	Time	Scoring Play	V-H
1st	07:28	MSU - Dallas, Dequan 83 yd pass from Rice, Preston (Webber, Zaden kick), 1-83 0:10	0 - 7
2nd	02:54	UTM - LARCO, Tyler 34 yd field goal, 13-39 7:18	3 - 7
4th	04:11	MSU - Rice, Preston 2 yd run (Webber, Zaden kick), 9-65 4:47	3 - 14
	00:59	UTM - WINN, Dresser 1 yd run (LARCO, Tyler kick), 6-58 1:14	10 - 14

Game 2: UT Martin vs. Eastern Illinois

Graham Stadium • Martin, Tenn.

Sunday, March 7 • 1 p.m.

EASTERN ILLINOIS AT A GLANCE

The Skyhawks jumped out to an early lead, scoring the first 21 points of the game. John Bachus III threw for three touchdowns in the contest finding Rodney Williams II and Donnell Williams for big afternoons where they combined for 12 receptions, 161 yards and three touchdowns. Junior John Ford also tallied his first career interception and returned it 50 yards for a touchdown.

	EIU	UTM
Score	15	28
FIRST DOWNS	17	19
RUSHES-YARDS (NET)	25-59	27-57
PASSING YDS (NET)	279	269
Passes Att-Comp-Int	49-26-1	38-26-1
TOTAL OFFENSE PLAYS-YARDS	74-338	65-326
Fumble Returns-Yards	0-0	0-0
Punt Returns-Yards	1-23	1-2
Kickoff Returns-Yards	4-108	1-5
Interception Returns-Yards	1-0	1-50
Punts (Number-Avg)	3-43.0	4-29.0
Fumbles-Lost	0-0	3-1
Penalties-Yards	5-40	5-55
Possession Time	30:32	29:28
Third-Down Conversions	4 of 17	8 of 15
Fourth-Down Conversions	3 of 8	0 of 1
Red-Zone Scores-Chances	1-2	2-3

Eastern Illinois

Rushing	No.	Gain	Loss	Net	TD	Lg	Avg
BENEFIELD, J	13	47	18	29	0	18	2.2
SMITH, Jordan	9	28	4	24	0	10	2.7
WOODBERRY, Harry	3	13	7	6	0	10	2.0

Passing	C-A-I	Yds	TD	Long	Sack
WOODBERRY, Harry	26-49-1	279	2	45	1

Receiving	No.	Yards	TD	Long
JUDD, Matt	5	73	1	26
COOKS, DeWayne	5	67	1	45
HAMILTON, Tyler	5	35	0	21
BENEFIELD, J	3	19	0	10

Punting	No.	Yds	Avg	Long	In20	TB
GALLOWAY, Stone	3	129	43.0	53	1	0

Punt Returns	No.	Yards	TD	Long
SMITH, DeArius	1	23	0	0

Kick Returns	No.	Yards	TD	Long
JUDD, Matt	3	98	0	53
BENEFIELD, J	1	10	0	10

Tackles	UA-A	Total	Sacks	TFL
JOHNSON, Jason	3-5	8	0.0	1.5
SHOCKEY, A.	1-7	8	0.0	0.0
ROSS, JJ	4-2	6	0.0	0.0
CRITTENDEN, Ray	3-3	6	0.0	1.0

UT Martin

Rushing	No.	Gain	Loss	Net	TD	Lg	Avg
LOGAN, Peyton	13	45	4	41	0	8	3.2
YOUNG, Lamarus	3	18	2	16	0	13	5.3
BACHUS, John	3	11	1	10	0	7	3.3
WINN, Dresser	2	1	3	-2	0	1	-1.0

Passing	C-A-I	Yds	TD	Long	Sack
BACHUS, John	24-36-1	259	3	25	0
WINN, Dresser	2-2-0	10	0	8	0

Receiving	No.	Yards	TD	Long
WILLIAMS, Rodney	8	95	2	21
DOWELL, Colton	6	45	0	16
WILLIAMS, Donnell	4	66	1	25
LOGAN, Peyton	4	15	0	6

Punting	No.	Yds	Avg	Long	In20	TB
WINN, Dresser	3	116	38.7	44	1	1
TEAM	1	0	0.0	0	0	0

Punt Returns	No.	Yards	TD	Long
ODOM, Marquell	1	2	0	2

Kick Returns	No.	Yards	TD	Long
HUNTER, Chris	1	5	0	5

Tackles	UA-A	Total	Sacks	TFL
SIMS, Deven	3-6	9	0.0	0.5
JACKSON, Chishun	3-6	9	0.0	1.0
STEPHENS, D'Carrio	6-0	6	0.0	1.0
YOUNG, Takeem	4-2	6	0.0	2.0

Qtr	Time	Scoring Play	V-H
1st	03:02	UTM - WILLIAMS, Rodney 21 yd pass from BACHUS, John (LARCO, Tyler kick), 6-72 2:16	0 - 7
2nd	09:07	UTM - WILLIAMS, Donnell 16 yd pass from BACHUS, John (LARCO, Tyler kick), 9-65 3:48	0 - 14
	08:11	UTM - FORD, John 50 yd interception return (LARCO, Tyler kick)	0 - 21
	02:11	EIU - JUDD, Matt 6 yd pass from WOODBERRY, Harry (GALLOWAY, Stone kick), 11-35 5:51	7 - 21
3rd	08:36	UTM - WILLIAMS, Rodney 15 yd pass from BACHUS, John (LARCO, Tyler kick), 13-75 6:24	7 - 28
4th	14:14	EIU - COOKS, DeWayne 45 yd pass from WOODBERRY, Harry (WOODBERRY, Harry pass failed), 5-64 2:16	13 - 28
	12:04	EIU - TEAM safety	15 - 28



UT MARTIN (1-2, 1-2 OVC) **SKYHAWKS** VS JACKSONVILLE STATE (6-1, 3-0 OVC) **#10 GAMECOCKS**

	UTM	10	0	3	7
FINAL	JSU	0	20	7	10

Game 3: UT Martin vs. #10 Jacksonville State

Graham Stadium • Martin, Tenn.

Sunday, March 14 • 1 p.m.

JACKSONVILLE STATE AT A GLANCE

UT Martin scored the first 10 points of the contest before allowing No. 10 Jacksonville State to score 27 unanswered points and pull away late for a 37-20 victory. The Skyhawks tallied just 29 rushing yards, recording the second straight game with less than 100-rushing yards. Senior receiving Donnell Williams tallied his first 100-yard receiving performance with seven catches for 108 yards. Freshman Tyler Larco booted a pair of 21-yard field goals.

	JSU	UTM
Score	37	20
FIRST DOWNS	23	20
RUSHES-YARDS (NET)	53-212	20-29
PASSING YDS (NET)	215	252
Passes Att-Comp-Int	20-11-0	43-24-0
TOTAL OFFENSE PLAYS-YARDS	73-427	63-281
Fumble Returns-Yards	0-0	0-0
Punt Returns-Yards	1-2	0-0
Kickoff Returns-Yards	4-51	3-51
Interception Returns-Yards	0-0	0-0
Punts (Number-Avg)	4-42.0	5-37.6
Fumbles-Lost	1-1	2-2
Penalties-Yards	12-129	9-95
Possession Time	34:16	25:44
Third-Down Conversions	7 of 14	3 of 12
Fourth-Down Conversions	0 of 0	0 of 0
Red-Zone Scores-Chances	5-6	4-5

Jacksonville State

Rushing	No.	Gain	Loss	Net	TD	Lg	Avg
JACKSON, Pat	18	96	9	87	0	17	4.8
WEST, Uriah	14	71	0	71	1	19	5.1
SAMUEL, Josh	9	37	0	37	1	10	4.1
PETTWAY, Mike	1	7	0	7	0	7	7.0

Passing	C-A-I	Yds	TD	Long	Sack
WEBB, Zion	11-20-0	215	3	67	2

Receiving	No.	Yards	TD	Long
RUSSELL, Dave	5	107	1	67
EDWARDS, Ahmad	1	39	1	39
MONTGOMERY, Isai	1	30	0	30
PETTWAY, Mike	1	14	1	14

Punting	No.	Yds	Avg	Long	In20	TB
DAWSON, Jack	4	168	42.0	44	2	0

Punt Returns	No.	Yards	TD	Long
CHARLESTON, Quan	1	-2	0	0

Kick Returns	No.	Yards	TD	Long
COLEMAN, DJ	2	0	0	0
WEST, Uriah	1	15	0	15

Tackles	UA-A	Total	Sacks	TFL
HARRIS, Jeremiah	2-7	9	0.0	0.5
CLARK, Marshall	1-8	9	0.0	0.5
JOINER, Darius	3-5	8	0.0	0.0
BENTON, Markail	2-3	5	0.0	0.5

Qtr	Time	Scoring Play	V-H
1st	12:23	UTM - LARCO, Tyler 21 yd field goal, 5-23 1:58	0 - 3
	02:52	UTM - BACHUS, John 1 yd run (LARCO, Tyler kick), 12-95 6:17	0 - 10
2nd	10:53	JSU - SAMUEL, Josh 4 yd run (KARAJIC, Alen kick), 2-7 0:31	7 - 10
	03:48	JSU - RUSSELL, Dave 6 yd pass from WEBB, Zion (KARAJIC, Alen kick), 11-60 5:11	14 - 10
	01:34	JSU - EDWARDS, Ahmad 39 yd pass from WEBB, Zion (KARAJIC, Alen kick block), 3-63 0:21	20 - 10
3rd	06:31	JSU - PETTWAY, Mike 14 yd pass from WEBB, Zion (KARAJIC, Alen kick), 9-79 3:36	27 - 10
	02:50	UTM - LARCO, Tyler 21 yd field goal, 10-76 3:35	27 - 13
4th	12:31	JSU - KARAJIC, Alen 25 yd field goal, 11-62 5:14	30 - 13
	09:30	UTM - DOWELL, Colton 15 yd pass from BACHUS, John (LARCO, Tyler kick), 9-75 3:01	30 - 20
	02:18	JSU - WEST, Uriah 5 yd run (KARAJIC, Alen kick), 12-65 7:19	37 - 20

Tackles	UA-A	Total	Sacks	TFL
SIMS, Deven	4-8	12	1.0	1.5
FORD, John	7-1	8	0.0	0.0
AKINS, JaQueez	3-4	7	0.0	0.0
YOUNG, Takeem	3-3	6	0.0	1.5



UT MARTIN (2-2, 2-2 OVC) **SKYHAWKS** VS AUSTIN PEAY (2-5, 2-2 OVC) **GOVERNORS**

	UTM	7	13	7	10
FINAL	APSU	7	13	14	0

Game 4: UT Martin at Austin Peay

Fortera Stadium • Clarksville, Tenn.

Sunday, March 21 • 2 p.m.

AUSTIN PEAY AT A GLANCE

The Skyhawks picked up their first win in Clarksville since 2015 on the steady leg of Tyler Larco who was perfect on the afternoon, booting three field goals from 30, 41 and most importantly 46 yards and time expired to lift UT Martin to a 37-34 victory over Austin Peay. The game was tied or the lead changed hands 11 times in the contest with Peyton Logan tallying his first touchdown of the season while John Bachus III contacted with three passing touchdowns to Rodney Williams II, Donnell Williams and Richie Griglione III.

	UTM	GOVERNOR
Score	37	34
FIRST DOWNS	22	20
RUSHES-YARDS (NET)	36-77	33-133
PASSING YDS (NET)	285	305
Passes Att-Comp-Int	44-24-0	31-16-0
TOTAL OFFENSE PLAYS-YARDS	80-362	64-438
Fumble Returns-Yards	0-0	0-0
Punt Returns-Yards	0-0	1-19
Kickoff Returns-Yards	2-46	0-0
Interception Returns-Yards	0-0	0-0
Punts (Number-Avg)	7-43.0	6-32.0
Fumbles-Lost	0-0	0-0
Penalties-Yards	5-25	6-55
Possession Time	37:46	22:14
Third-Down Conversions	8 of 20	5 of 13
Fourth-Down Conversions	2 of 2	0 of 2
Red-Zone Scores-Chances	5-5	2-2

UT Martin

Rushing	No.	Gain	Loss	Net	TD	Lg	Avg
LOGAN, Peyton	17	83	1	82	1	20	4.8
WALLACE, Zak	4	10	0	10	0	4	2.5
YOUNG, Lamaricus	8	12	7	5	0	4	0.6
WINN, Dresser	3	9	10	-1	0	7	-0.3

Passing	C-A-I	Yds	TD	Long	Sack
BACHUS, John	19-36-0	259	3	44	2
HOWELL, Stewart	3-4-0	25	0	12	1

Receiving	No.	Yards	TD	Long
DOWELL, Colton	6	77	0	36
ODOM, Marquell	6	34	0	11
WILLIAMS, Rodney	5	76	1	19
WILLIAMS, Donnell	3	85	1	44

Punting	No.	Yds	Avg	Long	In20	TB
WINN, Dresser	7	301	43.0	67	2	0

Punt Returns	No.	Yards	TD	Long
YOUNG, Lamaricus	1	26	0	26
LOGAN, Peyton	1	20	0	20

Kick Returns	No.	Yards	TD	Long
SIMS, Deven	5-3	8	0.0	1.0
FORD, John	2-6	8	0.0	0.5

Tackles	UA-A	Total	Sacks	TFL
SIMS, Deven	5-3	8	0.0	1.0
FORD, John	2-6	8	0.0	0.5

Austin Peay

Rushing	No.	Gain	Loss	Net	TD	Lg	Avg
Tanner, Ahmad	14	106	1	105	1	30	7.5
Evans, CJ	9	32	2	30	0	8	3.3
Harley, Baniko	1	0	0	0	0	0	0.0
Ellis, Draylen	9	30	32	-2	0	15	-0.2

Passing	C-A-I	Yds	TD	Long	Sack
Ellis, Draylen	16-31-0	305	4	51	3

Receiving	No.	Yards	TD	Long
Wilson, Deangelo	4	107	1	45
Minter, Eugene	4	97	2	51
Harley, Baniko	4	34	0	15
Evans, CJ	3	54	0	32

Punting	No.	Yds	Avg	Long	In20	TB
Rigney, Matthew	6	192	32.0	42	0	0

Punt Returns	No.	Yards	TD	Long
Harley, Baniko	1	19	0	19

Kick Returns	No.	Yards	TD	Long
Henderson, Troy	4-5	9	0.0	0.0
Gayle, Matthew	3-6	9	2.0	2.0


Tackles	UA-A	Total	Sacks	TFL
Henderson, Troy	4-5	9	0.0	0.0
Gayle, Matthew	3-6	9	2.0	2.0

Qtr	Time	Scoring Play	V-H
1st	02:04	UTM - LOGAN, Peyton 6 yd run (LARCO, Tyler kick), 6-62 3:21	7 - 0
	00:22	GOVERNOR - Minter, Eugene 51 yd pass from Ellis, Draylen (Deeds, Cole kick), 5-74 1:42	7 - 7
2nd	13:13	GOVERNOR - Parker, Jay 13 yd pass from Ellis, Draylen (Deeds, Cole kick), 6-58 1:32	7 - 14
	09:05	UTM - WILLIAMS, Donnell 16 yd pass from BACHUS, John (LARCO, Tyler kick), 10-75 4:08	14 - 14
	05:32	UTM - LARCO, Tyler 30 yd field goal, 5-45 2:19	17 - 14
	03:03	GOVERNOR - Minter, Eugene 27 yd pass from Ellis, Draylen (Deeds, Cole kick block), 7-72 2:29	17 - 20
	00:15	UTM - LARCO, Tyler 41 yd field goal, 11-51 2:48	20 - 20
3rd	13:51	GOVERNOR - Tanner, Ahmad 12 yd run (Deeds, Cole kick), 5-66 1:09	20 - 27
	06:50	UTM - WILLIAMS, Rodney 19 yd pass from BACHUS, John (LARCO, Tyler kick), 9-61 4:22	27 - 27
	06:18	GOVERNOR - Wilson, Deangelo 45 yd pass from Ellis, Draylen (Deeds, Cole kick), 2-75 0:32	27 - 34
4th	07:12	UTM - GRIGLIONE, Richie 3 yd pass from BACHUS, John (LARCO, Tyler kick), 7-49 2:25	34 - 34
	00:00	UTM - LARCO, Tyler 46 yd field goal, 11-41 5:55	37 - 34



UT MARTIN (2-3, 2-3 OVC) VS TENNESSEE STATE (2-3, 2-3 OVC)
SKYHAWKS VS **TIGERS**

FINAL				
UTM	7	0	0	17
TSU	17	6	3	0



UT MARTIN (2-4, 2-4 OVC) VS SOUTHEAST MISSOURI (3-4, 3-3 OVC)
SKYHAWKS VS **REDHAWKS**

FINAL				
UTM	0	3	7	6
SEMO	7	0	14	0

Game 5: UT Martin at Tennessee State

Hale Stadium • Nashville, Tenn.

Sunday, March 28 • 2 p.m.

TENNESSEE STATE AT A GLANCE

UT Martin fell behind in the first half before stringing together a big fourth quarter comeback. The Skyhawks ran out of time in a contest in which the team tallied 176 of their 360 yards of total offense in the fourth quarter while scoring 17 of the team's 24 points. The team would have a chance to tie the game in the final minutes following a touchdown but the Skyhawks two-point conversion attempt would be unsuccessful.

	UTM	TSU
Score	24	26
FIRST DOWNS	21	18
RUSHES-YARDS (NET)	20-54	47-204
PASSING YDS (NET)	306	91
Passes Att-Comp-Int	47-27-3	16-9-0
TOTAL OFFENSE PLAYS-YARDS	67-360	63-295
Fumble Returns-Yards	0-0	0-0
Punt Returns-Yards	0-0	1-5
Kickoff Returns-Yards	0-0	0-0
Interception Returns-Yards	0-0	3-10
Punts (Number-Avg)	4-39.8	5-36.4
Fumbles-Lost	2-0	1-0
Penalties-Yards	7-75	3-30
Possession Time	27:46	32:14
Third-Down Conversions	5 of 14	3 of 13
Fourth-Down Conversions	2 of 3	0 of 0
Red-Zone Scores-Chances	3-3	2-3

UT Martin

Rushing	No.	Gain	Loss	Net	TD	Lg	Avg
LOGAN, Peyton	10	44	0	44	1	10	4.4
WALLACE, Zak	3	16	8	8	0	16	2.7
BACHUS, John	7	18	16	2	0	10	0.3

Passing	C-A-I	Yds	TD	Long	Sack
BACHUS, John	27-47-3	306	2	37	3

Receiving	No.	Yards	TD	Long
WILLIAMS, Donnell	9	85	1	23
LOGAN, Peyton	5	64	0	30
ODOM, Marqwell	5	43	0	28
WILLIAMS, Rodney	4	31	1	21

Punting	No.	Yds	Avg	Long	In20	TB
LARCO, Tyler	4	159	39.8	47	2	0

Punt Returns	No.	Yards	TD	Long
--------------	-----	-------	----	------

Kick Returns	No.	Yards	TD	Long
--------------	-----	-------	----	------

Tackles	UA-A	Total	Sacks	TFL
SIMS, Deven	6-4	10	0.0	0.5
HARMON, Korbin	3-3	6	0.5	3.5
STEPHENS, D'Carrio	3-3	6	0.0	2.5
BOWDRY, Kamaron	2-4	6	0.0	0.5

Tennessee State

Rushing	No.	Gain	Loss	Net	TD	Lg	Avg
STARLING, Devon	26	148	14	134	1	65	5.2
BRYANT, Deveon	3	40	0	40	1	32	13.3
ROUSE, Jalen	6	21	8	13	0	10	2.2
CURTIS, Sabree	2	6	1	5	1	6	2.5

Passing	C-A-I	Yds	TD	Long	Sack
GREEN, Isaiah	7-11-0	91	0	26	1
BRYANT, Deveon	2-5-0	0	0	0	0

Receiving	No.	Yards	TD	Long
WYCHE, Cam	3	57	0	26
JOHNSON, Dayron	3	23	0	16
WATKINS, Cedric	1	7	0	7
TRUEHEART, Josh	1	4	0	4

Punting	No.	Yds	Avg	Long	In20	TB
MOSLEY, Kaleb	4	151	37.8	48	2	0
TEAM	1	31	31.0	31	0	0

Punt Returns	No.	Yards	TD	Long
JOHNSON, Dayron	1	-5	0	0

Kick Returns	No.	Yards	TD	Long
--------------	-----	-------	----	------

Tackles	UA-A	Total	Sacks	TFL
HOLLIS, Fondren	8-2	10	0.0	0.0
GARLINGTON, K.	2-4	6	0.0	0.0
GREEN, James	2-4	6	0.0	0.0
HARPER, Nick	5-0	5	0.0	1.0

Qtr	Time	Scoring Play	V-H
1st	06:29	TSU - CURTIS, Sabree 6 yd run (ZITA, Antonio kick), 8-58 3:58	0 - 7
	04:44	UTM - WILLIAMS, Donnell 23 yd pass from BACHUS, John (LARCO, Tyler kick), 4-75 1:45	7 - 7
	02:24	TSU - BRYANT, Deveon 32 yd run (ZITA, Antonio kick), 5-62 2:17	7 - 14
	00:57	UTM - ZITA, Antonio 51 yd field goal, 4-2 1:17	7 - 17
2nd	01:58	TSU - STARLING, Devon 65 yd run (ZITA, Antonio kick failed), 2-65 0:31	7 - 23
3rd	09:31	TSU - ZITA, Antonio 33 yd field goal, 11-57 5:29	7 - 26
4th	12:59	UTM - LARCO, Tyler 33 yd field goal, 12-41 3:55	10 - 26
	07:23	UTM - LOGAN, Peyton 4 yd run (DOWELL, Colton pass from BACHUS, John), 9-83 3:19	18 - 26
	01:51	UTM - WILLIAMS, Rodney 21 yd pass from BACHUS, John (BACHUS, John pass failed), 7-63 3:50	24 - 26

Game 6: UT Martin vs. Southeast Missouri

Graham Stadium • Martin, Tenn.

Sunday, April 7 • 1 p.m.

SOUTHEAST MISSOURI AT A GLANCE

The Skyhawks controlled the tempo of the game, dominated the time of possession battle with 63 percent while tallying 22 first downs and 370 yards of total offense on the afternoon. UT Martin even forced a season-high four turnovers but it was the team's inefficiency in the redzone which proved costly as the team converted just three of its six prime scoring opportunities while SEMO held on to win 21-16.

	SEMO	UTM
Score	21	16
FIRST DOWNS	10	22
RUSHES-YARDS (NET)	27-85	38-95
PASSING YDS (NET)	151	275
Passes Att-Comp-Int	22-13-1	45-26-1
TOTAL OFFENSE PLAYS-YARDS	49-236	83-370
Fumble Returns-Yards	1-5	0-0
Punt Returns-Yards	1-8	1-0
Kickoff Returns-Yards	2-19	0-0
Interception Returns-Yards	1-0	1-25
Punts (Number-Avg)	6-45.0	3-40.3
Fumbles-Lost	3-3	2-2
Penalties-Yards	7-38	5-62
Possession Time	21:59	38:01
Third-Down Conversions	3 of 11	5 of 16
Fourth-Down Conversions	0 of 0	2 of 6
Red-Zone Scores-Chances	2-2	3-6

Southeast Missouri

Rushing	No.	Gain	Loss	Net	TD	Lg	Avg
Geno Hess	18	94	5	89	1	31	4.9
Shamenski Rucker	3	9	0	9	0	6	3.0
Eddie Battle	1	0	3	-3	0	0	-3.0
TEAM	1	0	5	-5	0	0	-5.0

Passing	C-A-I	Yds	TD	Long	Sack
Andrew Bunch	13-22-1	151	2	74	2

Receiving	No.	Yards	TD	Long
Johnny King	6	46	0	15
Will Weidemann	2	14	0	9
Zack Smith	2	9	1	6
Rashan Palmer	1	74	1	74

Punting	No.	Yds	Avg	Long	In20	TB
Zach Haynes	6	270	45.0	50	2	0

Punt Returns	No.	Yards	TD	Long
Shabari Davis	1	8	0	8

Kick Returns	No.	Yards	TD	Long
Caleb Strauss	1	0	0	0
Q'Nairies Anderson	1	19	0	19

Tackles	UA-A	Total	Sacks	TFL
Lawrence Johnson	5-5	10	0.0	1.0
Omarick Douglas	3-7	10	0.0	0.5
Bryant Pirtle	5-2	7	1.0	2.0
Rasean McCauley	2-5	7	0.5	1.0

UT Martin

Rushing	No.	Gain	Loss	Net	TD	Lg	Avg
WALLACE, Zak	9	37	1	36	0	15	4.0
LOGAN, Peyton	17	41	6	35	0	8	2.1
YOUNG, Lamarcus	5	25	1	24	0	8	4.8
BACHUS, John	7	19	19	0	0	10	0.0

Passing	C-A-I	Yds	TD	Long	Sack
BACHUS, John	26-45-1	275	2	35	4

Receiving	No.	Yards	TD	Long
DOWELL, Colton	7	59	2	29
LOGAN, Peyton	7	41	0	23
WILLIAMS, Donnell	6	101	0	35
ODOM, Marqwell	2	25	0	18

Punting	No.	Yds	Avg	Long	In20	TB
LARCO, Tyler	3	121	40.3	41	1	1

Punt Returns	No.	Yards	TD	Long
ODOM, Marqwell	1	0	0	0

Kick Returns	No.	Yards	TD	Long
--------------	-----	-------	----	------

Tackles	UA-A	Total	Sacks	TFL
AKINS, JaQuez	4-5	9	0.0	0.5
YOUNG, Takeem	3-6	9	0.0	0.0
SIMS, Deven	4-3	7	0.0	0.5
STEPHENS, D'Carrio	3-4	7	0.0	1.5

Qtr	Time	Scoring Play	V-H
1st	09:36	SEMO - Geno Hess 1 yd run (DOAK, Kenny kick), 5-21 2:09	7 - 0
2nd	12:42	UTM - LARCO, Tyler 47 yd field goal, 11-5 5:23	7 - 3
3rd	14:12	SEMO - Rashan Palmer 74 yd pass from Andrew Bunch (DOAK, Kenny kick), 2-75 0:48	14 - 3
	08:26	UTM - DOWELL, Colton 2 yd pass from BACHUS, John (LARCO, Tyler kick), 12-75 5:49	14 - 10
	00:18	SEMO - Zack Smith 3 yd pass from Andrew Bunch (DOAK, Kenny kick), 5-62 2:41	21 - 10
4th	06:25	UTM - DOWELL, Colton 2 yd pass from BACHUS, John (BACHUS, John pass failed), 6-88 3:03	21 - 16

INDIVIDUAL ACCOLADES

JAQUEZ AKINS

ALL-OHIO VALLEY CONFERENCE SECOND TEAM
PRESEASON ALL-OHIO VALLEY CONFERENCE
PHIL STEELE PRESEASON ALL-CONFERENCE
HERO SPORTS PRESEASON ALL-CONFERENCE
2022 COLLEGE GRIDIRON SMALL COLLEGE SHOWCASE WATCH LIST

COLTON DOWELL

ALL-OHIO VALLEY CONFERENCE FIRST TEAM
STATS PERFORM PRESEASON ALL-AMERICAN
HERO SPORTS PRESEASON ALL-AMERICAN
PHIL STEELE PRESEASON ALL-AMERICAN
PRESEASON ALL-OHIO VALLEY CONFERENCE
PHIL STEELE PRESEASON ALL-CONFERENCE
HERO SPORTS PRESEASON ALL-CONFERENCE

KORBIN HARMON

PHIL STEELE PRESEASON ALL-CONFERENCE

MATTHAN HATCHIE

ALL-OHIO VALLEY CONFERENCE SECOND TEAM

TYLER LARCO

HERO SPORTS FRESHMAN ALL-AMERICAN
ALL-OHIO VALLEY CONFERENCE SECOND TEAM
OVC SPECIALIST OF THE WEEK (MARCH 23)
STATS PERFORM FCS NATIONAL SPECIAL TEAMS PLAYER OF THE WEEK (MARCH 23)
OVC SPECIALIST OF THE WEEK (APRIL 13)

PEYTON LOGAN

PRESEASON ALL-OHIO VALLEY CONFERENCE
PHIL STEELE PRESEASON ALL-CONFERENCE
HERO SPORTS PRESEASON ALL-CONFERENCE

AUSTIN PICKETT

PRESEASON ALL-OHIO VALLEY CONFERENCE
PHIL STEELE PRESEASON ALL-CONFERENCE
2022 COLLEGE GRIDIRON SMALL COLLEGE SHOWCASE WATCH LIST

DEVEN SIMS

ALL-OHIO VALLEY CONFERENCE FIRST TEAM

D'CARRIOUS STEPHENS

PHIL STEELE PRESEASON ALL-CONFERENCE

DONNELL WILLIAMS

ALL-OHIO VALLEY CONFERENCE SECOND TEAM
PHIL STEELE PRESEASON ALL-CONFERENCE

RODNEY WILLIAMS II

STATS PERFORM ALL-AMERICAN
PHIL STEELE ALL-AMERICAN
ALL-OHIO VALLEY CONFERENCE SECOND TEAM
PHIL STEELE PRESEASON ALL-CONFERENCE

DRESSER WINN

OVC SPECIALIST OF THE WEEK (MARCH 2)

JAY WOODS

ALL-OHIO VALLEY CONFERENCE FIRST TEAM

TAKEEM YOUNG

OVC DEFENSIVE PLAYER OF THE WEEK (APRIL 13)



UT MARTIN (3-4, 3-4 OVC) SKYHAWKS VS TENNESSEE TECH (2-5, 2-5 OVC) GOLDEN EAGLES

	UTM	13	7	17	3
	TTU	0	0	0	7

Game 7: Tennessee Tech vs UT Martin

Graham Stadium • Martin, Tenn.

Saturday, April 14 • 2 p.m.

TENNESSEE TECH AT A GLANCE

The Skyhawks claimed a piece of the Sgt. York Trophy for the eighth time in program history with a 40-7 win over Tennessee Tech. UT Martin posted season-highs in total points (40), total offense (436 yards) and passing yards (327) while eclipsing the 100-yard rushing mark for the second time this season and equaling its season-highs in both total touchdowns (four) and passing touchdowns (three). The Skyhawks also forced three turnovers for only the second time this season while tallying their sixth blocked kick this year which led the nation.

	TTU	UTM
Score	7	40
FIRST DOWNS	12	22
RUSHES-YARDS (NET)	17-43	31-109
PASSING YDS (NET)	211	327
Passes Att-Comp-Int	44-21-2	39-29-0
TOTAL OFFENSE PLAYS-YARDS	61-38.2	70-436
Fumble Returns-Yards	0-0	0-0
Punt Returns-Yards	2-12	0-0
Kickoff Returns-Yards	5-55	0-0
Interception Returns-Yards	0-0	2-42
Punts (Number-Avg)	6-38.2	5-34.2
Fumbles-Lost	1-1	0-0
Penalties-Yards	0-0	2-25
Possession Time	25:16	34:44
Third-Down Conversions	1 of 14	8 of 15
Fourth-Down Conversions	3 of 5	0 of 0
Red-Zone Scores-Chances	0-1	4-4

Tennessee Tech

Rushing	No.	Gain	Loss	Net	TD	Lg	Avg
MILLER, Willie	6	20	1	19	0	9	3.2
TAYLOR JR., Kurt	7	20	5	15	0	6	2.1
BROWN, Jordan	3	9	0	9	0	7	3.0
CROSS, Quinton	1	0	0	0	0	0	0.0

Passing	C-A-I	Yds	TD	Long	Sack
MILLER, Willie	21-44-2	211	1	22	0

Receiving	No.	Yards	TD	Long
CROSS, Quinton	8	101	1	22
SHIVER, Tanner	3	27	0	15
BROWN, Jordan	3	12	0	9
BARNHART, Hunter	2	12	0	6

Punting	No.	Yds	Avg	Long	In20	TB
OLSEN, Hayden	6	229	38.2	51	2	0

Punt Returns	No.	Yards	TD	Long
HOWARD, Dominic	1	11	0	11
SHIVER, Tanner	1	11	0	11

Kick Returns	No.	Yards	TD	Long
BROWN, Jordan	2	16	0	10
GILMORE, Jyron	2	32	0	20

Tackles	UA-A	Total	Sacks	TFL
McMEANS, Marcus	6-9	15	0.0	1.5
HUDSON, Cameron	3-5	8	0.0	0.5
RELIFORD, Josh	2-6	8	0.0	0.0
WARWICK, Jack	3-4	7	0.0	1.0

Qtr	Time	Scoring Play	V-H
1st	08:54	UTM - LOGAN, Peyton 39 yd pass from HENLEY, Andrew (LARCO, Tyler kick failed), 9:76 3:39	0 - 6
	01:48	UTM - DOWELL, Colton 50 yd pass from BACHUS, John (LARCO, Tyler kick), 2:50 0:14	0 - 13
2nd	12:18	UTM - WALLACE, Zak 1 yd run (LARCO, Tyler kick), 4:42 1:58	0 - 20
3rd	09:50	UTM - GRIGLIONE, Richie 19 yd pass from BACHUS, John (LARCO, Tyler kick), 1:19 0:04	0 - 27
	01:10	UTM - LARCO, Tyler 29 yd field goal, 13:71 6:37	0 - 30
	00:00	UTM - BUTLER, Kevin 34 yd pass from BACHUS, John (LARCO, Tyler kick), 1:34 0:05	0 - 37
4th	07:45	UTM - LARCO, Tyler 36 yd field goal, 11:38 5:05	0 - 40
	00:55	TTU - CROSS, Quinton 22 yd pass from MILLER, Willie (OLSEN, Hayden kick), 9:80 2:18	7 - 40



John C. York

RECORD
BOOK

ALL-TIME RESULTS

ARKANSAS		
Record: 0-1		
Away: 0-1		
Date	H/A/N	Result
10/31/15	A	L, 63-28

ARKANSAS COLLEGE		
Record: 1-0		
Home: 1-0		
Date	H/A/N	Result
9/27/35	H	W, 21-0

ARKANSAS-MONTICELLO		
Record: 0-1-1		
Home: 0-0-1		
Away: 0-1		
Date	H/A/N	Result
10/10/30	H	T, 7-7
10/9/31	A	L, 6-0

ARKANSAS STATE		
Record: 4-10		
Home: 3-2		
Away: 1-8		
Date	H/A/N	Result
10/11/35	A	W, 35-0
10/9/36	H	W, 34-0
10/7/37	A	L, 10-7
10/8/38	H	L, 7-6
11/11/39	A	L, 26-13
11/8/40	H	W, 14-7
10/27/56	H	L, 20-12
10/4/57	H	W, 26-18
9/6/80	A	L, 29-9
9/3/83	A	L, 31-0
9/15/84	A	L, 72-14
9/28/02	A	L, 30-10
9/6/03	A	L, 63-6
9/10/05	A	L, 56-7

ATHENS STATE		
Record: 0-1-1		
Home: 0-1		
Away: 0-0-1		
Date	H/A/N	Result
11/6/48	A	T, 0-0
10/7/49	H	L, 54-0

AUBURN		
Record: 0-1		
Away: 0-1		
Date	H/A/N	Result
11/8/08	A	L, 37-20

AUSTIN PEAY		
Record: 40-27-2		
Home: 18-12-1		
Away: 22-15-1		
Date	H/A/N	Result
11/14/30	A	W, 32-0
11/26/31	H	T, 0-0
11/5/32	A	T, 6-6
10/16/36	H	W, 19-0
11/13/36	A	W, 33-0
10/21/37	H	W, 20-12
10/22/38	A	L, 14-13
10/20/39	H	L, 7-0
10/18/40	A	L, 20-0
10/17/41	H	L, 13-0
10/12/46	A	L, 33-0
11/8/46	H	L, 14-6
11/15/47	A	L, 20-7
11/12/48	H	L, 39-0
11/21/59	A	W, 21-10
10/1/60	H	W, 13-7
9/30/61	A	W, 14-7
9/29/62	H	W, 16-0
11/23/63	A	L, 20-6
11/21/64	H	L, 35-0
11/20/65	A	L, 49-0
11/19/66	H	L, 17-13
11/23/67	A	W, 47-6
11/28/68	H	L, 9-7

9/13/69	A	W, 7-6
10/17/70	H	W, 22-21
10/16/71	A	W, 17-3
10/14/72	H	L, 18-6
10/27/73	A	W, 26-0
11/2/74	H	W, 31-26
11/1/75	A	W, 24-15
9/11/76	H	W, 24-20
9/10/77	A	W, 23-10
9/9/78	H	L, 21-14
9/8/79	A	L, 34-7
9/13/80	H	W, 24-20
11/21/81	A	L, 28-14
9/18/82	A	W, 17-14
9/10/83	H	L, 45-6
9/8/84	A	L, 13-10
9/14/85	H	L, 13-7
9/13/86	A	L, 36-0
9/12/87	H	W, 30-10
9/9/89	H	W, 21-0
9/8/90	A	W, 24-10
11/9/91	H	W, 34-28
11/21/92	A	L, 32-18
11/20/93	A	W, 39-33
11/19/94	H	L, 27-21
11/18/95	H	W, 31-28
11/23/96	A	L, 55-24
11/15/97	A	W, 36-26
8/28/03	H	W, 21-20
9/18/04	A	W, 31-14
9/30/06	A	W, 20-10
9/22/07	A	L, 17-14
9/20/08	A	W, 31-17
11/21/09	H	W, 48-38
11/6/10	A	W, 28-12
10/8/11	H	W, 61-23
9/22/12	A	W, 31-6
10/26/13	A	W, 38-14
10/25/14	H	W, 21-16
10/17/15	A	W, 44-14
10/8/16	H	W, 45-31
9/30/17	A	L, 7-0
9/22/18	H	W, 37-7
11/9/19	A	L, 38-24
3/21/21	A	W, 37-34

BACONE COLLEGE		
Record: 1-0		
Home: 1-0		
Date	H/A/N	Result
9/17/16	H	W, 84-6

BAKER		
Record: 1-0		
Home: 1-0		
Date	H/A/N	Result
9/6/08	H	W, 56-0

BAYLOR		
Record: 0-3		
Home: 0-2		
Away: 0-1		
Date	H/A/N	Result
10/29/55	H	L, 13-7
9/29/56	H	L, 34-0
11/8/57	A	L, 31-13

BETHEL (KY.)		
Record: 1-1		
Home: 0-1		
Away: 1-1		
Date	H/A/N	Result
11/20/25	A	W
9/25/31	H	L, 7-2

BETHEL (TENN.)		
Record: 14-10-1		
Home: 7-6-1		
Away: 7-4		
Date	H/A/N	Result
12/4/25	H	L, 19-17
11/25/26	A	L, 21-7

11/17/27	A	W, 13-12
11/2/28	A	L, 14-0
10/30/30	A	W, 31-0
10/23/31	H	L, 19-6
11/11/32	H	L, 17-0
11/16/34	H	L, 7-6
11/15/35	H	T, 0-0
11/6/36	A	W, 13-0
10/27/41	A	L, 27-18
11/21/41	H	W, 55-6
10/4/46	H	L, 13-0
11/22/46	A	W, 25-6
10/16/47	A	W, 13-6
11/2/47	H	W, 20-6
10/15/48	H	L, 13-12
10/14/49	A	L, 30-6
10/14/50	H	W, 13-0
10/28/50	A	W, 19-13
10/13/51	A	W, 2-0
11/2/51	H	W, 13-0
10/4/52	H	W, 19-13
9/7/95	H	W, 97-7
9/10/15	H	W, 72-10

BOISE STATE		
Record: 0-1		
Away: 0-1		
Date	H/A/N	Result
9/7/13	A	L, 63-14

BRADLEY		
Record: 2-0		
Home: 1-0		
Away: 1-0		
Date	H/A/N	Result
10/23/65	H	W, 34-25
10/22/66	A	W, 40-0

BUTLER		
Record: 1-0		
Home: 1-0		
Date	H/A/N	Result
*11/14/88	H	W, 23-6

BURRITT COLLEGE		
Record: 1-0		
Home: 1-0		
Date	H/A/N	Result
10/5/34	H	W, 32-0

CAMP CAMPBELL		
Record: 1-0		
Home: 1-0		
Date	H/A/N	Result
11/1/46	H	W, 6-0

CARSON-NEWMAN		
Record: 2-1		
Home: 2-0		
Away: 0-1		
Date	H/A/N	Result
11/5/60	H	W, 26-21
11/4/61	A	L, 10-8
11/3/62	H	W, 22-9

CARUTHERSVILLE JC		
Record: 3-0		
Home: 2-0		
Away: 1-0		
Date	H/A/N	Result
10/4/29	H	W, 7-0
10/3/30	H	W, 19-0
11/13/31	A	W, 20-14

CENTRAL ARKANSAS		
Record: 5-9		
Home: 3-4		
Away: 2-5		
Date	H/A/N	Result
9/27/58	A	W, 7-6
9/26/59	H	L, 13-0
9/24/60	A	L, 19-6
9/23/61	H	L, 15-8

9/22/62	A	W, 13-6
9/21/63	H	L, 13-6
9/19/64	A	L, 7-0
9/18/65	H	L, 15-14
9/17/66	A	L, 17-14
11/18/67	H	W, 48-14
9/1/05	H	W, 35-34
9/15/07	A	L, 48-34
9/14/13	H	W, 24-23
9/6/14	A	L, 26-24

CHARLESTON SOUTHERN		
Record: 1-0		
Home: 1-0		
Date	H/A/N	Result
11/5/94	H	W, 42-14

CHATTANOOGA		
Record: 2-4		
Home: 0-2		
Away: 2-2		
Date	H/A/N	Result
8/31/91	A	L, 21-14
9/12/92	A	L, 37-28
9/2/93	H	L, 26-7
8/29/13	A	W, 31-21
9/16/17	A	W, 21-7
9/15/18	H	L, 34-24

CINCINNATI		
Record: 0-1		
Away: 0-1		
Date	H/A/N	Result
9/1/16	A	L, 28-7

CLARION		
Record: 1-0		
Home: 1-0		
Date	H/A/N	Result
8/31/17	H	W, 36-0

COLUMBIA MILITARY		
Record: 2-0		
Home: 1-0		
Away: 1-0		
Date	H/A/N	Result
9/24/55	A	W, 9-6
10/13/56	H	W, 35-0

CONCORDIA		
Record: 1-0		
Home: 1-0		
Date	H/A/N	Result
9/11/08	H	W, 87-21

CUMBERLAND		
Record: 0-3		
Home: 0-2		
Away: 0-1		
Date	H/A/N	Result
10/1/26	A	L, 30-0
10/28/32	H	L, 12-0
10/29/48	H	L, 12-7

DELTA STATE		
Record: 16-23		
Home: 11-9		
Away: 5-14		
Date	H/A/N	Result
10/26/29	A	L, 27-0
10/24/30	H	W, 26-6
10/4/35	H	W, 25-0
10/23/36	H	W, 19-13
11/8/58	A	W, 14-0
10/10/59	A	L, 33-0
10/29/60	H	L, 34-8
10/28/61	A	L, 22-8
10/27/62	H	W, 19-18
10/26/63	A	L, 21-8
10/24/64	H	L, 17-0
10/2/65	A	L, 24-17
10/1/66	H	L, 7-3
10/21/67	A	L, 19-18

10/26/68	H	W, 29-20
10/25/69	A	L, 28-6
10/24/70	A	W, 17-13
10/23/71	H	W, 17-12
10/21/72	A	L, 24-12
10/20/73	H	L, 28-10
10/26/74	A	L, 29-0
10/25/75	H	L, 13-3
10/23/76	A	W, 42-25
10/22/77	H	W, 46-7
10/21/78	A	L, 42-14
10/20/79	H	L, 28-27
11/15/80	A	W, 9-0
11/14/81	H	W, 34-25
11/13/82	A	L, 47-0
11/12/83	H	W, 34-16
10/6/84	H	L, 27-7
10/12/85	A	L, 16-3
10/11/86	H	L, 38-19
10/10/87	A	L, 17-14
10/1/88	H	W, 15-3
9/30/89	A	W, 13-12
9/29/90	H	L, 27-18
10/19/91	A	L, 37-27
9/5/92	H	W, 24-0

DRAUGHTONRecord: 1-0
Home: 1-0

Date	H/A/N	Result
10/14/37	H	W, 84-0

EAST MISSISSIPPI CCRecord: 1-0
Home: 1-0

Date	H/A/N	Result
10/2/54	H	W, 7-0

EASTERN ILLINOIS

Record: 11-15

Home: 8-6		Away: 3-9
Date	H/A/N	Result
9/16/95	A	L, 30-22
9/28/96	H	L, 38-0
9/6/97	A	L, 42-6
11/14/98	H	L, 56-35
9/25/99	A	L, 42-21
9/23/00	H	L, 42-7
11/1/01	H	L, 56-16
11/9/02	A	L, 55-43
10/25/03	A	L, 29-12
10/23/04	H	W, 32-14
10/29/05	A	L, 26-7
10/28/06	H	W, 15-9
10/20/07	A	L, 29-23
10/9/08	H	W, 29-26
11/14/09	A	L, 49-13
9/18/10	H	W, 20-10
10/22/11	A	W, 24-23
10/6/12	H	W, 51-37
11/23/13	H	L, 70-22
11/22/14	A	W, 37-16
11/7/15	H	L, 23-21
11/5/16	A	W, 33-17
10/28/17	H	W, 27-10
10/20/18	A	L, 24-21 (OT)
10/19/19	H	W, 27-18
3/7/21	H	W, 28-15

EASTERN KENTUCKY

Record: 5-25

Home: 2-13		Away: 3-12
Date	H/A/N	Result
10/13/73	A	L, 16-14
10/19/74	H	L, 24-9
10/26/91	A	L, 56-21
10/24/92	H	L, 35-9
10/30/93	A	L, 30-0
10/29/94	H	L, 34-14
10/21/95	A	L, 38-15
10/26/96	H	L, 45-7
11/1/97	A	L, 49-0
10/31/98	H	L, 47-29

10/23/99	A	L, 54-7
10/21/00	H	L, 27-0
9/29/01	H	L, 42-10
10/5/02	A	L, 58-3
11/8/03	A	L, 41-32
11/6/04	H	L, 41-14
11/12/05	A	L, 31-17
11/11/06	H	L, 31-28
11/22/08	H	L, 33-31
10/17/09	A	L, 31-25
10/16/10	H	W, 10-7
11/19/11	A	L, 23-16
9/29/12	H	L, 28-16
11/16/13	A	W, 16-7
9/20/14	H	L, 49-24
11/7/15	A	W, 42-35
10/29/16	H	W, 33-3
10/21/17	A	L, 31-21
10/13/18	H	L, 35-34
10/5/19	A	W, 38-28

ETSURecord: 0-1
Home: 0-1

Date	H/A/N	Result
9/11/03	H	L, 14-7 (OT)

FLORIDARecord: 0-1
Away: 0-1

Date	H/A/N	Result
9/7/19	A	L, 45-0

FORT CAMPBELLRecord: 0-1
Home: 0-1

Date	H/A/N	Result
10/28/52	H	L, 27-0

FORT VALLEY STATERecord: 1-0
Home: 1-0

Date	H/A/N	Result
9/11/82	H	W, 14-6

FREED-HARDEMANRecord: 2-0-1
Home: 2-0-1

Date	H/A/N	Result
10/30/31	H	W, 25-7
10/21/32	H	T, 0-0
10/12/34	H	W, 25-0

GARDNER-WEBB

Record: 2-2

Home: 1-1		Away: 1-1
Date	H/A/N	Result
8/30/01	H	L, 45-20
11/2/02	A	L, 24-0
9/24/05	A	W, 31-28
9/16/06	H	W, 35-9

GEORGETOWN (KY.)

Record: 1-1

Home: 1-0		Away: 0-1
Date	H/A/N	Result
9/20/58	H	W, 33-7
10/31/59	A	L, 23-14

GEORGIA STATERecord: 0-1
Away: 0-1

Date	H/A/N	Result
10/22/16	A	L, 31-6

HARDING

Record: 3-0

Home: 2-0		Away: 1-0
Date	H/A/N	Result
10/17/59	H	W, 33-13
9/14/63	H	W, 19-7
9/12/64	A	W, 28-0

HAWAII		
Record: 0-1		
Away: 0-1		
Date	H/A/N	Result
9/10/16	A	L, 41-36

HENDERSON STATERecord: 1-0
Home: 1-0

Date	H/A/N	Result
9/10/88	H	W, 33-0

HENDRIX

Record: 2-0

Home: 1-0		Away: 1-0
Date	H/A/N	Result
10/11/57	A	W, 39-0
10/11/58	H	W, 34-0

HIWASSEE

Record: 3-0

Home: 2-0		Away: 1-0
Date	H/A/N	Result
11/28/34	A	W, 21-0
10/18/35	H	W, 35-0
10/2/36	H	W, 14-3

INDIANA STATERecord: 0-1
Away: 0-1

Date	H/A/N	Result
9/25/04	A	L, 41-24

IOWA WESLEYANRecord: 1-0
Home: 1-0

Date	H/A/N	Result
9/3/09	H	W, 56-0

ITAWAMBA JC

Record: 1-5

Home: 0-3		Away: 1-2
Date	H/A/N	Result
10/1/49	H	L, 35-6
9/30/50	A	L, 39-2
9/27/51	H	L, 33-6
9/27/52	A	W, 14-7
9/26/53	H	L, 13-0
10/9/54	A	L, 14-0

JACKSONVILLE STATE

Record: 8-34

Home: 5-17	Away: 3-17	
Date	H/A/N	Result
10/7/67	A	W, 38-0
10/12/68	H	L, 16-12
10/11/69	A	L, 22-20
10/10/70	H	L, 16-14
10/30/71	A	L, 30-10
9/23/72	H	L, 20-6
9/22/73	A	L, 50-7
9/28/74	H	L, 17-0
10/18/75	A	L, 11-3
9/25/76	H	L, 24-3
9/24/77	A	L, 36-13
9/23/78	H	L, 44-15
9/22/79	A	W, 15-14
11/8/80	H	L, 19-14
11/7/81	A	L, 44-7
11/6/82	H	L, 41-13
11/5/83	A	L, 31-19
10/27/84	H	L, 23-16
11/2/85	A	L, 19-13
11/1/86	H	L, 30-20
10/31/87	A	W, 28-17
10/22/88	H	W, 31-24
10/21/89	A	L, 63-0
10/20/90	H	L, 21-7
10/11/03	A	L, 34-24
10/9/04	H	L, 59-12
10/15/05	A	L, 37-17
9/23/06	H	W, 24-14
10/4/07	A	L, 27-24

10/23/08	H	W, 31-30
10/3/09	A	L, 52-7
10/9/10	H	L, 30-20
9/1/11	A	L, 24-23
11/3/12	H	W, 49-47
10/5/13	H	L, 41-27
10/4/14	A	L, 38-14
9/26/15	H	L, 48-41
11/19/16	A	L, 33-7
11/11/17	H	L, 14-7
11/3/18	A	L, 21-14
11/2/19	H	W, 22-17
3/14/21	H	L, 37-20

JONESBORO BAPTIST

Record: 4-1

Home: 2-1		Away: 2-0
Date	H/A/N	Result
10/17/25	H	W, 22-0
11/29/28	H	L, 7-6
11/1/29	A	W, 29-6
11/21/30	H	W, 38-6
11/9/34	A	W, 45-6

KENTUCKYRecord: 0-2
Away: 0-2

Date	H/A/N	Result
8/30/14	A	L, 59-14
11/23/19	A	L, 50-7

KENTUCKY STATERecord: 1-0
Home: 1-0

Date	H/A/N	Result
11/20/82	H	W, 20-0

KENTUCKY WESLEYANRecord: 2-0
Home: 2-0

Date	H/A/N	Result
9/13/01	H	W, 54-14
9/12/02	H	W, 42-14

LAMBUTH

Record: 14-3-1

Home: 10-1-1		Away: 4-2
Date	H/A/N	Result
11/26/25	H	W, 13-0
11/6/26	A	W, 13-7
11/11/27	H	T, 7-7
11/12/28	A	W, 14-0
11/11/29	A	W, 14-0
11/8/30	A	W, 7-0
10/16/31	H	W, 25-0
10/14/32	H	W, 20-6
11/2/34	H	W, 29-0
10/25/35	H	W, 21-6
11/15/40	H	W, 44-32
10/24/41	H	L, 37-0
11/19/41	A	L, 26-6
10/23/47	H	W, 16-0
10/22/48	A	L
9/11/99	H	W, 25-19 (OT)
8/31/00	H	W, 32-21
10/21/10	H	W, 52-21

LANERecord: 5-0
Home: 5-0

Date	H/A/N	Result
11/19/83	H	W, 22-7
9/7/85	H	W, 12-6
9/6/86	H	W, 57-11
9/1/90	H	W, 73-0
9/17/94	H	W, 14-6

LITTLE ROCK JC

Record: 0-2

Home: 0-1		Away: 0-1
Date	H/A/N	Result
11/7/53	H	L, 38-7
11/5/54	A	L, 39-7

LOUISIANA-MONROE

Record: 0-1

Away: 0-1

Date	H/A/N	Result
10/1/37	A	L, 59-0

MARION INSTITUTE

Record: 1-0

Home: 1-0

Date	H/A/N	Result
9/27/57	H	W, 32-6

MCNEESE

Record: 1-4

Home: 0-2		Away: 1-2
Date	H/A/N	Result
9/28/68	A	L, 16-0
9/27/69	H	L, 17-15
9/26/70	A	W, 10-7
9/25/71	H	L, 24-20
11/23/91	A	L, 17-16

MEMPHIS

Record: 4-9-1

Record: 4-7-1

Home: 2-3-1	Away: 2-6	
Date	H/A/N	Result
10/23/25	A	W, 15-6
10/6/28	A	L, 60-0
10/19/29	H	L, 13-2
11/28/30	A	L, 14-13
11/19/32	A	L, 6-0
11/12/37	H	T, 6-6
10/6/39	H	W, 13-7
10/4/40	H	L, 19-7
10/7/41	A	L, 20-0
10/7/55	H	L, 26-6
11/1/56	H	W, 27-14
9/19/09	A	L, 41-14
9/1/12	A	W, 20-17
11/9/13	A	L, 21-6

MEMPHIS NAVY

Record: 3-4

Away: 3-4

Date	H/A/N	Result
10/23/53	A	L, 33-0
11/19/54	A	L, 23-6
11/19/55	A	L, 13-6
11/15/56	A	L, 13-6
11/15/57	A	W, 25-20
11/14/59	A	W, 26-6
9/17/60	A	W, 35-0

MIDDLE TENNESSEE

Record: 8-22-1

Home: 6-8-1	Away: 2-13	
Date	H/A/N	Result
10/2/31	H	L, 19-0
9/30/32	A	L, 18-7
10/11/40	A	L, 45-6
10/10/41	H	W, 7-6
9/28/63	A	L, 21-14
9/26/64	H	T, 0-0
9/25/65	A	L, 24-14
9/24/66	H	L, 10-3
10/28/67	H	W, 44-36
11/2/68	A	L, 24-17
9/19/70	A	L, 28-7
9/18/71	H	W, 28-0
9/16/72	A	L, 30-3
9/15/73	H	L, 7-0
9/18/76	A	W, 38-3
9/17/77	H	W, 27-0
9/16/78	A	W, 28-17
9/15/79	H	W, 31-23
9/12/81	A	L, 6-3
9/17/83	H	L, 39-3
10/13/90	A	L, 65-17
10/31/91	A	L, 61-14
11/7/92	H	L, 14-0
10/9/93	H	W, 24-14
10/8/94	A	L, 38-7
11/4/95	A	L, 45-17

11/9/96	H	L, 30-12
10/11/97	H	L, 37-24
11/7/98	H	L, 47-33
11/6/99	A	L, 70-14
9/8/18	A	L, 61-37

MILLIKIN

Record: 1-0

Away: 1-0

Date	H/A/N	Result
9/23/67	A	W, 70-0

MILLSAPS COLLEGE

Record: 1-0

Home: 1-0

Date	H/A/N	Result
10/22/60	H	W, 55-6

MISSISSIPPI COLLEGE

Record: 5-12

Home: 2-6		Away: 3-6
Date	H/A/N	Result
10/5/74	A	W, 23-7
10/4/75	H	L, 14-10
10/2/76	H	W, 36-14
10/1/77	A	L, 27-24
9/30/78	H	L, 21-7
9/29/79	A	W, 13-10
10/25/80	H	W, 30-27
10/24/81	A	W, 29-28
10/23/82	H	L, 16-9
10/22/83	A	L, 28-0
9/29/84	A	L, 20-10
10/5/85	H	L, 38-0
10/4/86	A	L, 28-3
10/3/87	H	L, 34-24
9/24/88	A	L, 24-21
9/23/89	H	L, 24-3
9/22/90	A	L, 44-14

MISSISSIPPI JC

Record: 1-0

Home: 1-0

Date	H/A/N	Result
10/26/34	H	W, 39-0

MISSISSIPPI STATE

Record: 0-2

Away: 0-2

Date	H/A/N	Result
11/5/11	A	L, 55-17
11/8/14	A	45-16

MISSOURI

Record: 0-1

Home: 0-0	Away: 1-0	
Date	H/A/N	Result

MISSOURI BAPTIST

Record: 1-0-1

Home: 0-0-1		Away: 1-0
Date	H/A/N	Result
11/4/49	H	T, 26-26
11/4/50	A	W, 52-7

MISSOURI S&T

Record: 5-0

Home: 2-0		Away: 3-0
Date	H/A/N	Result
10/8/60	A	W, 20-12
10/7/61	H	W, 50-22
10/6/62	A	W, 26-18
10/5/63	H	W, 32-7
10/3/64	A	W, 26-6

MISSOURI STATE

Record: 0-6

Home: 0-2		Away: 0-4
Date	H/A/N	Result
9/21/96	H	L, 39-7
9/20/97	A	L, 27-14
11/13/99	A	L, 62-7

11/4/00	A	L, 52-6
9/6/07	H	L, 51-41
9/12/08	A	L, 24-14

MOREHEAD STATE

Record: 8-2

Home: 4-1		Away: 4-1
Date	H/A/N	Result
11/13/76	A	W, 40-0
11/12/77	H	W, 49-7
10/14/78	H	W, 23-9
10/13/79	A	L, 7-0
9/28/91	A	W, 32-28
9/19/92	H	W, 20-7
11/13/93	A	W, 17-0
11/12/94	H	W, 21-7
9/23/95	A	W, 49-24
10/13/01	H	L, 31-13

MORRIS BROWN

Record: 1-0

Home: 1-0

Date	H/A/N	Result
10/18/80	H	W, 49-21

MURRAY STATE

Record: 21-38-1

Home: 12-17	Away: 9-21-1	
Date	H/A/N	Result
1924	A	L, 13-0
10/3/25	H	L, 6-0
10/8/26	A	L, 25-0
10/28/27	H	L, 13-7
10/19/28	A	L, 34-6
11/28/29	A	L, 13-7
10/17/30	H	L, 7-0
10/15/61	A	L, 25-15
10/13/62	H	L, 15-12
10/19/63	A	L, 19-8
10/17/64	H	L, 32-14
10/16/65	A	W, 17-7
10/29/66	H	W, 16-12
9/16/67	H	W, 16-9
9/21/68	A	T, 7-7
10/9/71	H	W, 41-0
10/4/72	A	L, 14-7
10/6/73	H	L, 21-10
10/12/74	A	L, 14-6
10/11/75	H	L, 17-10
10/9/76	A	W, 24-0
10/8/77	H	W, 31-20
10/7/78	A	L, 21-7
10/6/79	H	L, 24-0
10/11/80	A	L, 20-6
10/10/81	H	L, 10-7
10/9/82	A	W, 10-7
9/5/87	A	L, 34-6
9/3/88	A	W, 32-24
9/2/89	H	L, 24-3
10/12/91	A	L, 40-34
10/10/92	H	W, 13-7
10/2/93	H	L, 28-21
10/1/94	A	L, 28-24
10/7/95	A	L, 33-9
10/12/96	H	L, 28-14
10/4/97	H	L, 45-7
10/3/98	A	L, 47-35
10/9/99	A	L, 62-14
10/7/00	H	L, 48-3
11/10/01	A	L, 35-17
11/16/02	H	L, 42-3
11/13/03	H	L, 41-26
11/13/04	A	L, 38-0
11/17/05	H	W, 49-20
11/18/06	A	W, 42-14
11/10/07	H	W, 76-34
9/27/08	A	W, 63-38
10/24/09	H	W, 38-24
9/25/10	A	L, 52-16
9/22/11	H	W, 48-26
10/13/12	A	W, 66-59
11/2/13	H	W, 45-17
11/1/14	A	W, 62-38

10/24/15	H	W, 52-45
10/15/16	A	W, 38-31
10/7/17	H	L, 13-10
9/29/18	A	L, 45-38
9/28/19	H	W, 40-7
2/28/21	A	L, 14-10

NAVAL TT. CENTER

Record: 0-1

Away: 0-1

Date	H/A/N	Result
10/26/46	A	L, 25-12

NICHOLLS

Record: 1-7

Home: 0-4		Away: 1-3
Date	H/A/N	Result
10/28/72	H	L, 18-15
9/8/73	A	L, 7-0
9/14/74	H	L, 16-14
9/13/75	A	L, 23-0
10/16/76	H	L, 3-0
10/15/77	A	W, 34-0
11/4/78	H	L, 7-3
11/3/79	A	L, 15-7

NORTH ALABAMA

Record: 12-19-1

Home: 6-9	Away: 6-10-1	
Date	H/A/N	Result
11/19/49	A	L, 54-0
11/19/60	A	L, 21-20
11/18/61	H	L, 17-14
11/17/62	A	L, 31-8
11/16/63	H	W, 27-2
11/14/64	A	L, 8-0
11/13/65	H	L, 17-14
11/12/66	A	W, 24-18
11/11/67	H	W, 22-0
11/16/68	A	L, 36-17
11/15/69	H	L, 51-7
11/14/70	A	W, 35-7
11/13/71	H	W, 20-7
11/11/72	A	W, 21-16
11/10/73	H	W, 17-16
11/16/74	A	L, 42-10
11/15/75	H	L, 30-20
10/30/76	A	W, 31-7
10/29/77	H	W, 31-13
10/28/78	A	L, 38-17
10/27/79	H	W, 10-9
11/1/80	A	L, 26-17
10/31/81	H	L, 37-10
10/16/82	A	L, 33-10
10/15/83	H	L, 35-7
10/13/84	A	T, 10-10
10/19/85	H	L, 38-7
10/18/86	A	W, 7-3
10/17/87	H	L, 3-0
10/8/88	A	W, 38-14
10/7/89	H	L, 28-6
10/6/90	A	L, 49-0

NORTHEAST MISSISSIPPI JC

Record: 1-7

Home: 1-1		Away: 0-6
Date	H/A/N	Result
10/22/49	A	L, 39-0
10/20/50	H	L, 21-6
11/10/51	A	L, 47-0
11/8/52	H	W, 21-13
10/9/53	A	L, 26-14
11/13/54	A	L, 32-16
10/1/55	A	L, 19-6
10/4/56	A	L, 31-7

NORTHWEST MISSISSIPPI JC

Record: 5-9

Home: 4-5	Away: 1-4	
Date	H/A/N	Result
11/8/35	A	L, 7-0
9/25/36	H	W, 56-6
9/24/37	H	W, 19-0

11/5/38	H	L, 6-0
11/3/39	H	L, 20-9
11/1/40	H	L, 7-0
10/31/41	A	L, 45-0
10/20/51	H	L, 26-6
10/17/52	A	L, 33-13
10/17/53	H	W, 19-7
10/23/54	A	L, 19-13
10/22/55	H	L, 14-13
10/20/56	A	W, 20-12
10/19/57	H	W, 26-9

NORTHERN ILLINOIS

Record: 0-1

Away: 0-1

Date	H/A/N	Result
9/8/12	A	L, 35-7

NORTHWESTERN STATE

Record: 2-1

Home: 2-0		Away: 0-1
Date	H/A/N	Result
10/30/65	H	W, 19-17
10/15/66	A	L, 26-7
8/29/19	H	W, 42-20

NORTHWOOD OF MICHIGAN

Record: 1-0

Home: 1-0

Date	H/A/N	Result
10/5/68	H	W, 64-0

OGDEN COLLEGE (KY.)

Record: 0-1

Home: 0-1

Date	H/A/N	Result
10/31/25	H	L, 7-6

OHIO

Record: 0-1

Away: 0-1

Date	H/A/N	Result
9/2/06	A	L, 29-3

OLE MISS

Record: 0-2

Away: 0-2

Date	H/A/N	Result
9/5/15	A	L, 76-3
9/9/18	A	L, 45-23

OZARK

Record: 1-0

Home: 1-0

Date	H/A/N	Result
10/18/58	H	W, 32-7

PARSONS COLLEGE

Record: 1-0

Away: 1-0

Date	H/A/N	Result
10/18/69	A	W, 31-6

PENSACOLA NAVY

Record: 2-0

Home: 1-0		Away: 1-0
Date	H/A/N	Result
11/1/69	H	W, 25-9
10/31/70	A	W, 30-0

QUANTICO MARINES

Record: 0-1

Home: 0-1

Date	H/A/N	Result
9/20/69	H	L, 29-14

REDSTONE ARSENAL

Record: 1-0

Away: 1-0

Date	H/A/N	Result
11/10/56	A	W, 41-21

RHODES COLLEGE

Record: 1-0

Home: 1-0

Date	H/A/N	Result
11/1/35	H	W, 25-0

SAINT BERNARD

Record: 2-2

Home: 1-1		Away: 1-0
Date	H/A/N	Result
11/19/37	A	W, 46-0
10/15/38	H	L, 18-14
10/14/39	A	L, 2-0
10/25/40	H	W, 37-7

SAMFORD

Record: 3-15-1

Home: 1-8	Away: 2-7-1	
Date	H/A/N	Result
10/25/58	A	T, 14-14
10/24/59	H	L, 14-13
10/15/88	A	W, 45-13
10/14/89	H	L, 37-33
11/14/92	H	L, 42-25
11/6/93	A	L, 10-0
11/11/95	H	L, 21-14
11/16/96	A	L, 31-12
11/8/97	H	L, 14-7
10/10/98	A	L, 24-13
9/18/99	H	L, 32-7
9/14/00	A	L, 49-17
10/27/01	A	L, 31-8
9/21/02	A	L, 41-10
10/18/03	H	L, 57-22
10/16/04	A	L, 34-20
10/22/05	H	L, 30-22
10/21/06	A	W, 10-6
10/13/07	H	W, 31-21

SEWANEE

Record: 2-0

Home: 2-0

Date	H/A/N	Result
10/3/53	H	W, 6-0
11/5/55	H	W, 33-0

SHURTLEFF COLLEGE

Record: 1-0

Home: 1-0

Date	H/A/N	Result
11/17/39	H	W, 20-6

SOUTH ALABAMA

Record: 0-1

Away: 0-1

Date	H/A/N	Result
10/15/11	A	L, 33-30

SOUTH FLORIDA

Record: 0-1

Away: 0-1

Date	H/A/N	Result
8/30/08	A	L, 56-7

SOUTH FULTON HIGH

Record: 1-0

Away: 1-0

Date	H/A/N	Result
10/22/40	A	W, 29-13

SOUTHEAST MISSOURI

Record: 18-18

Home: 9-9	Away: 9-9	
Date	H/A/N	Result
10/8/66	A	W, 17-14
9/30/67	H	W, 39-0
10/20/84	H	W, 21-7
9/21/85	A	L, 57-17
9/20/86	H	L, 37-29
9/19/87	A	W, 25-13
9/7/91	H	W, 36-29
10/31/92	A	L, 37-13
9/25/93	H	W, 17-14

9/24/94	A	L, 10-0
10/28/95	H	L, 38-17
11/2/96	A	W, 7-6
9/27/97	H	L, 42-7
9/19/98	A	L, 41-14
10/30/99	H	L, 36-7
10/28/00	A	L, 34-14
10/6/01	A	L, 45-30
10/12/02	H	L, 50-35
11/1/03	H	L, 20-7
10/30/04	A	L, 35-7
11/5/05	H	W, 24-21
11/4/06	A	W, 28-14
10/27/07	H	W, 55-20
11/15/08	A	W, 31-21
9/26/09	H	W, 29-22
10/30/10	A	L, 24-17
10/29/11	H	W, 38-30
10/20/12	A	W, 27-17
9/28/13	A	W, 17-7
9/27/14	H	L, 31-27
11/21/15	A	W, 28-25
11/12/16	H	W, 24-10
11/4/17	A	W, 16-14
10/27/18	H	L, 56-33
10/26/19	A	L, 17-10
4/3/21	H	L, 21-16

SOUTHEASTERN (LA)

Record: 2-4

Home: 2-0		Away: 0-4
Date	H/A/N	Result
9/21/74	A	L, 44-13
9/20/75	H	W, 23-7
9/4/76	A	L, 28-12
10/17/81	A	L, 13-10
9/11/10	A	L, 24-10
9/13/12	H	W, 23-6

SOUTHERN ILLINOIS

Record: 1-8

Home: 0-3		Away: 1-5
Date	H/A/N	Result
10/15/26	H	L, 13-7
10/14/27	A	L, 37-7
10/12/28	H	L, 34-0
11/16/41	A	L, 34-0
9/3/94	A	W, 35-26
9/7/96	A	L, 27-14
9/12/98	H	L, 36-7
*11/25/06	A	L, 36-30
9/14/19	A	L, 28-14

SOUTHERN ILLINOIS-ALTON

Record: 0-1

Away: 0-1		
Date	H/A/N	Result
11/19/38	A	L, 14-13

SOUTHERN MISS

Record: 0-1

Away: 0-1		
Date	H/A/N	Result
9/1/07	A	L 35-13

SOUTHWEST BAPTIST

Record: 1-0

Home: 1-0		
Date	H/A/N	Result
8/29/02	H	W, 19-18

SUNFLOWER JC

Record: 4-0

Home: 3-0		Away: 1-0
Date	H/A/N	Result
10/7/27	H	W, 39-0
9/26/30	H	W, 31-2
10/31/36	A	W, 40-0
10/28/37	H	W, 15-6

TENNESSEE

Record: 0-1

Away: 0-1

Date	H/A/N	Result
9/4/10	A	L, 50-0

TENNESSEE STATE

Record: 12-18

Home: 9-5		Away: 3-13
Date	H/A/N	Result
11/6/76	H	W, 26-21
11/5/77	A	L, 55-7
10/17/92	A	L, 23-15
10/23/93	H	W, 21-14
10/22/94	A	L, 20-3
10/14/95	H	W, 28-7
10/19/96	A	L, 37-14
10/25/97	H	L, 27-20
10/24/98	A	L, 76-0
10/16/99	H	L, 43-7
10/14/00	A	L, 33-6
10/20/01	A	L, 55-7
10/26/02	A	L, 26-8
9/27/03	A	L, 41-10
9/9/04	H	L, 27-13
9/17/05	H	W, 42-20
11/17/07	A	W, 43-38
10/4/08	H	L, 30-27
11/7/09	A	W, 28-7
11/13/10	H	W, 37-0
11/12/11	A	L, 35-30
11/17/12	H	W, 35-26
10/19/13	H	L, 29-15
10/18/14	A	W, 21-16
10/10/15	H	W, 28-14
10/1/16	A	L, 34-30
9/23/17	H	W, 31-16
11/17/18	A	L, 31-28 (OT)
11/16/19	H	W, 28-17
3/28/21	A	L, 26-24

TENNESSEE TECH

Record: 18-22-2

Home: 10-10-2	Away: 8-12	
Date	H/A/N	Result
10/22/26	A	L, 12-0
11/24/27	H	T, 0-0
11/23/28	A	L, 13-12
11/7/31	A	L, 26-7
10/7/32	H	T, 0-0
10/3/70	H	L, 17-6
10/2/71	A	L, 10-7
9/30/72	H	L, 13-10
9/29/73	A	L, 16-9
10/4/80	H	L, 30-28
10/3/81	A	W, 24-21
10/2/82	H	W, 35-21
10/5/91	H	W, 24-16
9/26/92	A	L, 17-13
10/16/93	A	L, 20-3
10/15/94	H	W, 20-10
9/30/95	H	W, 36-31
10/5/96	H	L, 21-14 (20T)
10/18/97	A	L, 33-2
10/17/98	H	L, 31-24 (OT)
10/2/99	H	L, 45-9
9/30/00	A	L, 46-6
11/15/01	H	L, 41-7
11/21/02	A	L, 68-7
10/4/03	H	W, 30-23 (OT)
10/2/04	A	L, 49-20
10/8/05	H	W, 46-16
10/5/06	A	W, 35-16
9/27/07	H	L, 13-10
10/16/08	A	W, 35-7
10/10/09	H	L, 35-28
9/20/10	A	W, 27-24
10/1/11	H	L, 34-31
11/10/12	A	L, 45-44
10/10/13	A	W, 28-17
10/18/14	H	W, 17-10
10/3/15	A	W, 31-17
9/24/16	H	W, 44-23

11/18/17	A	W, 24-0
11/10/18	H	W, 38-13
10/12/19	A	W, 55-14
4/11/21	H	W, 40-7

TENNESSEE-WESLEYAN

Record: 1-7-1

Home: 1-1	Away: 0-6-1
Date	H/A/N Result
10/1/38	A L, 12-6
10/27/39	A L
10/28/49	A L, 48-0
11/17/50	A L, 33-7
11/16/51	A L, 15-6
11/15/52	H L, 20-7
11/14/53	A L, 20-7
10/15/54	H W, 19-13
10/15/55	A T, 6-6

TEXAS A&M - KINGSVILLE

Record: 0-1

Away: 0-1
Date H/A/N Result
*11/26/88 A L, 34-0

TROY

Record: 13-14

Home: 8-5	Away: 5-9
Date	H/A/N Result
11/12/60	H W, 21-16
11/11/61	A W, 22-8
11/10/62	H W, 27-6
11/9/63	A W, 7-0
11/7/64	H W, 12-9
11/6/65	A W, 20-6
11/5/66	H W, 30-7
11/4/67	A W, 20-12
11/9/68	H W, 12-3
11/8/69	A L, 23-13
11/7/70	H W, 23-9
11/6/71	A L, 21-0
11/4/72	H L, 28-23
11/3/73	A L, 30-0
11/9/74	H L, 47-35
11/8/75	A L, 17-0
9/20/80	A L, 38-0
9/12/81	H W, 19-7
10/30/82	A L, 54-10
10/29/83	H W, 17-14
11/3/84	A L, 31-7
11/9/85	H L, 44-19
11/8/86	A L, 50-30
11/7/87	H L, 31-21
10/29/88	A W, 27-23
10/28/89	H L, 14-6
10/27/90	A L, 41-33

TUPELO MILITARY INST.

Record: 1-1-1

Home: 1-0-1	Away: 0-1
Date	H/A/N Result
9/24/26	H T, 0-0
10/19/34	H W, 39-6
11/28/35	A L, 6-0

TUSCULUM

Record: 0-2

Home: 0-1	Away: 0-1
Date	H/A/N Result
9/6/01	A L, 27-16
9/5/02	H L, 33-6

UAB

Record: 0-1

Away: 0-1
Date H/A/N Result
11/21/98 A L, 48-17

UNION

Record: 1-4

Home: 1-2	Away: 0-2
Date	H/A/N Result
9/19/25	A L, 20-0
11/12/26	H L, 12-7
11/4/27	A L, 38-0
10/10/52	H L, 38-7
9/15/11	H W, 63-0

URBANA

Record: 1-0

Home: 1-0
Date H/A/N Result
9/7/06 H W, 28-0

UT SOUTHERN

Record: 1-1

Home: 1-0	Away: 0-1
Date	H/A/N Result
11/30/39	H W, 26-0
11/22/40	A L, 13-6

VALDOSTA STATE

Record: 1-6

Home: 1-3	Away: 0-3
Date	H/A/N Result
9/22/84	H L, 38-6
9/28/85	A L, 31-7
9/27/86	H L, 49-24
9/26/87	A L, 24-10
9/17/88	H W, 13-9
9/16/89	A L, 35-14
9/15/90	H L, 28-14

WASHBURN

Record: 1-0

Home: 1-0
Date H/A/N Result
9/14/91 H W, 28-7

WEST ALABAMA

Record: 14-11-1

Home: 10-3-1	Away: 4-8
Date	H/A/N Result
10/2/59	H W, 14-4
10/15/60	A W, 14-12
10/21/61	H W, 33-0
10/20/62	A L, 15-12
10/12/63	H W, 9-7
10/10/64	A W, 26-14
11/21/70	H W, 29-14
11/20/71	A L, 28-7
11/18/72	A L, 35-6
11/17/73	H T, 7-7
11/23/74	A L, 28-7
11/22/75	H L, 17-7
11/19/77	A W, 26-10
11/18/78	H L, 21-17
11/17/79	H W, 23-18
9/27/80	A L, 7-6
9/26/81	H L, 28-16
9/25/82	A L, 27-14
9/24/83	H W, 17-16
11/10/84	H W, 7-0
11/16/85	A L, 41-6
11/15/86	H W, 48-25
11/14/87	A W, 27-26
11/5/88	H W, 41-11
11/4/89	A L, 35-17
11/3/90	H W, 21-10

WEST CHESTER STATE

Record: 1-0

Neutral: 1-0
Date H/A/N Result
*12/16/67 N W, 25-8

WEST GEORGIA

Record: 5-5

Home: 3-2	Away: 2-3
Date	H/A/N Result
10/26/57	H W, 59-6
10/1/83	A L, 20-18
11/17/84	A L, 33-16
11/23/85	H L, 21-14
11/22/86	A L, 39-33
11/21/87	H W, 17-12
11/12/88	A W, 38-12
11/11/89	H L, 36-7
11/10/90	A W, 24-20
9/11/93	H W, 26-12

WESTERN ILLINOIS

Record: 0-1

Away: 0-1
Date H/A/N Result
9/20/03 A L, 56-0

WESTERN KENTUCKY

Record: 0-4

Home: 0-2	Away: 0-2
Date	H/A/N Result
8/28/97	H L, 42-0
9/3/98	A L, 49-7
9/2/99	H L, 34-10
9/9/00	A L, 71-0

WESTERN MICHIGAN

Record: 0-1

Away: 0-1
Date H/A/N Result
9/2/04 A L, 42-0

WILL-MAYFIELD COLLEGE

Record: 3-0-1

Home: 2-0	Away: 1-0-1
Date	H/A/N Result
10/10/25	A T, 0-0
10/29/26	H W, 19-0
10/26/28	H W, 57-0
10/12/29	A W, 6-0

WILLIAM-CAREY COLLEGE

Record: 0-1

Home: 0-1
Date H/A/N Result
10/30/54 H L, 33-13

WINGATE

Record: 1-0

Home: 1-0
Date H/A/N Result
11/11/00 H W, 31-30

*Postseason Games

RECORD AGAINST FBS OPPONENTS

Date	Opponent	Result	Attendance	Date	Opponent	Result	Attendance
11/21/98	at UAB	L, 48-17	9,000	11/8/14	at #1 Mississippi State	L, 45-16	61,421
9/28/02	at Arkansas State	L, 30-10	14,826	9/5/15	at #15 Ole Miss	L, 76-3	60,186
9/6/03	at Arkansas State	L, 63-6	20,548	10/31/15	at Arkansas	L, 63-28	64,206
9/2/04	at Western Michigan	L, 42-0	21,643	9/1/16	at Cincinnati	L, 28-7	28,520
9/10/05	at Arkansas State	L, 56-7	17,174	9/10/16	at Hawaii	L, 41-36	23,900
9/2/06	at Ohio	L, 29-3	15,010	10/22/16	at Georgia State	L, 31-6	15,223
9/1/07	at Southern Miss	L, 35-13	29,253	9/9/17	at Ole Miss	L, 45-23	60,476
8/30/08	at #19 South Florida	L, 56-7	48,058	9/1/18	at Missouri	L, 51-14	44,019
11/8/08	at Auburn	L, 37-20	85,365	9/8/18	at Middle Tennessee	L, 61-37	16,227
9/19/09	at Memphis	L, 41-14	21,428	9/7/19	at #11 Florida	L, 45-0	80,007
9/4/10	at Tennessee	L, 50-0	99,123	11/23/19	at Kentucky	L, 50-7	41,495
11/5/11	at Mississippi State	L, 55-17	55,096				
9/1/12	at Memphis	W, 20-17	39,076				
9/8/12	at Northern Illinois	L, 35-7	16,010				
9/7/13	at Boise State	L, 63-14	33,293				
9/9/13	at Memphis	L, 21-6	24,487				
8/30/14	at Kentucky	L, 59-14	50,398				

All-Time Record: 1-27*

(Does not include 0-1 record as a non-Division I member)

YEAR-BY-YEAR RESULTS

The first official year for interschool football for Hall-Moody was 1922 when the "Sky Pilots" put together a 3-3 worksheet against local high schools. In 1923, Hall-Moody added its first intercollegiate games to its schedule with games against Bethel College and Murray State Normal. The "Sky Pilots" ended with a 4-3 record, losing to Bethel but defeating Murray State Normal. In 1924, Hall-Moody finished its season with a 7-2 record. Hall-Moody played its first season against all intercollegiate teams in 1925.

HALL-MOODY JUNIOR COLLEGE

2 Seasons: 1925-26

Record: 7-10-2

1925 (5-4-1) H.K. Grantham

Union	9/19	Jackson, Tenn.	20-0	L
Murray State	10/3	Martin, Tenn.	6-0	L
Will-Mayfield College	10/10	Marble Hill, Ark.	0-0	T
Jonesboro Baptist College	10/17	Martin, Tenn.	22-0	W
Memphis	10/23	Memphis, Tenn.	15-6	W
Ogden College (Ky.)	10/31	Martin, Tenn.	7-6	L
All Stars Game	11/11	Martin, Tenn.	6-0	W
Bethel (Ky.)	11/20	Russellville, Ky.	*	W
Lambuth College	11/26	Martin, Tenn.	13-0	W
Bethel (Tenn.)	12/4	Martin, Tenn.	19-17	L

*Official score not recorded

1926 (2-6-1) H.K. Grantham

Tupelo Military Institute	9/24	Martin, Tenn.	0-0	T
Cumberland University	10/1	Lebanon, Tenn.	30-0	L
Murray State	10/8	Murray, Ky.	25-0	L
Southern Illinois	10/15	Martin, Tenn.	13-7	L
Tennessee Tech	10/22	Cookeville, Tenn.	12-0	L
Will-Mayfield College	10/29	Martin, Tenn.	19-0	W
Lambuth	11/6	Jackson, Tenn.	13-7	W
Union	11/12	Martin, Tenn.	12-7	L
Bethel (Tenn.)	11/25	McKenzie, Tenn.	21-7	L

UNIVERSITY OF TENNESSEE JUNIOR COLLEGE

19 Seasons: 1927-1950

Record: 68-80-12

1927 (2-3-2) H.K. Grantham

Sunflower JC	10/7	Martin, Tenn.	39-0	W
Southern Illinois	10/14	Carbondale, Ill.	37-7	L
Murray State	10/28	Martin, Tenn.	13-7	L
Union	11/4	Jackson, Tenn.	38-0	L
Lambuth	11/11	Martin, Tenn.	7-7	T
Bethel (Tenn.)	11/17	McKenzie, Tenn.	13-12	W
Tennessee Tech	11/24	Martin, Tenn.	0-0	T

MISSISSIPPI VALLEY CONFERENCE ERA

18 Seasons: 1928-1950

Record: 66-77-10

Championships: 1936, 1937

1928 (2-6) H.K. Grantham

Memphis	10/6	Memphis, Tenn.	60-0	L
Southern Illinois	10/12	Martin, Tenn.	34-0	L
Murray State	10/19	Murray, Ky.	34-6	L
Will-Mayfield College	10/26	Martin, Tenn.	57-0	W
Bethel (Tenn.)	11/2	McKenzie, Tenn.	14-0	L
Lambuth	11/12	Jackson, Tenn.	14-0	W
Tennessee Tech	11/23	Cookeville, Tenn.	13-12	L
Jonesboro Baptist College	11/29	Martin, Tenn.	7-6	L

1929 (4-4) H.K. Grantham

Caruthersville JC	10/4	Martin, Tenn.	7-0	W
Will-Mayfield College	10/12	Marble Hill, Mo.	6-0	W
Memphis	10/19	Martin, Tenn.	13-2	L
Delta State	10/26	Cleveland, Miss.	27-0	L
Jonesboro Baptist College	11/1	Jonesboro, Ark.	29-6	W
Lambuth	11/11	Martin, Tenn.	8-6	L
Bethel (Tenn.)	11/16	Martin, Tenn.	14-0	W
Murray State	11/28	Martin, Tenn.	13-7	L

1930 (7-2-1) H.K. Grantham

Sunflower JC	9/26	Martin, Tenn.	31-2	W
Caruthersville JC	10/3	Martin, Tenn.	19-0	W

Arkansas Monticello	10/10	Martin, Tenn.	7-7	T
Murray State	10/17	Martin, Tenn.	7-0	L
Delta State	10/24	Martin, Tenn.	26-6	W
Bethel (Tenn.)	10/30	McKenzie, Tenn.	31-0	W
Lambuth	11/8	Jackson, Tenn.	7-0	W
Austin Peay	11/14	Clarksville, Tenn.	32-0	W
Jonesboro Baptist College	11/21	Martin, Tenn.	38-6	W
Memphis	11/28	Memphis, Tenn.	14-13	L

1931 (4-5-1) H.K. Grantham

Bethel (Ky.)	9/25	Martin, Tenn.	7-2	L
Middle Tennessee	10/2	Martin, Tenn.	19-0	L
Arkansas-Monticello	10/9	Jonesboro, Ark.	6-0	L
Lambuth	10/16	Martin, Tenn.	25-0	W
Bethel (Tenn.)	10/23	Martin, Tenn.	19-6	L
Freed-Hardeman	10/30	Martin, Tenn.	25-7	W
Tennessee Tech	11/7	Cookeville, Tenn.	26-7	L
Caruthersville JC	11/13	Caruthersville, Mo.	20-14	W
Jonesboro Baptist College	11/21	Jonesboro, Ark.	46-0	W
Austin Peay	11/26	Martin, Tenn.	0-0	T

1932 (1-4-3) H.K. Grantham

Middle Tennessee	9/30	Murfreesboro, Tenn.	18-7	L
Tennessee Tech	10/7	Martin, Tenn.	0-0	T
Lambuth	10/14	Martin, Tenn.	20-6	W
Freed-Hardeman	10/21	Martin, Tenn.	0-0	T
Cumberland University	10/28	Martin, Tenn.	12-0	L
Austin Peay	11/5	Clarksville, Tenn.	6-6	T
Bethel (Tenn.)	11/11	Martin, Tenn.	17-0	L
Memphis	11/19	Memphis, Tenn.	6-0	L

In 1933, at the height of the great depression, all intercollegiate athletics were dropped because of inadequate funds. Emphasis was placed on intramurals, but students and the public were dismayed at the lack of intercollegiate competition. On Feb. 21, 1934, the UT Board of Trustees Committee met in Martin. County superintendents from Weakley and the seven surrounding counties submitted a request for intercollegiate athletics to be reinstated. This request was accommodated, and football resumed play in the fall of 1934.

1934 (7-1) W.E. Derryberry

Burritt College	10/5	Martin, Tenn.	32-0	W
Freed-Hardeman	10/12	Martin, Tenn.	25-0	W
Tupelo Military Institute	10/19	Martin, Tenn.	39-6	W
Mississippi JC	10/26	Martin, Tenn.	39-0	W
Lambuth	11/2	Martin, Tenn.	29-0	W
Jonesboro Baptist College	11/9	Blytheville, Ark.	45-6	W
Bethel (Tenn.)	11/16	Martin, Tenn.	7-6	L
Hiwassee	11/28	Madisonville, Tenn.	21-0	W

1935 (7-2-1) W.E. Derryberry

Arkansas College	9/27	Martin, Tenn.	21-0	W
Delta State	10/4	Martin, Tenn.	25-0	W
Arkansas State	10/11	Jonesboro, Ark.	25-0	W
Hiwassee	10/18	Martin, Tenn.	35-0	W
Lambuth	10/25	Martin, Tenn.	21-6	W
Southwestern Presbyterian	11/1	Martin, Tenn.	25-0	W
N.W. Miss. JC	11/8	Senatobia, Miss.	7-0	L
Bethel (Tenn.)	11/15	Martin, Tenn.	0-0	T
Murray State JV	11/22	Martin, Tenn.	38-6	W
Tupelo Military Institute	11/28	Tupelo, Miss.	6-0	L

1936 (8-0) W.E. Derryberry

MISSISSIPPI VALLEY CONFERENCE CHAMPIONS

N.W. Miss. JC	9/25	Martin, Tenn.	56-6	W
Hiwassee	10/2	Martin, Tenn.	14-3	W
Arkansas State	10/9	Martin, Tenn.	34-0	W
Austin Peay	10/16	Martin, Tenn.	19-0	W
Delta State	10/23	Martin, Tenn.	19-13	W
Sunflower JC	10/31	Moorhead, Miss.	40-0	W
Bethel (Tenn.)	11/6	McKenzie, Tenn.	13-0	W
Austin Peay	11/13	Clarksville, Tenn.	33-0	W

1937 (6-2-1) Nick G. Denes

MISSISSIPPI VALLEY CONFERENCE CHAMPIONS

N.W. Miss. JC	9/24	Martin, Tenn.	19-0	W
Louisiana-Monroe	10/1	Monroe, La.	59-0	L
Arkansas State	10/7	Jonesboro, Ark.	10-7	L

Draughon	10/14	Martin, Tenn.	84-0	W
Austin Peay	10/21	Martin, Tenn.	20-12	W
Sunflower JC	10/28	Martin, Tenn.	15-6	W
Murray State JV	11/5	Paris, Tenn. (H)	43-6	W
Memphis	11/12	Martin, Tenn.	6-6	T
St. Bernard	11/19	Cullman, Ala.	46-0	W

1938 (0-7) Nick G. Denes

Tennessee Wesleyan	10/1	Athens, Tenn.	12-6	L
Arkansas State	10/8	Martin, Tenn.	7-6	L
St. Bernard	10/15	Martin, Tenn.	18-14	L
Austin Peay	10/22	Clarksville, Tenn.	14-13	L
Northwest Mississippi JC	11/5	Martin, Tenn.	6-0	L
Murray State	11/12	Martin, Tenn.	39-0	L
SIU Alton	11/19	Alton, Ill.	14-13	L

1939 (3-5) Paul Hug

Memphis	10/6	Martin, Tenn.	13-7	W
St. Bernard	10/14	Cullman, Ala.	2-0	L
Austin Peay	10/20	Martin, Tenn.	7-0	L
Tennessee Wesleyan	10/27	Athens, Tenn.	N/A	L
Northwest Mississippi JC	11/3	Martin, Tenn.	20-9	L
Arkansas State	11/11	Jonesboro, Ark.	26-13	L
Shurtleff College	11/17	Martin, Tenn.	20-6	W
UT Southern	11/30	Martin, Tenn.	26-0	W

1940 (4-6) Paul Hug

Memphis	10/4	Martin, Tenn.	19-7	L
Middle Tennessee	10/11	Murfreesboro, Tenn.	45-6	L
Austin Peay	10/18	Clarksville, Tenn.	20-0	L
South Fulton High	10/22	South Fulton, Tenn.	29-13	W
St. Bernard	10/25	Martin, Tenn.	37-7	W
Northwest Mississippi JC	11/1	Martin, Tenn.	7-0	L
Arkansas State	11/8	Martin, Tenn.	14-7	W
Lambuth	11/15	Martin, Tenn.	44-32	W
UT Southern	11/22	Pulaski, Tenn.	13-6	L

1941 (2-7-1) Paul Hug

Memphis	10/7	Memphis, Tenn.	20-0	L
Middle Tennessee	10/10	Martin, Tenn.	7-6	W
Austin Peay	10/17	Martin, Tenn.	13-0	L
Lambuth	10/24	Martin, Tenn.	37-0	L
Bethel (Tenn.)	10/27	McKenzie, Tenn.	27-18	L
Northwest Mississippi JC	10/31	Senatobia, Miss.	45-0	L
Murray State JV	11/6	Martin, Tenn.	0-0	T
Southern Illinois	11/16	Carbondale, Ill.	34-0	L
Lambuth	11/19	Jackson, Tenn.	26-6	L
Bethel (Tenn.)	11/21	Martin, Tenn.	55-6	W

During the United States involvement in World War II, from 1942-45, all regular athletics were suspended. However, according to Robert L. Carroll's book *The University of Tennessee at Martin: The First One Hundred Years*, verbal sources indicate six-man football was played in 1942 and 1943 against Lambuth, Bethel, and perhaps others. Joe Black Hayes, assistant coach to Paul Hug, was head coach of these two years while Coach Hug was away in military service. Mentioning of a "limited six-man program" can also be found in copies of the 1969 and 1970 football media guides. There is no official records of games played.

1946 (2-6) Paul Hug

Bethel (Tenn.)	10/4	Martin, Tenn.	13-0	L
Austin Peay	10/12	Clarksville, Tenn.	33-0	L
Murray State JV	10/14	Murray, Ky.	51-3	L
Naval T.T. Center	10/26	Millington, Tenn.	25-12	L
Camp Campbell	11/1	Martin, Tenn.	6-0	W
Austin Peay	11/8	Martin, Tenn.	14-6	L
Murray State JV	11/14	Martin, Tenn.	13-6	L
Bethel (Tenn.)	11/22	McKenzie, Tenn.	25-6	W

1947 (4-4) James C. Henson

Southeast Missouri JV	10/4	Martin, Tenn.	13-0	W
Murray State JV	10/9	Murray, Ky.	40-7	L
Bethel (Tenn.)	10/16	McKenzie, Tenn.	13-6	W
Lambuth	10/23	Martin, Tenn.	16-0	W
Northwestern State	10/30	Monroe, La.	33-0	L
Bethel (Tenn.)	11/2	Martin, Tenn.	20-6	W
Austin Peay	11/15	Clarksville, Tenn.	20-7	L
Murray State JV	11/22	Martin, Tenn.	7-6	L

1948 (0-6-1) James C. Henson

Southeast Missouri JV	10/1	Martin, Tenn.	20-7	L
Murray State JV	10/8	Murray, Ky.	21-0	L
Bethel (Tenn.) College	10/15	Martin, Tenn.	13-12	L
Lambuth	10/22	Jackson, Tenn.	*	L
Cumberland University	10/29	Martin, Tenn.	12-7	L
Athens State	11/6	Athens, Ala.	0-0	T
Austin Peay	11/12	Martin, Tenn.	39-0	L

*Official score not recorded

1949 (0-7-1) James C. Henson

Itawamba	10/1	Martin, Tenn.	35-6	L
Athens State	10/7	Martin, Tenn.	54-0	L
Bethel (Tenn.) College	10/14	McKenzie, Tenn.	30-6	L
Northwest Mississippi JC	10/22	Bonneville, Miss.	39-0	L
Tennessee Wesleyan	10/28	Athens, Tenn.	48-0	L
Missouri Baptist College	11/4	Martin, Tenn.	26-26	T
Murray State JV	11/11	Martin, Tenn.	47-0	L
North Alabama	11/19	Florence, Ala.	54-0	L

1950 (5-3) James C. Henson

Itawamba Jr. College	9/30	Fulton, Miss.	39-2	L
Southeast Missouri JV	10/7	Martin, Tenn.	33-0	W
Bethel (Tenn.) College	10/14	Martin, Tenn.	13-0	W
Northwest Mississippi JC	10/20	Martin, Tenn.	21-6	L
Bethel (Tenn.)	10/28	McKenzie, Tenn.	19-13	W
Missouri Baptist College	11/4	Saint Louis, Mo.	52-7	W
Tennessee Wesleyan	11/17	Athens, Tenn.	33-7	L

UNIVERSITY OF TENNESSEE-MARTIN BRANCH

17 Seasons: 1951-1966

Overall Record: 67-64-3

VOLUNTEER STATE ATHLETIC CONFERENCE ERA

20 Seasons: 1951-1970

Overall Record: 90-79-4

Championships: 1960, 1967

1951 (2-4) James C. Henson

Itawamba Jr. College	9/29	Martin, Tenn.	33-6	L
Bethel (Tenn.)	10/13	McKenzie, Tenn.	2-0	W
Northwest Mississippi JC	10/20	Martin, Tenn.	26-6	L
Bethel (Tenn.)	11/2	Martin, Tenn.	13-0	W
Northwest Miss. Jr. College	11/10	Greenville, Miss.	47-0	L
Tennessee Wesleyan	11/16	Athens, Tenn.	15-6	L

1952 (3-4) James C. Henson

Itawamba Jr. College	9/27	Fulton, Miss.	14-7	W
Bethel (Tenn.)	10/4	Martin, Tenn.	19-13	W
Union	10/10	Martin, Tenn.	38-7	L
Northwest Mississippi JC	10/17	Senatobia, Miss.	33-13	L
Fort Campbell	10/28	Martin, Tenn.	27-0	L
Northwest Mississippi JC	11/8	Martin, Tenn.	21-13	W
Tennessee Wesleyan	11/15	Martin, Tenn.	20-7	L

1953 (2-5) James C. Henson

Itawamba Jr. College	9/26	Martin, Tenn.	13-0	L
Sewanee	10/3	Martin, Tenn.	6-0	W
Northwest Mississippi JC	10/9	Booneville, Miss.	26-14	L
Northwest Mississippi JC	10/17	Martin, Tenn.	19-7	W
Memphis Navy	10/23	Memphis, Tenn.	33-0	L
Little Rock Jr. College	11/7	Martin, Tenn.	38-7	L
Tennessee Wesleyan	11/14	Athens, Tenn.	20-7	L

1954 (2-6) James C. Henson

East Mississippi CC	10/2	Martin, Tenn.	7-0	W
Itawamba Jr. College	10/9	Fulton, Miss.	14-0	L
Tennessee Wesleyan	10/15	Martin, Tenn.	19-13	W
Northwest Mississippi JC	10/23	Senatobia, Miss.	19-13	L
William-Carey College	10/30	Martin, Tenn.	33-13	L
Little Rock Jr. College	11/5	Little Rock, Ark.	39-7	L
Northwest Mississippi JC	11/13	Booneville, Miss.	32-16	L
Memphis Navy	11/19	Memphis, Tenn.	23-6	L

1955 (2-5-1) James C. Henson

Columbia Military	9/24	Columbia, Tenn.	9-6	W
Northwest Mississippi JC	10/1	Booneville, Miss.	19-6	L
Memphis	10/7	Martin, Tenn.	26-6	L
Tennessee Wesleyan	10/15	Athens, Tenn.	6-6	T
Northwest Mississippi JC	10/22	Martin, Tenn.	14-13	L
Baylor	10/29	Martin, Tenn.	13-7	L
Sewanee	11/5	Martin, Tenn.	33-0	W
Memphis Navy	11/19	Memphis, Tenn.	13-6	L

1956 [4-4] James C. Henson

Baylor	9/29	Martin, Tenn.	34-0	L
Northeast Mississippi JC	10/4	Booneville, Miss.	31-7	L
Columbia Military	10/13	Martin, Tenn.	35-0	W
Northwest Mississippi JC	10/20	Senatobia, Miss.	20-12	W
Arkansas State	10/27	Martin, Tenn.	20-12	L
Memphis	11/1	Martin, Tenn.	27-14	W
Redstone Arsenal	11/10	Redstone Arsenal, Ala.	41-21	W
Memphis Navy	11/17	Memphis, Tenn.	13-6	L

1957 [6-1] Bob Carroll

Marion Institute	9/27	Martin, Tenn.	32-6	W
Arkansas State	10/4	Martin, Tenn.	26-18	W
Hendrix	10/11	Conway, Ark.	39-0	W
Northwest Mississippi JC	10/19	Martin, Tenn.	26-9	W
West Georgia	10/26	Martin, Tenn.	59-6	W
Baylor	11/8	Chattanooga, Tenn.	31-13	L
Memphis Navy	11/15	Memphis, Tenn.	25-20	W

1958 [5-0-1] Bob Carroll

Georgetown (Ky.)	9/20	Martin, Tenn.	33-7	W
Central Arkansas	9/27	Conway, Ark.	7-6	W
Hendrix	10/11	Union City, Tenn. (H)	34-0	W
Ozark	10/18	Martin, Tenn.	32-7	W
Samford	10/25	Birmingham, Ala.	14-14	T
Delta State	11/8	Cleveland, Miss.	14-0	W

1959 [4-4] Bob Carroll

Central Arkansas	9/26	Martin, Tenn.	13-0	L
West Alabama	10/2	Martin, Tenn.	14-4	W
Delta State	10/10	Cleveland, Miss.	33-0	L
Harding	10/17	Union City, Tenn. (H)	33-13	W
Samford	10/24	Martin, Tenn.	14-13	L
Georgetown	10/31	Georgetown, Ky.	23-14	L
Memphis Navy	11/14	Memphis, Tenn.	26-6	W
Austin Peay	11/21	Clarksville, Tenn.	21-10	W

1960 [7-3] Bob Carroll**VOLUNTEER STATE ATHLETIC CONFERENCE CHAMPIONS**

Memphis Navy	9/17	Memphis, Tenn.	35-0	W
Central Arkansas	9/24	Conway, Ark.	19-6	L
Austin Peay	10/1	Martin, Tenn.	13-7	W
Missouri S&T	10/8	Rolla, Mo.	20-12	W
West Alabama	10/15	West Alabama, Ala.	14-12	W
Millsaps College	10/22	Martin, Tenn.	55-6	W
Delta State	10/29	Martin, Tenn.	34-8	L
Carson-Newman	11/5	Martin, Tenn.	26-21	W
Troy	11/12	Martin, Tenn.	21-16	W
North Alabama	11/19	Florence, Ala.	21-20	L

1961 [4-5] Bob Carroll

Central Arkansas	9/23	Martin, Tenn.	15-8	L
Austin Peay	9/30	Clarksville, Tenn.	14-7	W
Missouri S&T	10/7	Martin, Tenn.	50-22	W
Murray State	10/14	Murray, Ky.	25-15	L
West Alabama	10/21	Martin, Tenn.	33-0	W
Delta State	10/28	Cleveland, Miss.	22-8	L
Carson-Newman	11/4	Jefferson City, Tenn.	10-8	L
Troy	11/11	Troy, Ala.	22-8	W
North Alabama	11/18	Martin, Tenn.	17-14	L

1962 [6-3] Bob Carroll

Central Arkansas	9/22	Conway, Ark.	13-6	W
Austin Peay	9/29	Martin, Tenn.	16-0	W
Missouri S&T	10/6	Rolla, Mo.	26-18	W
Murray State	10/13	Martin, Tenn.	15-12	L
West Alabama	10/20	West Alabama, Ala.	15-12	L
Delta State	10/27	Martin, Tenn.	19-18	W
Carson-Newman	11/3	Martin, Tenn.	22-9	W
Troy	11/10	Martin, Tenn.	27-6	W
North Alabama	11/17	Florence, Ala.	31-8	L

1963 [5-5] Bob Carroll

Harding	9/14	Martin, Tenn.	19-7	W
Central Arkansas	9/21	Martin, Tenn.	13-6	L
Middle Tennessee	9/28	Murfreesboro, Tenn.	21-14	L
Missouri S&T	10/5	Martin, Tenn.	32-7	W
West Alabama	10/12	Martin, Tenn.	9-7	W
Murray State	10/19	Murray, Ky.	19-8	L
Delta State	10/26	Cleveland, Miss.	21-8	L
Troy	11/9	Troy, Ala.	7-0	W
North Alabama	11/16	Martin, Tenn.	27-2	W
Austin Peay	11/23	Clarksville, Tenn.	20-6	L

1964 [4-5-1] Bob Carroll

Harding	9/12	Searcy, Ark.	28-0	W
Central Arkansas	9/19	Conway, Ark.	7-0	L
Middle Tennessee	9/26	Martin, Tenn.	0-0	T
Missouri S&T	10/3	Rolla, Mo.	26-6	W
West Alabama	10/10	West Alabama, Ala.	26-14	W
Murray State	10/17	Martin, Tenn.	32-14	L
Delta State	10/24	Martin, Tenn.	17-0	L
Troy	11/7	Martin, Tenn.	12-9	W
North Alabama	11/14	Florence, Ala.	8-0	L
Austin Peay	11/21	Martin, Tenn.	35-0	L

1965 [4-5] Bob Carroll

Central Arkansas	9/18	Martin, Tenn.	15-14	L
Middle Tennessee	9/25	Murfreesboro, Tenn.	24-14	L
Delta State	10/2	Cleveland, Miss.	24-17	L
Murray State	10/16	Murray, Ky.	17-7	W
Bradley	10/23	Martin, Tenn.	34-25	W
Northwestern State	10/30	Martin, Tenn.	19-17	W
Troy	11/6	Troy, Ala.	20-6	W
North Alabama	11/13	Martin, Tenn.	17-14	L
Austin Peay	11/20	Clarksville, Tenn.	49-0	L

1966 [5-5] Bob Carroll

Central Arkansas	9/17	Conway, Ark.	17-14	L
Middle Tennessee	9/24	Martin, Tenn.	10-3	L
Delta State	10/1	Martin, Tenn.	7-3	L
Southeast Missouri State	10/8	Cape Girardeau, Mo.	17-14	W
Northwestern State	10/15	Natchitoches, La.	26-7	L
Bradley	10/22	Peoria, Ill.	40-0	W
Murray State	10/29	Martin, Tenn.	16-12	W
Troy	11/5	Martin, Tenn.	30-7	W
North Alabama	11/12	Florence, Ala.	24-18	W
Austin Peay	11/19	Martin, Tenn.	17-13	L

UNIVERSITY OF TENNESSEE AT MARTIN

54 Seasons: 1967-Present

Record: 235-352-3

1967 [10-1] Bob Carroll**ATLANTIC COAST COLLEGE DIVISION NATIONAL CHAMPIONS**

Murray State	9/16	Martin, Tenn.	16-9	W
Millikin University	9/23	Decatur, Ill.	70-0	W
Southeast Missouri	9/30	Martin, Tenn.	39-0	W
Jacksonville State	10/7	Jacksonville, Ala.	38-0	W
Delta State	10/21	Cleveland, Miss.	19-18	L
Middle Tennessee	10/28	Martin, Tenn.	44-36	W
Troy	11/4	Troy, Ala.	20-12	W
North Alabama	11/11	Martin, Tenn.	22-0	W
Central Arkansas	11/18	Martin, Tenn.	48-14	W
Austin Peay	11/23	Clarksville, Tenn.	47-6	W

TANGERINE BOWL**(ATLANTIC COAST COLLEGE DIVISION CHAMPIONSHIP)**

West Chester State	12/16	Orlando, Fla.	25-8	W
--------------------	-------	---------------	------	---

1968 [3-5-1] Bob Carroll

Murray State	9/21	Murray, Ky.	7-7	T
McNeese State	9/28	Lake Charles, La.	16-0	L
Northwood of Michigan	10/5	Martin, Tenn.	64-0	W
Jacksonville State	10/12	Martin, Tenn.	16-12	L
Delta State	10/26	Martin, Tenn.	29-20	W
Middle Tennessee	11/2	Murfreesboro, Tenn.	24-17	L
Troy	11/9	Martin, Tenn.	12-3	W
North Alabama	11/16	Florence, Ala.	36-17	L
Austin Peay	11/28	Martin, Tenn.	9-7	L

1969 [3-6] Bob Carroll

Austin Peay	9/13	Clarksville, Tenn.	7-6	W
Quantico Marines	9/20	Martin, Tenn.	29-14	L
McNeese State	9/27	Martin, Tenn.	17-15	L
Jacksonville State	10/11	Jacksonville, Ala.	22-20	L
Parsons College	10/18	Fairfield, Iowa	31-6	W
Delta State	10/25	Cleveland, Miss.	28-6	L
Pensacola Navy	11/1	Martin, Tenn.	25-9	W
Troy	11/8	Troy, Ala.	23-13	L
North Alabama	11/15	Martin, Tenn.	51-7	L

GULF SOUTH CONFERENCE ERA

21 Seasons: 1970-1990

Overall Record: 87-138-2

Conference Record: 46-105-2

Championships: 1988

The Gulf South Conference was originally formed under the heading of Mid-South Conference with the change in names, to Gulf South, coming the following year. Tennessee-Martin was one of the charter members involved in launching the league. Other charter members at that time included Delta State, Florence State (now North Alabama), Jacksonville State, West Alabama (now West Alabama), and Troy. In 1995, another Mid-South Conference was formed and is an active conference governing over fourteen NAIA schools in Georgia, Kentucky, Mississippi, Tennessee, Virginia, and West Virginia.

1970 (7-3) Bob Carroll

Middle Tennessee	9/19	Murfreesboro, Tenn.	28-7	L
McNeese State	9/26	Lake Charles, La.	10-7	W
Tennessee Tech	10/3	Martin, Tenn.	17-6	L
Jacksonville State	10/10	Martin, Tenn.	16-14	L
Austin Peay	10/17	Martin, Tenn.	22-21	W
Delta State	10/24	Cleveland, Miss.	17-13	W
Pensacola Navy	10/31	Pensacola, Fla.	30-0	W
Troy	11/7	Martin, Tenn.	23-9	W
North Alabama	11/14	Florence, Ala.	35-7	W
West Alabama	11/21	Martin, Tenn.	29-14	W

1971 (5-5, 3-3 GSC) Bob Carroll

Middle Tennessee	9/18	Martin, Tenn.	28-0	W
McNeese State	9/25	Martin, Tenn.	24-20	L
Tennessee Tech	10/2	Cookeville, Tenn.	10-7	L
Murray State	10/9	Martin, Tenn.	41-0	W
Austin Peay	10/16	Clarksville, Tenn.	17-3	W
Delta State	10/23	Martin, Tenn.	17-12	W
Jacksonville State	10/30	Jacksonville, Ala.	30-10	L
Troy	11/6	Troy, Ala.	21-0	L
North Alabama	11/13	Martin, Tenn.	20-7	W
West Alabama	11/20	West Alabama, Ala.	28-7	L

1972 (1-9, 1-5 GSC) Bob Carroll

Middle Tennessee	9/16	Murfreesboro, Tenn.	30-3	L
Jacksonville State	9/23	Martin, Tenn.	20-6	L
Tennessee Tech	9/30	Martin, Tenn.	13-10	L
Murray State	10/4	Murray, Ky.	14-7	L
Austin Peay	10/14	Martin, Tenn.	18-6	L
Delta State	10/21	Cleveland, Miss.	24-12	L
Nicholls	10/28	Martin, Tenn.	18-15	L
Troy	11/4	Martin, Tenn.	28-23	L
North Alabama	11/11	Florence, Ala.	21-16	W
West Alabama	11/18	West Alabama, Ala.	35-6	L

1973 (2-8-1, 1-5-1 GSC) Bob Carroll

Nicholls	9/8	Thibodaux, La.	7-0	L
Middle Tennessee	9/15	Martin, Tenn.	7-0	L
Jacksonville State	9/22	Jacksonville, Ala.	50-7	L
Tennessee Tech	9/29	Cookeville, Tenn.	16-9	L
Murray State	10/6	Martin, Tenn.	21-10	L
Eastern Kentucky	10/13	Richmond, Ky.	16-14	L
Delta State	10/20	Martin, Tenn.	28-10	L
Austin Peay	10/27	Clarksville, Tenn.	26-0	W
Troy	11/3	Troy, Ala.	30-0	L
North Alabama	11/10	Martin, Tenn.	17-16	W
West Alabama	11/17	Martin, Tenn.	7-7	T

1974 (2-9, 1-7 GSC) Bob Carroll

Nicholls	9/14	Martin, Tenn.	16-14	L
Southeastern Louisiana	9/21	Hammond, La.	44-13	L
Jacksonville State	9/28	Martin, Tenn.	17-0	L
Mississippi College*	10/5	Clinton, Miss.	23-7	W
Murray State	10/12	Murray, Ky.	14-6	L
Eastern Kentucky	10/19	Martin, Tenn.	24-9	L
Delta State	10/26	Cleveland, Miss.	29-0	L
Austin Peay	11/2	Martin, Tenn.	31-26	W
Troy	11/9	Martin, Tenn.	47-35	L
North Alabama	11/16	Florence, Ala.	42-10	L
West Alabama	11/23	West Alabama, Ala.	28-7	L

*UTM won by forfeit.

1975 (2-8, 1-7 GSC) George MacIntyre

Nicholls	9/13	Thibodaux, La.	23-0	L
Southeastern Louisiana	9/20	Martin, Tenn.	23-7	W
Mississippi College	10/4	Martin, Tenn.	14-10	L

Murray State	10/11	Martin, Tenn.	17-10	L
Jacksonville State	10/18	Jacksonville, Ala.	11-3	L
Delta State	10/25	Martin, Tenn.	13-3	L
Austin Peay	11/1	Clarksville, Tenn.	24-15	W
Troy	11/8	Troy, Ala.	17-0	L
North Alabama	11/15	Martin, Tenn.	30-20	L
West Alabama	11/22	Martin, Tenn.	17-7	L

1976 (8-3, 5-3 GSC) George MacIntyre

Southeastern Louisiana	9/4	Hammond, La.	28-12	L
Austin Peay	9/11	Martin, Tenn.	24-20	W
Middle Tennessee	9/18	Murfreesboro, Tenn.	38-3	W
Jacksonville State	9/25	Martin, Tenn.	24-3	L
Mississippi College	10/2	Martin, Tenn.	36-14	W
Murray State	10/9	Murray, Ky.	24-0	W
Nicholls	10/16	Martin, Tenn.	3-0	L
Delta State	10/23	Cleveland, Miss.	42-25	W
North Alabama	10/30	Florence, Ala.	31-7	W
Tennessee State	11/6	Martin, Tenn.	26-21	W
Morehead State	11/13	Morehead, Ky.	40-0	W

1977 (8-3, 6-2 GSC) George MacIntyre

Austin Peay	9/10	Clarksville, Tenn.	23-10	W
Middle Tennessee	9/17	Martin, Tenn.	27-0	W
Jacksonville State	9/24	Jacksonville, Ala.	36-13	L
Mississippi College	10/1	Clinton, Miss.	27-24	L
Murray State	10/8	Martin, Tenn.	31-20	W
Nicholls	10/15	Thibodaux, La.	34-0	W
Delta State	10/22	Martin, Tenn.	46-7	W
North Alabama	10/29	Martin, Tenn.	31-13	W
Tennessee State	11/5	Nashville, Tenn.	55-7	L
Morehead State	11/12	Martin, Tenn.	49-7	W
West Alabama	11/19	West Alabama, Ala.	26-10	W

1978 (2-8, 0-7 GSC) Vester Newcomb

Austin Peay	9/9	Martin, Tenn.	21-14	L
Middle Tennessee	9/16	Murfreesboro, Tenn.	28-17	W
Jacksonville State	9/23	Martin, Tenn.	44-15	L
Mississippi College	9/30	Martin, Tenn.	21-7	L
Murray State	10/7	Murray, Ky.	21-7	L
Morehead State	10/14	Martin, Tenn.	23-9	W
Delta State	10/21	Cleveland, Miss.	42-14	L
North Alabama	10/28	Florence, Ala.	38-17	L
Nicholls	11/4	Martin, Tenn.	7-3	L
West Alabama	11/18	Martin, Tenn.	21-17	L

1979 (5-5, 4-2 GSC) Vester Newcomb

Austin Peay	9/8	Clarksville, Tenn.	34-7	L
Middle Tennessee	9/15	Martin, Tenn.	31-23	W
Jacksonville State	9/22	Jacksonville, Ala.	15-14	W
Mississippi College	9/29	Clinton, Miss.	13-10	W
Murray State	10/6	Martin, Tenn.	24-0	L
Morehead State	10/13	Morehead, Ky.	7-0	L
Delta State	10/20	Martin, Tenn.	28-27	L
North Alabama	10/27	Martin, Tenn.	10-9	W
Nicholls	11/3	Thibodaux, La.	15-7	L
West Alabama	11/17	Martin, Tenn.	23-18	W

1980 (4-7, 2-4 GSC) Lynn Amadee

Arkansas State	9/6	Jonesboro, Ark.	29-9	L
Austin Peay	9/13	Martin, Tenn.	24-20	W
No. 3 Troy	9/20	Troy, Ala.	38-0	L
West Alabama	9/27	West Alabama, Ala.	7-6	L
Tennessee Tech	10/4	Martin, Tenn.	30-28	L
No. 1 Murray State	10/11	Murray, Ky.	20-6	L
Morris Brown	10/18	Martin, Tenn.	49-21	W
Mississippi College	10/25	Martin, Tenn.	30-27	W
North Alabama	11/1	Florence, Ala.	26-17	L
No. 3 Jacksonville State	11/8	Martin, Tenn.	19-14	L
Delta State	11/15	Cleveland, Miss.	9-0	W

1981 (4-7, 3-3 GSC) Lynn Amadee

Troy	9/12	Martin, Tenn.	19-7	W
Middle Tennessee	9/19	Murfreesboro, Tenn.	6-3	L
No. 9 West Alabama	9/26	Martin, Tenn.	28-16	L
Tennessee Tech	10/3	Cookeville, Tenn.	24-21	W
No. 1 Murray State	10/10	Martin, Tenn.	10-7	L
Southeastern Louisiana	10/17	Hammond, La.	13-10	L
Mississippi College	10/24	Clinton, Miss.	29-28	W
North Alabama	10/31	Martin, Tenn.	37-10	L
No. 7 Jacksonville State	11/7	Jacksonville, Ala.	44-7	L
Delta State	11/14	Martin, Tenn.	34-25	W
Austin Peay	11/21	Clarksville, Tenn.	28-14	L

1982 (5-6, 0-6 GSC) Fred Pickard

Fort Valley State	9/11	Martin, Tenn.	14-6	W
Austin Peay	9/18	Clarksville, Tenn.	17-14	W
No. 3 West Alabama	9/25	West Alabama, Ala.	27-14	L
Tennessee Tech	10/2	Martin, Tenn.	35-21	W
Murray State	10/9	Murray, Ky.	10-7	W
North Alabama	10/16	Florence, Ala.	33-10	L
Mississippi College	10/23	Martin, Tenn.	16-9	L
Troy	10/30	Troy, Ala.	54-10	L
No. 5 Jacksonville State	11/6	Martin, Tenn.	41-13	L
Delta State	11/13	Cleveland, Miss.	47-0	L
Kentucky State	11/20	Martin, Tenn.	20-0	W

1983 (4-7, 3-4 GSC) Fred Pickard

Arkansas State	9/3	Jonesboro, Ark.	31-0	L
Austin Peay	9/10	Martin, Tenn.	45-6	L
Middle Tennessee	9/17	Martin, Tenn.	39-3	L
West Alabama	9/24	Martin, Tenn.	17-16	W
West Georgia	10/1	Carrollton, Ga.	20-18	L
No. 7 North Alabama	10/15	Martin, Tenn.	35-7	L
No. 2 Mississippi College	10/22	Clinton, Miss.	28-0	L
Troy	10/29	Martin, Tenn.	17-14	W
Jacksonville State	11/5	Jacksonville, Ala.	31-19	L
Delta State	11/12	Martin, Tenn.	34-16	W
Lane	11/19	Martin, Tenn.	22-7	W

1984 (2-8-1, 1-6-1 GSC) Fred Pickard

Austin Peay	9/8	Clarksville, Tenn.	13-10	L
No. 17 Arkansas State	9/15	Jonesboro, Ark.	72-14	L
Valdosta State	9/22	Martin, Tenn.	38-6	L
Mississippi College	9/29	Clinton, Miss.	20-10	L
Delta State	10/6	Martin, Tenn.	27-7	L
North Alabama	10/13	Florence, Ala.	10-10	T
Southeast Missouri	10/20	Martin, Tenn.	21-7	W
Jacksonville State	10/27	Martin, Tenn.	23-16	L
No. 6 Troy	11/3	Troy, Ala.	31-7	L
West Alabama	11/10	Martin, Tenn.	7-0	W
West Georgia	11/17	Carrollton, Ga.	33-16	L

1985 (1-10, 0-8 GSC) Fred Pickard

Lane	9/7	Martin, Tenn.	12-6	W
Austin Peay	9/14	Martin, Tenn.	13-7	L
Southeast Missouri	9/21	Cape Girardeau, Mo.	57-17	L
Valdosta State	9/28	Valdosta, Ga.	31-7	L
No. 12 Mississippi College	10/5	Martin, Tenn.	38-0	L
Delta State	10/12	Cleveland, Miss.	16-3	L
No. 11 North Alabama	10/19	Martin, Tenn.	38-7	L
Jacksonville State	11/2	Jacksonville, Ala.	19-13	L
Troy	11/9	Martin, Tenn.	44-19	L
West Alabama	11/16	West Alabama, Ala.	41-6	L
West Georgia	11/23	Martin, Tenn.	21-14	L

1986 (3-8, 2-6 GSC) Don McLeary

Lane	9/6	Martin, Tenn.	57-11	W
Austin Peay	9/13	Clarksville, Tenn.	36-0	L
Southeast Missouri	9/20	Martin, Tenn.	37-29	L
Valdosta State	9/27	Martin, Tenn.	49-24	L
No. 6 Mississippi College	10/4	Clinton, Miss.	28-3	L
Delta State	10/11	Martin, Tenn.	38-19	L
North Alabama	10/18	Florence, Ala.	7-3	W
Jacksonville State	11/1	Martin, Tenn.	30-20	L
No. 4 Troy	11/8	Troy, Ala.	50-30	L
West Alabama	11/15	Martin, Tenn.	48-25	W
West Georgia	11/22	Carrollton, Ga.	39-33	L

1987 (5-6, 3-5 GSC) Don McLeary

No. 12 Murray State	9/5	Murray, Ky.	34-6	L
Austin Peay	9/12	Martin, Tenn.	30-10	W
Southeast Missouri	9/19	Cape Girardeau, Mo.	25-13	W
No. 9 Valdosta State	9/26	Valdosta, Ga.	24-10	L
Mississippi College	10/3	Martin, Tenn.	34-24	L
Delta State	10/10	Cleveland, Miss.	17-14	L
No. 9 North Alabama	10/17	Martin, Tenn.	3-0	L
Jacksonville State	10/31	Jacksonville, Ala.	28-17	W
No. 6 Troy	11/7	Martin, Tenn.	31-21	L
West Alabama	11/14	West Alabama, Ala.	27-26	W
West Georgia	11/21	Martin, Tenn.	17-12	W

1988 (11-2, 7-1 GSC) Don McLeary**GULF SOUTH CONFERENCE TRI-CHAMPIONS**

Murray State	9/3	Murray, Ky.	32-24	W
Henderson State	9/10	Martin, Tenn.	33-0	W
Valdosta State	9/17	Martin, Tenn.	13-9	W
Mississippi College	9/24	Clinton, Miss.	24-21	L
Delta State	10/1	Martin, Tenn.	15-3	W
North Alabama	10/8	Florence, Ala.	38-14	W
Samford	10/15	Birmingham, Ala.	45-13	W
No. 3 Jacksonville State	10/22	Martin, Tenn.	31-24	W
Troy	10/29	Troy, Ala.	27-23	W
West Alabama	11/5	Martin, Tenn.	41-11	W
West Georgia	11/12	Carrollton, Ga.	38-12	W

NCAA DIVISION II PLAYOFFS

No. 8 Butler	11/14	Martin, Tenn.	23-6	W
No. 3 Texas A&M - Kingsville	11/26	Kingsville, Texas	34-0	L

1989 (2-9, 1-7 GSC) Don McLeary

Murray State	9/2	Martin, Tenn.	24-3	L
Austin Peay	9/9	Martin, Tenn.	21-0	W
Valdosta State	9/16	Valdosta, Ga.	35-14	L
No. 13 Mississippi College	9/23	Martin, Tenn.	24-3	L
Delta State	9/30	Cleveland, Miss.	13-12	W
North Alabama	10/7	Martin, Tenn.	28-6	L
Samford	10/14	Martin, Tenn.	37-33	L
No. 3 Jacksonville State	10/21	Jacksonville, Ala.	63-0	L
Troy	10/28	Martin, Tenn.	14-6	L
West Alabama	11/4	West Alabama, Ala.	35-17	L
West Georgia	11/11	Martin, Tenn.	36-7	L

1990 (4-7, 2-6 GSC) Don McLeary

Lane College	9/1	Martin, Tenn.	73-0	W
Austin Peay	9/8	Clarksville, Tenn.	24-10	W
Valdosta State	9/15	Martin, Tenn.	28-14	L
No. 2 Mississippi College	9/22	Clinton, Miss.	44-14	L
Delta State	9/29	Martin, Tenn.	27-18	L
No. 17 North Alabama	10/6	Florence, Ala.	49-0	L
No. 5 Middle Tennessee	10/13	Murfreesboro, Tenn.	65-17	L
No. 20 Jacksonville State	10/20	Martin, Tenn.	21-7	L
Troy	10/27	Troy, Ala.	41-33	L
West Alabama	11/3	Martin, Tenn.	21-10	W
West Georgia	11/10	Carrollton, Ga.	24-20	W

1991 (5-6, Independent) Don McLeary

Chattanooga	8/31	Chattanooga, Tenn.	21-14	L
Southeast Missouri	9/7	Martin, Tenn.	36-29	W
Washburn	9/14	Martin, Tenn.	28-7	W
Morehead State	9/28	Morehead, Ky.	32-28	W
Tennessee Tech	10/5	Martin, Tenn.	24-16	W
Murray State	10/12	Murray, Ky.	40-34	L
Delta State	10/19	Cleveland, Miss.	37-27	L
No. 2 Eastern Kentucky	10/26	Richmond, Ky.	56-21	L
No. 7 Middle Tennessee	10/31	Murfreesboro, Tenn.	61-14	L
Austin Peay	11/9	Martin, Tenn.	34-28	W
No. 20 McNeese State	11/23	Lake Charles, La.	17-16	L

OHIO VALLEY CONFERENCE ERA

29 Seasons: 1992-Present

Overall Record: 127-196

Conference Record: 92-130

Championships: 2006

In 1992, after a year of Independent Status, UT Martin joined the Ohio Valley Conference (OVC). The OVC was founded in 1948 by Eastern Kentucky, Evansville, Louisville, Morehead State, Murray State, and Western Kentucky and holds Division I status in the Football Championship Subdivision. At the time of Tennessee-Martin's joining it made the ninth team in the conference. Currently 10 schools compete in football.

1992 (3-8, 2-6 OVC) Don McLeary

Delta State	9/5	Martin, Tenn.	24-0	W
No. 20 Chattanooga	9/12	Chattanooga, Tenn.	37-28	L
Morehead State	9/19	Martin, Tenn.	20-7	W
Tennessee Tech	9/26	Cookeville, Tenn.	17-13	L
Murray State	10/10	Martin, Tenn.	13-7	W
Tennessee State	10/17	Nashville, Tenn.	23-15	L
No. 17 Eastern Kentucky	10/24	Martin, Tenn.	35-9	L
Southeast Missouri	10/31	Cape Girardeau, Mo.	37-13	L
No. 7 Middle Tennessee	11/7	Martin, Tenn.	14-0	L
Samford	11/14	Martin, Tenn.	42-25	L
Austin Peay	11/21	Clarksville, Tenn.	32-18	L

1993 (6-5, 5-3 OVC) Don McLeary

Chattanooga	9/2	Martin, Tenn.	26-7	L
West Georgia	9/11	Martin, Tenn.	26-12	W
Southeast Missouri	9/25	Martin, Tenn.	17-14	W
Murray State	10/2	Martin, Tenn.	28-21	L
No. 10 Middle Tennessee	10/9	Martin, Tenn.	24-14	W
Tennessee Tech	10/16	Cookeville, Tenn.	20-3	L
Tennessee State	10/23	Martin, Tenn.	21-14	W
No. 25 Eastern Kentucky	10/30	Richmond, Ky.	30-0	L
Samford	11/6	Birmingham, Ala.	10-0	L
Morehead State	11/13	Morehead, Ky.	17-0	W
Austin Peay	11/20	Clarksville, Tenn.	39-33	W

1994 (5-6, 2-6 OVC) Don McLeary

Southern Illinois	9/3	Carbondale, Ill.	35-26	W
Lane	9/17	Martin, Tenn.	14-6	W
Southeast Missouri	9/24	Cape Girardeau, Mo.	10-0	L
Murray State	10/1	Murray, Ky.	28-24	L
No. 25 Middle Tennessee	10/8	Murfreesboro, Tenn.	38-7	L
Tennessee Tech	10/15	Martin, Tenn.	20-10	W
Tennessee State	10/22	Nashville, Tenn.	20-3	L
No. 9 Eastern Kentucky	10/29	Martin, Tenn.	34-14	L
Charleston Southern	11/5	Martin, Tenn.	42-14	W
Morehead State	11/12	Martin, Tenn.	21-7	W
Austin Peay	11/19	Martin, Tenn.	27-21	L

1995 (5-6, 4-4 OVC) Don McLeary

Bethel	9/7	Martin, Tenn.	97-7	W
Eastern Illinois	9/16	Charleston, Ill.	30-22	L
Morehead State	9/23	Morehead, Ky.	49-24	W
Tennessee Tech	9/30	Martin, Tenn.	36-31	W
No. 11 Murray State	10/7	Murray, Ky.	33-9	L
Tennessee State	10/14	Martin, Tenn.	28-7	W
No. 8 Eastern Kentucky	10/21	Richmond, Ky.	38-15	L
Southeast Missouri	10/28	Martin, Tenn.	38-17	L
Middle Tennessee	11/4	Murfreesboro, Tenn.	45-17	L
Samford	11/11	Martin, Tenn.	21-14	L
Austin Peay	11/18	Martin, Tenn.	31-28	W

1996 (1-10, 1-7 OVC) Don McLeary

Southern Illinois	9/7	Carbondale, Ill.	27-14	L
No. 10 Missouri State	9/21	Martin, Tenn.	39-7	L
No. 9 Eastern Illinois	9/28	Martin, Tenn.	38-0	L
Tennessee Tech (20T)	10/5	Cookeville, Tenn.	21-14	L
No. 9 Murray State	10/12	Martin, Tenn.	28-14	L
Tennessee State	10/19	Nashville, Tenn.	37-14	L
Eastern Kentucky	10/26	Martin, Tenn.	45-7	L
Southeast Missouri	11/2	Cape Girardeau, Mo.	7-6	W
Middle Tennessee	11/9	Martin, Tenn.	30-12	L
Samford	11/16	Birmingham, Ala.	31-12	L
Austin Peay	11/23	Clarksville, Tenn.	55-24	L

1997 (1-10, 0-7 OVC) Jim Marshall

No. 10 Western Kentucky	8/28	Martin, Tenn.	42-0	L
No. 24 Eastern Illinois	9/6	Charleston, Ill.	42-6	L
Missouri State	9/20	Springfield, Mo.	27-14	L
Southeast Missouri	9/27	Martin, Tenn.	42-7	L
No. 25 Murray State	10/4	Martin, Tenn.	45-7	L
Middle Tennessee	10/11	Martin, Tenn.	37-24	L
Tennessee Tech	10/18	Cookeville, Tenn.	33-2	L
Tennessee State	10/25	Martin, Tenn.	27-20	L
Eastern Kentucky	11/1	Richmond, Ky.	49-0	L
Samford	11/8	Martin, Tenn.	14-7	L
Austin Peay	11/15	Clarksville, Tenn.	36-26	W

1998 (0-11, 0-7 OVC) Jim Marshall

No. 8 Western Kentucky	9/3	Bowling Green, Ky.	49-7	L
Southern Illinois	9/12	Martin, Tenn.	36-7	L
Southeast Missouri	9/19	Cape Girardeau, Mo.	41-14	L
No. 14 Murray State	10/3	Murray, Ky.	47-35	L
Samford	10/10	Birmingham, Ala.	24-13	L
Tennessee Tech	10/17	Martin, Tenn.	31-24 ^(OT)	L
Tennessee State	10/24	Nashville, Tenn.	76-0	L
Eastern Kentucky	10/31	Martin, Tenn.	47-29	L
Middle Tennessee	11/7	Martin, Tenn.	47-33	L
Eastern Illinois	11/14	Martin, Tenn.	56-35	L
UAB	11/21	Birmingham, Ala.	48-17	L

1999 (1-10, 0-7 OVC) Jim Marshall

Western Kentucky	9/2	Martin, Tenn.	34-10	L
Lambuth	9/11	Martin, Tenn.	25-19 ^(OT)	W
Samford	9/18	Martin, Tenn.	32-7	L
Eastern Illinois	9/25	Charleston, Ill.	42-21	L
Tennessee Tech	10/2	Martin, Tenn.	45-9	L
Murray State	10/9	Murray, Ky.	62-14	L
Tennessee State	10/16	Martin, Tenn.	43-7	L
No. 16 Eastern Kentucky	10/23	Richmond, Ky.	54-7	L
Southeast Missouri	10/30	Martin, Tenn.	36-7	L
Middle Tennessee	11/6	Murfreesboro, Tenn.	70-14	L
Missouri State	11/13	Springfield, Mo.	62-7	L

2000 (2-9, 0-7 OVC) Sam McCorkle

Lambuth	8/31	Martin, Tenn.	32-21	W
Western Kentucky	9/9	Bowling Green, Ky.	71-0	L
Samford	9/14	Birmingham, Ala.	49-17	L
Eastern Illinois	9/23	Martin, Tenn.	42-7	L
Tennessee Tech	9/30	Cookeville, Tenn.	46-6	L
Murray State	10/7	Martin, Tenn.	48-3	L
Tennessee State	10/14	Nashville, Tenn.	33-6	L
Eastern Kentucky	10/21	Martin, Tenn.	27-0	L
Southeast Missouri	10/28	Cape Girardeau, Mo.	34-14	L
Missouri State	11/4	Springfield, Mo.	52-6	L
Wingate	11/11	Martin, Tenn.	31-30	W

2001 (1-10, 0-6 OVC) Sam McCorkle

Gardner-Webb	8/30	Martin, Tenn.	45-20	L
Tusculum	9/6	Greeneville, Tenn.	27-16	L
Kentucky Wesleyan	9/13	Martin, Tenn.	54-14	W
Eastern Kentucky	9/29	Martin, Tenn.	42-10	L
Southeast Missouri	10/6	Cape Girardeau, Mo.	45-30	L
Morehead State	10/13	Martin, Tenn.	31-13	L
No. 15 Tennessee State	10/20	Nashville, Tenn.	55-7	L
Samford	10/27	Birmingham, Ala.	31-8	L
No. 6 Eastern Illinois	11/1	Martin, Tenn.	56-16	L
Murray State	11/10	Murray, Ky.	35-17	L
Tennessee Tech	11/15	Martin, Tenn.	41-7	L

2002 (2-6, 0-3 OVC) Sam McCorkle

Southwest (Mo.) Baptist	8/29	Martin, Tenn.	19-18	W
Tusculum	9/5	Martin, Tenn.	33-6	L
Kentucky Wesleyan	9/12	Martin, Tenn.	42-14	W
Samford	9/21	Birmingham, Ala.	41-10	L
Arkansas State	9/28	Jonesboro, Ark.	30-10	L
No. 21 Eastern Kentucky	10/5	Richmond, Ky.	58-3	L
Southeast Missouri	10/12	Martin, Tenn.	50-35	L
Tennessee State	10/26	Nashville, Tenn.	26-8	L

2002 (0-4, 0-3 OVC) Johnny Jernigan

Gardner-Webb	11/2	Boiling Springs, N.C.	24-0	L
No. 6 Eastern Illinois	11/9	Charleston, Ill.	55-43	L
Murray State	11/16	Martin, Tenn.	42-3	L
Tennessee Tech	11/21	Cookeville, Tenn.	68-7	L

2003 (2-10, 1-7 OVC) Matt Griffin

Austin Peay	8/28	Martin, Tenn.	21-20	W
Arkansas State	9/6	Jonesboro, Ark.	63-6	L
East Tennessee State	9/11	Martin, Tenn.	14-7 ^(OT)	L
No. 2 Western Illinois	9/20	Macomb, Ill.	56-0	L
Tennessee State	9/27	Nashville, Tenn.	41-10	L
Tennessee Tech	10/4	Martin, Tenn.	30-23 ^(OT)	W
Jacksonville State	10/11	Jacksonville, Ala.	34-24	L
Samford	10/18	Martin, Tenn.	57-22	L
Eastern Illinois	10/25	Charleston, Ill.	29-12	L
Southeast Missouri	11/1	Martin, Tenn.	20-7	L
Eastern Kentucky	11/8	Richmond, Ky.	41-32	L
Murray State	11/13	Martin, Tenn.	41-26	L

2004 (2-9, 1-7 OVC) Matt Griffin

Western Michigan	9/2	Kalamazoo, Mich.	42-0	L
Tennessee State	9/9	Martin, Tenn.	27-13	L
Austin Peay	9/18	Clarksville, Tenn.	31-14	W
Indiana State	9/25	Terra Haute, Ind.	41-24	L
Tennessee Tech	10/2	Cookeville, Tenn.	49-20	L
No. 15 Jacksonville State	10/9	Martin, Tenn.	59-12	L
Samford	10/16	Birmingham, Ala.	34-20	L
Eastern Illinois	10/23	Martin, Tenn.	32-14	W
Southeast Missouri	10/30	Cape Girardeau, Mo.	35-7	L
Eastern Kentucky	11/6	Martin, Tenn.	41-14	L
Murray State	11/13	Murray, Ky.	38-0	L

2005 (6-5, 4-4 OVC) Matt Griffin

Central Arkansas	9/1	Martin, Tenn.	35-34	W
Arkansas State	9/10	Jonesboro, Ark.	56-7	L
Tennessee State	9/17	Martin, Tenn.	42-20	W
Gardner-Webb	9/24	Boiling Springs, N.C.	31-28	W
Tennessee Tech	10/8	Martin, Tenn.	46-16	W
Jacksonville State	10/15	Jacksonville, Ala.	37-17	L
Samford	10/22	Martin, Tenn.	30-22	L
Eastern Illinois	10/29	Charleston, Ill.	26-7	L
Southeast Missouri	11/5	Martin, Tenn.	24-21	W
Eastern Kentucky	11/12	Richmond, Ky.	31-17	L
Murray State	11/17	Martin, Tenn.	49-20	W

2006 (9-3, 6-1 OVC) Jason Simpson**OHIO VALLEY CONFERENCE CHAMPIONS**

Ohio	9/2	Athens, Ohio	29-3	L
Urbana University	9/7	Martin, Tenn.	28-0	W
Gardner-Webb	9/16	Martin, Tenn.	35-9	W
No. 25 Jacksonville State	9/23	Martin, Tenn.	24-14	W
Austin Peay	9/30	Clarksville, Tenn.	20-10	W
Tennessee Tech	10/5	Cookeville, Tenn.	35-16	W
Samford	10/21	Birmingham, Ala.	10-6	W
No. 14 Eastern Illinois	10/28	Martin, Tenn.	15-9	W
Southeast Missouri	11/4	Cape Girardeau, Mo.	28-14	W
Eastern Kentucky	11/11	Martin, Tenn.	31-28	L
Murray State	11/18	Murray, Ky.	42-14	W

FOOTBALL CHAMPIONSHIP SUBDIVISION PLAYOFFS

No. 10 Southern Illinois	11/25	Carbondale, Ill.	36-30	L
--------------------------	-------	------------------	-------	---

2007 (4-7, 4-4 OVC) Jason Simpson

Southern Miss	9/1	Hattiesburg, Miss.	35-13	L
Missouri State	9/6	Martin, Tenn.	51-41	L
Central Arkansas	9/15	Conway, Ark.	48-34	L
Austin Peay	9/22	Clarksville, Tenn.	17-14	L
Tennessee Tech	9/27	Martin, Tenn.	13-10	L
Jacksonville State	10/4	Jacksonville, Ala.	27-24	L
Samford	10/13	Martin, Tenn.	31-21	W
No. 24 Eastern Illinois	10/20	Charleston, Ill.	29-23	L
Southeast Missouri	10/27	Martin, Tenn.	55-20	W
Murray State	11/10	Martin, Tenn.	76-34	W
Tennessee State	11/17	Nashville, Tenn.	43-38	W

2008 (8-4, 6-2 OVC) Jason Simpson

South Florida	8/30	Tampa, Fla.	56-7	L
Baker	9/6	Martin, Tenn.	56-0	W
Concordia	9/11	Martin, Tenn.	87-21	W
Austin Peay	9/20	Clarksville, Tenn.	31-17	W
Murray State	9/27	Murray, Ky.	63-38	W
Tennessee State	10/4	Martin, Tenn.	30-27	L
Eastern Illinois	10/9	Martin, Tenn.	29-26	W
Tennessee Tech	10/16	Cookeville, Tenn.	35-7	W
No. 20 Jacksonville State	10/23	Martin, Tenn.	31-30	W
Auburn	11/8	Auburn, Ala.	37-20	L
Southeast Missouri	11/15	Cape Girardeau, Mo.	31-21	W
Eastern Kentucky	11/22	Martin, Tenn.	33-31	L

2009 (5-6, 4-4 OVC) Jason Simpson

Iowa Wesleyan	9/3	Martin, Tenn.	56-0	W
Missouri State	9/12	Springfield, Mo.	24-14	L
Memphis	9/19	Memphis, Tenn.	41-14	L
Southeast Missouri	9/26	Martin, Tenn.	29-22	W
No. 20 Jacksonville State	10/3	Jacksonville, Ala.	52-7	L
Tennessee Tech	10/10	Martin, Tenn.	35-28	L
No. 23 Eastern Kentucky	10/17	Richmond, Ky.	31-25	L
Murray State	10/24	Martin, Tenn.	38-24	W
Tennessee State	11/7	Nashville, Tenn.	28-7	W
No. 13 Eastern Illinois	11/14	Charleston, Ill.	49-13	L
Austin Peay	11/21	Martin, Tenn.	48-38	W

2010 (6-5, 5-3 OVC) Jason Simpson

Tennessee	9/4	Knoxville, Tenn.	50-0	L
Southeastern Louisiana	9/11	Hammond, La.	24-10	L
Eastern Illinois	9/18	Martin, Tenn.	20-10	W
Murray State	9/25	Murray, Ky.	52-16	L
Tennessee Tech	9/30	Cookeville, Tenn.	27-24	W
No. 3 Jacksonville State	10/9	Martin, Tenn.	30-20	L
Eastern Kentucky	10/16	Martin, Tenn.	10-7	W
Lambuth	10/21	Martin, Tenn.	52-21	W
No. 11 Southeast Missouri	10/30	Cape Girardeau, Mo.	24-17	L
Austin Peay	11/6	Clarksville, Tenn.	28-12	W
Tennessee State	11/13	Martin, Tenn.	37-0	W

2011 (5-6, 4-4 OVC) Jason Simpson

No. 9 Jacksonville State	9/1	Jacksonville, Ala.	24-23	L
Union College	9/15	Martin, Tenn.	63-0	W
No. 24 Murray State	9/22	Martin, Tenn.	48-26	W
Tennessee Tech	10/1	Martin, Tenn.	34-31	L
Austin Peay	10/8	Martin, Tenn.	61-23	W
South Alabama	10/15	Mobile, Ala.	33-30	L
Eastern Illinois	10/22	Charleston, Ill.	24-23	W
Southeast Missouri	10/29	Martin, Tenn.	38-30	W
Mississippi State	11/5	Starkville, Miss.	55-17	L
Tennessee State	11/12	Nashville, Tenn.	35-30	L
Eastern Kentucky	11/19	Richmond, Ky.	23-16	L

2012 (8-3, 6-2 OVC) Jason Simpson

Memphis	9/1	Memphis, Tenn.	20-17	W
Northern Illinois	9/8	DeKalb, Ill.	35-7	L
Southeastern Louisiana	9/13	Martin, Tenn.	23-6	W
Austin Peay	9/22	Clarksville, Tenn.	31-6	W
No. 19 Eastern Kentucky	9/29	Martin, Tenn.	28-16	L
Eastern Illinois	10/6	Martin, Tenn.	51-37	W
Murray State	10/13	Murray, Ky.	66-59	W
Southeast Missouri	10/20	Cape Girardeau, Mo.	27-17	W
Jacksonville State	11/3	Martin, Tenn.	49-47	W
Tennessee Tech	11/10	Cookeville, Tenn.	45-44	L
No. 23 Tennessee State	11/17	Martin, Tenn.	35-26	W

2013 (7-5, 5-3 OVC) Jason Simpson

No. 24 Chattanooga	8/29	Chattanooga, Tenn.	31-21	W
Boise State	9/7	Boise, Idaho	63-14	L
No. 7 Central Arkansas	9/14	Martin, Tenn.	24-23	W
Southeast Missouri	9/28	Cape Girardeau, Mo.	17-7	W
Jacksonville State	10/5	Martin, Tenn.	41-27	L
Tennessee Tech	10/10	Cookeville, Tenn.	28-17	W
No. 22 Tennessee State	10/19	Martin, Tenn.	29-15	L
Austin Peay	10/26	Clarksville, Tenn.	38-14	W
Murray State	11/2	Martin, Tenn.	45-17	W
Memphis	11/9	Memphis, Tenn.	21-6	L
Eastern Kentucky	11/16	Richmond, Ky.	16-7	W
No. 2 Eastern Illinois	11/23	Martin, Tenn.	70-22	L

2014 (6-6, 5-3 OVC) Jason Simpson

Kentucky	8/30	Lexington, Ky.	59-14	L
Central Arkansas	9/6	Conway, Ark.	26-24	L
Cumberland	9/11	Martin, Tenn.	63-7	W
No. 22 Eastern Kentucky	9/20	Martin, Tenn.	49-24	L
Southeast Missouri	9/27	Martin, Tenn.	31-27	L
No. 8 Jacksonville State	10/4	Jacksonville, Ala.	38-14	L
Tennessee Tech	10/9	Martin, Tenn.	17-10	W
Tennessee State	10/18	Nashville, Tenn.	21-16	W
Austin Peay	10/25	Martin, Tenn.	37-7	W
Murray State	11/1	Murray, Ky.	62-38	W
No. 1 Mississippi State	11/8	Starkville, Miss.	45-16	L
Eastern Illinois	11/22	Charleston, Ill.	37-16	W

2015 (7-4, 6-2 OVC) Jason Simpson

No. 15 Ole Miss	9/5	Oxford, Miss.	76-3	L
Bethel	9/10	Martin, Tenn.	72-10	W
No. 1 Jacksonville State	9/26	Martin, Tenn.	48-41	L
Tennessee Tech	10/3	Cookeville, Tenn.	31-17	W
Tennessee State	10/10	Martin, Tenn.	28-14	W
Austin Peay	10/17	Clarksville, Tenn.	44-14	W
Murray State	10/24	Martin, Tenn.	52-45	W
Arkansas	10/31	Fayetteville, Ark.	63-28	L
No. 18 Eastern Kentucky	11/7	Richmond, Ky.	42-35	W
Eastern Illinois	11/14	Martin, Tenn.	23-21	L
Southeast Missouri	11/21	Cape Girardeau, Mo.	28-25	W

2016 (7-5, 6-2 OVC) Jason Simpson

Cincinnati	9/1	Cincinnati, Ohio	28-7	L
Hawai'i	9/10	Honolulu, Hawai'i	41-36	L
Bacone College	9/17	Martin, Tenn.	84-6	W
Tennessee Tech	9/24	Martin, Tenn.	44-23	W
Tennessee State	10/1	Nashville, Tenn.	34-30	L
Austin Peay	10/8	Martin, Tenn.	45-31	W
Murray State	10/15	Murray, Ky.	38-31	W
Georgia State	10/22	Atlanta, Ga.	31-6	L
Eastern Kentucky	10/29	Martin, Tenn.	33-3	W
No. 24 Eastern Illinois	11/5	Charleston, Ill.	33-17	W
Southeast Missouri	11/12	Martin, Tenn.	24-10	W
No. 2 Jacksonville State	11/19	Jacksonville, Ala.	33-7	L

HOMEcomings RESULTS

2019	vs. Jacksonville State	W, 22-17
2018	vs. Southeast Missouri	L, 56-33
2017	vs. Murray State	L, 13-10
2016	vs. Austin Peay	W, 45-31
2015	vs. Tennessee State	W, 28-14
2014	vs. Austin Peay	W, 37-7
2013	vs. Jacksonville State	L, 41-27
2012	vs. Eastern Illinois	W, 51-37
2011	vs. Austin Peay	W, 61-23
2010	vs. Eastern Kentucky	W, 10-7
2009	vs. Tennessee Tech	L, 35-28
2008	vs. Tennessee State	L, 30-27 (OT)
2007	vs. Samford	W, 31-21
2006	vs. Eastern Illinois	W, 15-9
2005	vs. Tennessee Tech	W, 46-16
2004	vs. Jacksonville State	L, 59-12
2003	vs. Tennessee Tech	W, 30-23 (OT)
2002	vs. Southeast Missouri	L, 50-35
2001	vs. Morehead State	L, 31-13
2000	vs. Murray State	L, 48-3
1999	vs. Tennessee State	L, 43-7
1998	vs. Eastern Kentucky	L, 47-29
1997	vs. Tennessee State	L, 27-20
1996	vs. Eastern Illinois	L, 38-0
1995	vs. Southeast Missouri	L, 38-17
1994	vs. Charleston Southern	W, 42-14
1993	vs. Tennessee State	W, 21-14
1992	vs. Eastern Kentucky	L, 35-9
1991	vs. Austin Peay	W, 34-28
1990	vs. West Alabama	W, 21-10
1989	vs. Samford	L, 37-33
1988	vs. Delta State	W, 15-3
1987	vs. Troy	L, 31-21
1986	vs. Jacksonville State	L, 30-20
1985	vs. North Alabama	L, 38-7
1984	vs. Jacksonville State	L, 23-16
1983	vs. Troy	W, 17-14
1982	vs. Mississippi College	L, 16-9
1981	vs. Delta State	W, 34-25
1980	vs. Jacksonville State	L, 23-16
1979	vs. North Alabama	W, 10-9
1978	vs. Morehead State	W, 23-9
1977	vs. Delta State	W, 46-7
1976	vs. Nicholls	L, 3-0
1975	vs. Delta State	L, 13-3
1974	vs. Troy	L, 47-35
1973	vs. North Alabama	W, 17-16
1972	vs. Troy	L, 28-23
1971	vs. North Alabama	W, 20-7
1970	vs. Troy	W, 23-9
1969	vs. Pensacola Navy	W, 25-9
1968	vs. Delta State	W, 29-20
1967	vs. Middle Tennessee	W, 44-36
1966	vs. Troy	W, 30-7
1965	vs. Bradley	W, 34-26
1964	vs. Delta State	L, 17-0
1963	vs. West Alabama	W, 9-7
1962	vs. Delta State	W, 19-18
1961	vs. West Alabama	W, 33-0
1960	vs. Millsaps	W, 55-6
1959	vs. Samford	L, 14-13
1958	vs. College of the Ozarks	W, 32-7
1957	vs. West Georgia	W, 59-6
1956	vs. Arkansas State B	L, 20-12
1955	vs. Sewanee B	W, 33-0
1954	vs. William Carey	L, 33-13
1953	vs. Little Rock	L, 38-7
1952	vs. Northeast Mississippi	W, 21-13

All-Time Record: 37-31

2017 (6-5, 4-4 OVC) Jason Simpson

Clarion	8/31	Martin, Tenn.	36-0	W
Ole Miss	9/9	Oxford, Miss.	45-23	L
No. 15 Chattanooga	9/16	Chattanooga, Tenn.	21-7	W
No. 20 Tennessee State	9/23	Martin, Tenn.	31-16	W
Austin Peay	9/30	Clarksville, Tenn.	7-0	L
Murray State	10/7	Martin, Tenn.	13-10	L
Eastern Kentucky	10/21	Richmond, Ky.	31-21	L
Eastern Illinois	10/28	Martin, Tenn.	27-10	W
Southeast Missouri	11/4	Cape Girardeau, Mo.	16-14	W
No. 2 Jacksonville State	11/11	Martin, Tenn.	14-7	L
Tennessee Tech	11/18	Cookeville, Tenn.	24-0	W

2018 (2-9, 2-6 OVC) Jason Simpson

Missouri	9/1	Columbia, Mo.	51-14	L
Middle Tennessee	9/8	Murfreesboro, Tenn.	61-37	L
Chattanooga	9/15	Martin, Tenn.	34-24	L
No. 21 Austin Peay	9/22	Martin, Tenn.	37-7	W
Murray State	9/29	Murray, Ky.	45-38	L
Eastern Kentucky	10/13	Martin, Tenn.	35-34	L
Eastern Illinois	10/20	Charleston, Ill.	24-21 ^(OT)	L
Southeast Missouri	10/27	Martin, Tenn.	56-33	L
No. 10 Jacksonville State	11/3	Jacksonville, Ala.	21-14	L
Tennessee Tech	11/10	Martin, Tenn.	38-13	W
Tennessee State	11/17	Nashville, Tenn.	31-28 ^(OT)	L

2019 (7-5, 6-2 OVC) Jason Simpson

Northwestern State	8/29	Martin, Tenn.	42-20	W
No. 11 Florida	9/7	Gainesville, Fla.	45-0	L
Southern Illinois	9/14	Carbondale, Ill.	28-14	L
Murray State	9/28	Martin, Tenn.	40-7	W
Eastern Kentucky	10/5	Richmond, Ky.	38-28	W
Tennessee Tech	10/12	Cookeville, Tenn.	55-14	W
Eastern Illinois	10/19	Martin, Tenn.	27-18	W
No. 24 Southeast Missouri	10/26	Cape Girardeau, Mo.	17-10	L
No. 18 Jacksonville State	11/2	Martin, Tenn.	22-17	W
No. 24 Austin Peay	11/9	Clarksville, Tenn.	38-24	L
Tennessee State	11/16	Martin, Tenn.	28-17	W
Kentucky	11/23	Lexington, Ky.	50-7	L

2020 (3-4, 3-4 OVC) Jason Simpson

Murray State	2/28	Murray, Ky.	14-10	L
Eastern Illinois	3/7	Martin, Tenn.	28-15	W
No. 10 Jacksonville State	3/14	Martin, Tenn.	37-20	L
Austin Peay	3/21	Clarksville, Tenn.	37-34	W
Tennessee State	3/28	Nashville, Tenn.	26-24	L
Southeast Missouri	4/3	Martin, Tenn.	21-16	L
Tennessee Tech	4/11	Martin, Tenn.	40-7	W

SEASON OPENERS

2020	at Murray State	L, 14-10
2019	vs. Northwestern State	W, 42-20
2018	vs. Chattanooga	L, 34-24
2017	vs. Clarion	W, 36-0
2016	at Cincinnati	L, 28-7
2015	at No. 15 Ole Miss	L, 76-3
2014	at Kentucky	L, 59-14
2013	at No. 24 Chattanooga	W, 31-21
2012	at Memphis	W, 20-17
2011	at No. 9 Jacksonville State	L, 24-23
2010	at Tennessee	L, 50-0
2009	vs. Iowa Wesleyan	W, 56-0
2008	at South Florida	L, 56-7
2007	at Southern Miss	L, 35-17
2006	at Ohio	L, 29-3
2005	vs. Central Arkansas	W, 35-34
2004	at Western Michigan	L, 42-0
2003	vs. Austin Peay	W, 21-20
2002	Southwest (Mo.) Baptist	W, 19-18
2001	vs. Gardner-Webb	L, 45-20
2000	vs. Lambuth	W, 31-21
1999	vs. Western Kentucky	L, 34-10
1998	at Western Kentucky	L, 49-7
1997	vs. Western Kentucky	L, 42-0
1996	at Southern Illinois	L, 27-14
1995	vs. Bethel	W, 97-7
1994	at Southern Illinois	W, 35-26
1993	vs. Chattanooga	L, 26-7
1992	vs. Delta State	W, 24-0
1991	at Chattanooga	L, 21-14
1990	vs. Lane	W, 73-0
1989	vs. Murray State	L, 24-3
1988	at Arkansas State	L, 72-14
1987	at Murray State	L, 34-6
1986	vs. Lane	W, 57-11
1985	vs. Lane	W, 12-6
1984	at Austin Peay	L, 13-10
1983	at Arkansas State	L, 3-10
1982	vs. Fort Valley State	W, 14-6
1981	vs. Troy	W, 19-7
1980	at Arkansas State	L, 29-9
1979	at Austin Peay	L, 34-7
1978	vs. Austin Peay	L, 21-14
1977	at Austin Peay	W, 23-10
1976	at Southeastern Louisiana	L, 28-12
1975	at Nicholls	L, 23-0
1974	vs. Nicholls	L, 16-14
1973	at Nicholls	L, 7-0
1972	at Middle Tennessee	L, 30-3
1971	vs. Middle Tennessee	W, 28-0
1970	at Middle Tennessee	L, 28-7
1969	at Austin Peay	W, 7-6
1968	at Murray State	T, 7-7
1967	vs. Murray State	W, 16-9
1966	at Central Arkansas	L, 17-14
1965	vs. Central Arkansas	L, 15-14
1964	at Harding	W, 28-0
1963	vs. Harding	W, 19-7
1962	at Central Arkansas	W, 13-6
1961	vs. Central Arkansas	L, 15-8
1960	at Memphis Navy	W, 35-0
1959	vs. Central Arkansas	L, 13-0
1958	vs. Georgetown (Ky.)	W, 33-7
1957	vs. Marion Institute	W, 32-6
1956	vs. Baylor	L, 34-0
1955	at Columbia Military	W, 9-6
1954	vs. East Mississippi CC	W, 7-0
1953	vs. Itawamba Jr. College	L, 13-0
1952	at Itawamba Jr. College	W, 14-7
1951	vs. Itawamba Jr. College	L, 33-6
1950	at Itawamba Jr. College	L, 39-2
1949	vs. Itawamba Jr. College	L, 35-6
1948	vs. Southeast Missouri JV	L, 20-7
1947	vs. Southeast Missouri JV	W, 13-0
1946	vs. Bethel (Tenn.)	L, 13-0
1941	at Memphis	L, 20-0
1940	vs. Memphis	L, 19-7
1939	vs. Memphis	W, 13-7
1938	at Tennessee Wesleyan	L, 12-6
1937	vs. NW Mississippi JC	W, 19-0
1936	vs. NW Mississippi JC	W, 56-6
1935	vs. Arkansas College	W, 21-0
1934	vs. Burritt College	W, 32-0
1932	at Middle Tennessee	L, 18-7
1931	vs. Bethel (Ky.)	L, 7-2
1930	vs. Sunflower JC	W, 31-2
1929	vs. Caruthersville JC	W, 7-0
1928	vs. Memphis	L, 60-0
1927	vs. Sunflower JC	W, 39-0
1926	vs. Tupelo Military Institute	T, 0-0
1925	at Union	L, 20-0

All-Time Record: 39-50-2

ALL-TIME SERIES HISTORY

Opponent	First						Opponent	First					
	Meeting	G	W-L-T	PCT	PF-PA	AVG		Meeting	G	W-L-T	PCT	PF-PA	AVG
Arkansas	2015	1	0-1-0	0%	28-63	28-63	Millikin	1967	1	1-0-0	100%	70-0	70-0
Arkansas at Monticello	1931	1	0-1-0	0%	0-6	0-6	Millsaps College	1960	1	1-0-0	100%	55-6	55-6
Arkansas State	1935	14	4-10-0	28.6%	183-369	13-26	Mississippi College	1974	17	5-12-0	29.4%	256-404	15-24
Auburn	2008	1	0-1-0	0%	20-37	20-37	Mississippi State	2011	2	0-2-0	0%	33-100	16-50
Austin Peay	1930	69	40-27-2	59.4%	1377-1239	20-18	Missouri	2018	1	0-1-0	0%	14-51	14-51
Bacone College	2016	1	1-0-0	100%	84-6	84-6	Missouri Baptist	1949	1	0-0-1	50%	26-26	26-26
Baker University	2008	1	1-0-0	100%	56-0	56-0	Missouri S&T	1960	5	5-0-0	100%	154-65	31-13
Baylor	1955	3	0-3-0	0%	20-78	7-26	Missouri State	1996	6	0-6-0	0%	89-255	15-42
Bethel University (Tenn.)	1925	25	15-9-1	62%	485-229	19-9	Morehead State	1976	10	8-2-0	80%	264-120	26-12
Boise State	2013	1	0-1-0	0%	14-63	14-63	Murray State	1925	60	21-38-1	35.8%	1238-1512	21-25
Bradley	1965	2	2-0-0	100%	74-25	37-12	Nicholls	1972	8	1-7-0	12.5%	73-89	9-11
Butler	1988	1	1-0-0	100%	23-6	23-6	North Alabama	1949	32	12-19-1	39.1%	478-715	15-22
Carson-Newman	1960	3	2-1-0	66.7%	56-40	19-13	Northern Illinois	2012	1	0-1-0	0%	7-35	7-35
Central Arkansas	1958	14	5-9-0	35.7%	233-256	17-18	Northwestern State	1965	3	2-1-0	66.7%	68-63	23-21
Charleston Southern	1994	1	1-0-0	100%	42-14	42-14	Northwood	1968	1	1-0-0	100%	64-0	64-0
Chattanooga	1991	6	2-4-0	33.3%	125-146	21-24	Ohio	2006	1	0-1-0	0%	3-29	3-29
Cincinnati	2016	1	0-1-0	0%	7-28	7-28	Ole Miss	2015	2	0-2-0	0%	26-121	13-60
Clarion	2017	1	1-0-0	100%	36-0	36-0	Samford	1958	19	3-15-1	18.4%	323-520	17-27
Concordia College	2008	1	1-0-0	100%	87-21	87-21	South Alabama	2011	1	0-1-0	0%	30-33	30-33
Cumberland	2014	1	1-0-0	100%	63-7	63-7	Southeast Missouri	1966	36	18-18-0	50%	779-905	22-25
Delta State	1929	39	16-23-0	41%	608-772	16-20	Southeastern Louisiana	1974	6	2-4-0	33.3%	91-122	15-20
Eastern Illinois	1995	26	11-15-0	42.3%	591-807	23-31	Southern Illinois	1926	9	1-8-0	11.1%	114-271	13-30
Eastern Kentucky	1973	30	5-25-0	16.7%	537-1007	18-34	Southern Mississippi	2007	1	0-1-0	0%	13-35	13-35
ETSU	2003	1	0-1-0	0%	7-14	7-14	Southwest Baptist	2002	1	1-0-0	100%	19-18	19-18
Florida	2019	1	0-1-0	0%	0-45	0-45	Tennessee	2010	1	0-1-0	0%	0-50	0-50
Fort Valley State	1982	1	1-0-0	100%	14-6	14-6	Tennessee State	1976	30	12-18-0	40%	632-844	21-28
Gardner-Webb	2001	4	2-2-0	50%	86-106	22-26	Tennessee Tech	1926	42	18-22-2	45.2%	886-901	21-21
Georgetown College	1959	1	0-1-0	0%	14-23	14-23	Texas A&M - Kingsville	1988	1	0-1-0	0%	34-0	34-0
Georgia State	2016	1	0-1-0	0%	6-31	6-31	Troy	1960	27	13-14-0	48.1%	454-589	17-22
Harding	1959	3	3-0-0	100%	80-20	27-7	Tusculum	2001	2	0-2-0	0%	22-60	11-30
Hawaii	2016	1	0-1-0	0%	36-41	36-41	UAB	1998	1	0-1-0	0%	17-48	17-48
Henderson State	1988	1	1-0-0	100%	33-0	33-0	Union	1925	4	0-4-0	0%	14-108	4-27
Hendrix College	1958	1	1-0-0	100%	34-0	34-0	Union College	2011	1	1-0-0	100%	63-0	63-0
Indiana State	2004	1	0-1-0	0%	24-41	24-41	University of the Ozarks	1958	1	1-0-0	100%	32-7	32-7
Iowa Wesleyan	2009	1	1-0-0	100%	56-0	56-0	Urbana	2006	1	1-0-0	100%	28-0	28-0
Jacksonville State	1967	42	8-34-0	19%	707-1235	17-29	USF	2008	1	0-1-0	0%	56-7	56-7
Kentucky	2014	2	0-2-0	0%	21-109	10-54	Valdosta State	1984	7	1-6-0	14.3%	88-214	13-31
Kentucky State	1982	1	1-0-0	100%	20-0	20-0	Washburn	1991	1	1-0-0	100%	28-7	28-7
Kentucky Wesleyan	2001	2	2-0-0	100%	96-28	48-14	West Alabama	1959	26	14-11-1	55.8%	457-456	18-18
Lambuth	1925	18	13-4-1	75%	330-190	18-11	West Chester State	1967	1	1-0-0	100%	25-8	25-8
Lane College	1983	5	5-0-0	100%	178-30	36-6	West Georgia	1954	10	5-5-0	50%	258-205	26-20
McNeese	1968	5	1-4-0	20%	61-81	12-16	Western Illinois	2003	1	0-1-0	0%	0-56	0-56
Memphis	1925	14	4-9-1	32.1%	129-270	9-19	Western Kentucky	1997	4	0-4-0	0%	17-196	4-49
Middle Tennessee	1931	31	8-22-1	27.4%	479-838	15-27	Western Michigan	2004	1	0-1-0	0%	0-42	0-42



OVC STANDINGS

1992	OVC	ALL
Middle Tennessee	8-0	10-3
Eastern Kentucky	7-1	9-3
Tennessee Tech	6-2	7-4
Tennessee State	5-3	5-6
Morehead State	3-5	3-8
Austin Peay	2-6	3-8
UT Martin	2-6	3-8
Southeast Missouri	2-6	2-9
Murray State	1-7	2-9

1993	OVC	ALL
Eastern Kentucky	8-0	8-4
Tennessee Tech	7-1	8-3
UT Martin	5-3	6-5
Middle Tennessee	4-4	5-6
Murray State	4-4	4-7
Tennessee State	4-4	4-7
Morehead State	2-6	3-8
Southeast Missouri	2-6	3-8
Austin Peay	0-8	1-10

1994	OVC	ALL
Eastern Kentucky	8-0	8-4
Middle Tennessee	7-1	8-3-1
Southeast Missouri	5-3	7-5
Tennessee State	4-4	5-6
Murray State	4-4	5-6
Tennessee Tech	3-5	5-6
Austin Peay	3-5	4-7
UT Martin	2-6	5-6
Morehead State	0-8	0-11

1995	OVC	ALL
Murray State	8-0	11-1
Eastern Kentucky	7-1	9-3
Middle Tennessee	6-2	7-4
Southeast Missouri	5-3	5-6
UT Martin	4-4	5-6
Austin Peay	2-6	3-8
Tennessee Tech	2-6	3-8
Morehead State	1-7	2-8
Tennessee State	1-7	2-9

1996	OVC	ALL
Murray State	8-0	11-2
Eastern Illinois	6-2	8-4
Eastern Kentucky	6-2	6-5
Middle Tennessee	4-4	6-5
Tennessee Tech	4-4	5-6
Tennessee State	3-5	4-7
Southeast Missouri	3-5	3-8
Austin Peay	1-7	1-10
UT Martin	1-7	1-10

1997	OVC	ALL
Eastern Kentucky	7-0	8-4
Eastern Illinois	5-2	8-3
Murray State	5-2	7-4
Tennessee Tech	4-3	6-5
Tennessee State	4-3	4-7
Middle Tennessee	2-5	4-6
Southeast Missouri	1-6	4-7
UT Martin	0-7	1-10

1998	OVC	ALL
Tennessee State	6-1	9-3
Murray State	5-2	7-4
Middle Tennessee	5-2	5-5
Eastern Illinois	4-3	6-5
Eastern Kentucky	4-3	6-5
Tennessee Tech	2-5	4-7
Southeast Missouri	2-5	3-8
UT Martin	0-7	0-11

1999	OVC	ALL
Tennessee State	7-0	11-1
Murray State	5-2	7-4
Eastern Kentucky	4-3	7-4
Western Kentucky	4-3	6-5
Tennessee Tech	4-3	5-5
Southeast Missouri	2-5	3-8
Eastern Illinois	2-5	2-10
UT Martin	0-7	1-10

2000	OVC	ALL
Western Kentucky	7-0	11-2
Eastern Illinois	6-1	8-4
Tennessee Tech	5-2	8-3
Murray State	4-3	6-5
Eastern Kentucky	3-4	6-5
Tennessee State	2-5	3-8
Southeast Missouri	1-6	3-8
UT Martin	0-7	2-9

2001	OVC	ALL
Eastern Illinois	6-0	9-1
Eastern Kentucky	5-1	8-2
Tennessee Tech	4-2	7-3
Tennessee State	3-3	8-3
Murray State	2-4	4-6
Southeast Missouri	1-5	4-7
UT Martin	0-6	1-10

2002	OVC	ALL
Eastern Illinois	5-1	8-4
Murray State	5-1	7-5
Eastern Kentucky	4-2	8-4
Southeast Missouri	4-2	8-4
Tennessee Tech	2-4	5-7
Tennessee State	1-5	2-10
UT Martin	0-6	2-10

2003	OVC	ALL
Jacksonville State	7-1	8-4
Eastern Kentucky	6-2	7-5
Samford	5-3	7-4
Tennessee State	5-3	7-5
Southeast Missouri	5-3	5-7
Murray State	3-5	4-8
Eastern Illinois	3-5	4-8
Tennessee Tech	1-7	2-9
UT Martin	1-7	2-10

2004	OVC	ALL
Jacksonville State	7-1	9-2
Murray State	6-2	7-4
Eastern Kentucky	6-2	6-5
Eastern Illinois	4-4	5-6
Tennessee Tech	3-4	6-5
Samford	3-5	4-7
Southeast Missouri	3-5	3-8
Tennessee State	2-5	4-7
UT Martin	1-7	2-9

2005	OVC	ALL
Eastern Illinois	8-0	9-3
Eastern Kentucky	7-1	7-4
Jacksonville State	6-2	6-5
UT Martin	4-4	6-5
Samford	4-4	5-6
Tennessee Tech	3-5	4-7
Southeast Missouri	2-6	2-9
Tennessee State	1-6	2-9
Murray State	0-7	2-9

2006	OVC	ALL
Eastern Illinois	7-1	8-5
UT Martin	6-1	9-3
Tennessee State	5-2	6-5
Jacksonville State	5-3	6-5
Eastern Kentucky	5-3	6-5
Tennessee Tech	4-4	4-7
Southeast Missouri	2-6	4-7
Samford	1-7	3-8
Murray State	0-8	1-10

2007	OVC	ALL
Eastern Kentucky	8-0	9-3
Eastern Illinois	7-1	8-4
Austin Peay	5-3	7-4
Jacksonville State	5-3	6-5
Tennessee State	4-3	5-6
UT Martin	4-4	4-7
Samford	2-6	4-7
Tennessee Tech	2-6	4-7
Southeast Missouri	1-6	3-8
Murray State	1-7	2-9

2008	OVC	ALL
Eastern Kentucky	7-1	8-4
Jacksonville State	6-2	8-3
UT Martin	6-2	8-4
Tennessee State	5-3	8-4
Murray State	4-4	5-7
Eastern Illinois	3-5	5-7
Southeast Missouri	2-6	4-8
Austin Peay	2-6	2-9
Tennessee Tech	1-7	3-9

2009	OVC	ALL
Eastern Illinois	6-2	8-4
Tennessee Tech	5-3	6-5
Eastern Kentucky	5-3	5-6
UT Martin	4-4	5-6
Tennessee State	3-4	4-7
Austin Peay	3-5	4-7
Murray State	2-6	3-8
Southeast Missouri	1-7	2-9
*Jacksonville State	6-1	8-3

2010	OVC	ALL
Southeast Missouri	7-1	9-3
Jacksonville State	6-2	9-3
Eastern Kentucky	5-2	6-5
Murray State	5-3	6-5
UT Martin	5-3	6-5
Tennessee Tech	4-4	5-6
Eastern Illinois	2-6	2-9
Austin Peay	1-7	2-9
Tennessee State	0-7	3-8

2011	OVC	ALL
Tennessee Tech	6-2	7-4
Jacksonville State	6-2	7-4
Eastern Kentucky	6-2	7-5
Murray State	5-3	7-4
Tennessee State	4-4	5-6
UT Martin	4-4	5-6
Austin Peay	2-6	3-8
Southeast Missouri	2-6	3-8
Eastern Illinois	1-7	2-9

2012	OVC	ALL
Eastern Illinois	6-1	7-5
Eastern Kentucky	6-2	8-3
UT Martin	6-2	8-3
Jacksonville State	5-3	6-5
Tennessee State	4-3	8-3
Murray State	4-4	5-6
Southeast Missouri	2-6	3-8
Tennessee Tech	1-7	3-8
Austin Peay	1-7	2-9

2013	OVC	ALL
Eastern Illinois	8-0	12-2
Tennessee State	6-2	10-4
Jacksonville State	5-3	11-4
UT Martin	5-3	7-5
Eastern Kentucky	4-4	6-6
Murray State	4-4	6-6
Tennessee Tech	2-6	5-7
Southeast Missouri	2-6	3-9
Austin Peay	0-8	0-12

2014	OVC	ALL
Jacksonville State	8-0	10-2
Eastern Kentucky	6-2	9-4
UT Martin	5-3	6-6
Eastern Illinois	5-3	5-7
Tennessee Tech	4-4	5-7
Tennessee State	3-5	6-6
Southeast Missouri	3-5	5-7
Murray State	1-7	3-9
Austin Peay	1-7	1-11

2015	OVC	ALL
Jacksonville State	8-0	13-2
Eastern Illinois	7-1	7-5
UT Martin	6-2	7-4
Eastern Kentucky	5-3	6-5
Southeast Missouri	3-4	4-7
Tennessee Tech	3-5	4-7
Murray State	2-6	3-8
Tennessee State	1-6	4-6
Austin Peay	0-8	0-11

2016	OVC	ALL
Jacksonville State	7-0	10-2
UT Martin	6-2	7-5
Tennessee Tech	5-3	5-6
Tennessee State	4-3	7-4
Eastern Illinois	4-4	6-5
Murray State	4-4	4-7
Southeast Missouri	3-5	3-8
Eastern Kentucky	2-6	3-8
Austin Peay	0-8	0-11

2017	OVC	ALL
Jacksonville State	8-0	10-2
Austin Peay	7-1	8-4
Eastern Illinois	5-3	6-5
UT Martin	4-4	6-5
Eastern Kentucky	3-5	4-7
Southeast Missouri	3-5	3-8
Tennessee State	2-5	6-5
Murray State	2-5	3-8
Tennessee Tech	1-7	1-10

2018	OVC	ALL
Jacksonville State	7-1	9-4
Southeast Missouri	6-2	9-4
Eastern Kentucky	5-2	7-4
Murray State	5-3	5-6
Tennessee State	3-4	4-5
Austin Peay	3-5	5-6
Eastern Illinois	3-5	3-8
UT Martin	2-6	2-9
Tennessee Tech	1-7	1-10

2019	OVC	ALL
Austin Peay	7-1	11-4
Southeast Missouri	7-1	9-4
UT Martin	6-2	7-5
Eastern Kentucky	5-3	7-5
Jacksonville State	3-5	6-6
Tennessee Tech	3-5	6-6
Murray State	2-6	4-8
Tennessee State	2-6	3-9
Eastern Illinois	1-7	1-11

2020	OVC	ALL
Jacksonville State	6-1	10-3
Murray State	5-2	5-2
Austin Peay	4-2	4-5
Southeast Missouri	4-3	4-4
UT Martin	3-4	3-4
Tennessee Tech	2-5	2-5
Tennessee State	2-5	2-5
Eastern Illinois	1-5	1-5
Eastern Kentucky	0-0	3-6

ALL-TIME ROSTER

A-A-A-A-A-A	
Aaron, Henry Jr.	1977-79
Abdullah, Isaiah	20-Active
Abel, Marcus	98-99
Abrams, Kevon	2018
Acker, Brent	08-09
Adkins, Brian	2019
Akbar, Jamaal	05-08
Akers, Wayne	1998
Akin, Kyle	15-17
Akins, JaQuez	19-Active
Alexander, TJ	21-Active
Allbritton, Boyce T.	2003
Allen, Andre	89-90
Allen, Drew	14-15
Allen, Henry	86-87
Allen, Nick	2014, 18
Allen, Patrick	97-98
Alles, Chris	2002
Allison, Steve	65-68
Alston, Ervin	15-16
Alston, Jim	69-70
Anderson, Brandon	15-18
Anderson, Jeremy	99-02
Anderson, Kevin	13-14
Anderson, Lincoln	10-11
Anderton, Mark	82-84
Andre, Alexander	20-Active
Andrews, Grady	85-88
Andrews, Romel	82-85
Angus, Jeremy	1997
Anoka, Dexter	06-09
Anoma, Eyabi	20-Active
Appleton, Mitchell	20-Active
April, Brandon	2000
Arguello, Ariel	2013
Arkelian, Brent	16-17
Armour, Harris	1968
Armstrong, Gary	64-66
Armstrong, Rickey	90-92
Arquitt, Brian	1975
Arrington, Marcus	06-07
Atchley, Eddie	67-69
Atkins, Alex	03-06
Augustine, Emmanuel	2002
Austin, Archie	1989
Austin, Teddy	82-85
Axline, Ben	12-15
Axline, Mathew	11-14

B-B-B-B-B-B	
Bachus III, John	18-20
Bacon, Tim	86-89
Bailey, Brock	97-98
Bailey, Wayne	65-66
Baird, Robert	67-68
Baker, Oshae	20-Active
Baker, Preston	2015
Baker, Tommy	66-68
Bannon, Kevin	05-08
Barbee, Hugh	72-74
Barfield, Kevin	10-13
Barksdale, Tevin	09-12
Barnes, David	97-98
Barnes, Miguel	08-09
Barnes, Randy	70-72
Barnett, Devontay	13-14
Barnette, Bruce	1973
Barnhart, Ross	90-91
Barr, Angel	2019
Bates, Carey	70-72
Battle, Rakeem	15-16
Battle, Steve	1969
Bayless, Monty	58-60
Beard, Donnie	64-66
Beard, Nastas	1996
Beasley, Bubba	90-93
Beathard, Clay	16-17
Beattie, Tim	98-99
Beeler, Mike	68-71
Bell, Chris	2002
Bell, Tony	11-14
Belote, Steve	1970
Belyew, Mark	73-74
Bennett, Jake	2006
Benton, Sidney	1994
Berhow, Eric	1976

Berrien, Sam	2002
Bethune, Jerry	1963
Bey, Josh	07-10
Beymer, Drew	2017
Bielewicz, Wally	58-61
Bieniemy, Corey	1996
Billings, Tim	88-90
Billings, Xavier	2018
Birdyshaw, Cru	19-Active
Blackmon, J'Vontez	12-13
Blackwell, Danny	90-91
Blair, John	58-61
Blakemore, Maurice	92-95
Blalack, Clay	75-77
Blanks, Cedric	2010
Boals, Garey	1967
Boehringer, Scott	62-64
Bohanna, Dazerius	18-20
Boland, David	86-88
Bolinger, Cliff	00-01
Bolm, Jimmy John	2001
Bond, Kadarren	13-17
Bondurant, Greg	1975
Bone, La'Quante	13-14
Booker, Olandrious	15-16
Bostic, O.J.	1997
Bourne, Daryl	08-09
Bowdry, Kameron	18-20
Bowe, Jaimiee	15-19
Bowen, Tony	1975
Bowles, Anthony	92-94
Boyd, Ethan	20-Active
Boyd, Juricus	98-00
Boyd, Perez	01-02
Boyle, John	1979
Bradner, Eric	1986
Bradshaw, Brian	1997
Bratton, Roscoe	05-07
Braun, Pierce	1966
Brewer, Chad	93-96
Brock, Matt	2013
Brodie, Gene	61-63
Brooks, Chase	2001
Brooks, Jonathan	98-99
Browder, Bart	2003
Brown, Anthony	16-18
Brown, Danny	1966
Brown, David	73-74
Brown, Demetres	86-87
Brown, Dennis	1977
Brown, DuJuan	10-11
Brown, J.J.	95-98
Brown, James	92-95
Brown, Jordan	2014
Brown, Lashone	94-95
Brown, Leonard	2006
Brown, Nick	10-14
Brown, Randy	92-93
Brown, Roger	89-91
Brown, Runako	10-11
Brown, Steve	1970
Brown, Taylor	04-06
Brown, Ty	14-18
Brown, William	1975
Brozowski, Karl	1992
Brundige, John	1973
Bruner, Joe	70-73
Bryant, Arthur	01-02
Bryant, Michael	09-12
Bryant, Nathan	2004
Bryant, Sam	1977
Bryant, Tyree	18-19
Buchanan, Jeremy	07-10
Buchanan, Rodney	94-95
Bullington, Ryan	91-94
Bullock, Glenn	1966
Bunch, Oscar	90-91
Bunkley, Bobby	1964
Bunn, Dan	1964
Burch, John	85-88
Burgess, Jack	2000
Burleigh, Robert	13-17
Burnett, Rusty	90-93
Burnette, Bill	1963
Burns, Logan	14-15
Burris, Larry	69-70
Burston, Melvin	1976

Burton, Jessie	06-07
Burton, Tony	85-88
Butcher, Terry	76-79
Butler, Blake	2003
Butler, Devin	95-96
Butler, Dick	1990
Butler, Jeremy	12-13
Butler, Kevin	19-20
Bynum, Kowalski	87-90
Byrd, Tirrdell	05-08

C-C-C-C-C-C

Cain, Chris	81-82
Cain, Jordan	2007
Caldwell, Theo	68-69
Calixte, Marc	99-02
Callis, Ken	1968
Calvert, Chris	2009
Camp, Toby	21-Active
Campbell, Willie	98-00
Cannon, Jeremy	12-13
Capers, Gary	66-67
Carballo, Jose	16-17
Carlock, Mario	1996
Carlton, Leon III	13-14
Carney, Aaron	06-10
Carr, Bruce	1976
Carr, Derek	08-12
Carreon, Kyle	98-00
Carroll, Chris	72-74
Carroll, Mark	75-78
Carroll, Tooter	79-81
Carswell, Ronald	2014
Carter, David	81-83
Carter, Hunter	72-73
Carter, Sidney	87-88
Carter, Terry	73-75
Cartrett, Bob	1961
Castillo, John	03-04
Castleberry, Jordan	21-Active
Caughran, Howard	58-60
Cavaness, Charles	82-85
Caverly, Dillon	2016
Chamberlain, Daniel	09-10
Champion, Tony	81-84
Chandler, Jerry	20-Active
Chaney, Jack	75-78
Chapman, Donald	04-07
Chapman, Isaac	15-16
Chapman, Josh	05-07
Chase, Alan	00-01
Cheeks, Fahreed	21-Active
Cherry, Cecil	2019
Chinn, Michael	79-80
Chu, Ki Tok	86-89
Cindrich, Paul	1970
Clark, Fred	58-60
Clark, Ryan	18-20
Cleaves, Tavares	14-15
Clemons, Marquis	11-15
Clifton, Antonio	16-18
Cobb, Corey	96-97
Cochran, Ed	65-68
Cody, Josh	07-11
Coffron, Mike	66-68
Cofield, Jr., Donald	15-17
Coker, Kelly	69-71
Coleman, Chris	14-16
Coleman, Jason	02-05
Coleman, Travis	1992
Collins, Deslonde	62-64
Collins, James	1975
Collins, John	1973
Conley, Nenion	1963
Connolly, Pete	72-74
Cook, Roy	63-66
Cook, Troy	15-17
Cooley, Jermaine	19-Active
Cooper, Brandon	03-06
Corlett, Duane	01-02
Corn, Tim	1976
Cotton, James	13-16
Counce, Caleb	12-16
Counce, Matthew	16-17
Coure, Richard	94-97
Courtney, John	75-76
Courtright, Ryan	16-19

Cousar, Randy	73-75
Cowan, Shane	1996
Cox, Allan	65-68
Cox, Brandon	07-09
Cox, Don	65-67
Cox, Eddie	73-74
Cox, Tim	09-10
Cox, Zane	17-19
Crabtree, Will	20-Active
Craig, Bryant	06-09
Craigen, Corey	98-00
Crangle, Mike	70-72
Crenshaw, Kenneth	12-16
Crutchfield, Julian	16-19
Cuffie, John	1972
Cullivan, Bill	1973
Curtis, Rob	98-00
Curtis, Sam	10-14

D-D-D-D-D-D

Daggett, Bobby	15-16
Dailey, Jeremy	1998
Dance, Nick	14-15
Daniel, AJ	15-17
Daniel, BJ	2017
Daniel, Demonta	14-17
Daniel, EJ	06-08
Daniel, Eric	2001
Daniel, Erick	07-10
Daniel, TJ	06-07
Daniels, Cal	94-95
Daniels, Joe	97-98
Darden, Justin	09-10
Davenport, Lloyd	72-73
Davis, Aries	18-19
Davis, Charlie	58-60
Davis, Chris	16-17
Davis, Dylan	12-13
Davis, Gary	1976
Davis, Giovanni	20-Active
Davis, Jovon	06-07
Davis, Kenyonte	18-Active
Davis, Mark	1977
Davis, Reed	19-Active
Davis, Ryan	17-19
Davis, Tim	1978
Dawes, Darrell	70-72
Dawn, Lamar	1998
Dawson, Marcus	06-07
Dawson, Sheldon	15-16
Deal, Corey	1999
Dean, Billy	1962
Dean, Butch	61-63
Defino, Don	67-68
DeJarnatt, Tyler	05-08
Delaney, Roland	88-89
Delgado, Rick	80-83
Denson, Tyler	2019
DeVaux, Everett	79-80
Deverall, Bill	58-60
Dick, Ed	1975
Dickson, David	58-61
Dickson, Kenny	63-65
Dilday, Bart	77-80
Dillon, John	94-96
Dillon, Ronnie	58-60
Dines, Gary	58-60
Dinzey, Ahmeen	21-Active
Dinzey, Kareem	2020
Dismuke, David	84-85
Dittaugh, Danny	1977
Dobbins, David	2000
Doble, Gary	64-67
Dodd, Josh	18-19
Doleman, Jarvis	08-09
Dominguez, George	70-72
Donald, Katarii	93-94
Doss, Frankie	01-02
Dotson, Daylan	20-Active
Douart, Byron	1999
Dowell, Christian	21-Active
Dowell, Colton	17-Active
Dowell, Derrius	2009
Dowell, Wayne	1977
Drakeford, TJ	10-11
DuBose, David	16-Active
Duckworth, Reuben	2014

Dudley, Sam	87-88
Duff, Nick	2006
Duke, Anton	88-91
Dunavant, Joe	08-11
Duncan, Cole	03-06
Duncan, Levi	01-02
Duncan, Romeo	58-61
Dunham, Jabari	2014
Dunlap, Nathan	2000
Dunlap, Romiell	06, 08
Durham, Blake	21-Active
Dyal, Davin	18-19
Dyer, Buck	58-60

E-E-E-E-E-E-E

Eady, Tyler	10-13
Eakin, Travis	2012
Eddings, Tyler	14-18
Edmiston, Wilbur	59-62
Edwards, Don	1962
Edwards, Kelton	18-19
Edwards, Kendrick	01-02
Edwards, Ryan	1997
Eget, Wyatt	2019
Ellis, Bobby	10-13
Ellis, Junior	70-72
Ellis, Mike	1977
Ellison, Stephen	06-07
Elmore, Joey	86-89
Elrod, Wes	64-66
Emebunor, Wilson	2010
Emory, Roger	1975
Epperson, Mark	82-84
Epson, Lavante	98-99
Eroclin, Charlie	58-60
Ervin, Ralph	1975
Este, Joseph	16-17
Estelle, CJ	10-11
Evans, Carson	19-Active
Evans, Walter	11-15
Everett, Ben	08-12
Ezell, Adam	00-01
Ezell, Phillip	01-03

F-F-F-F-F-F-F

Fachini, Aldo	1973
Faciane, Malcolm	2015
Fair, Ladevin	12-16
Fale Ofa, Sione	08-10
Farris, Richard	86-88
Fason, Demond	94-95
Favre, Dylan	13-14
Fears-Perez, Taino	11-15
Federico, John	1963
Felter, Tim	87-88
Fields, Deshaun	17-18
Fields, Randy Jr.	21-Active
Findley, Trent	99-02
Finley, Howard	63-65
Fisher, Mark	1976
Fisher, Trey	20-Active
Fizer, Darren	07-10
Flenorl, Fred	10-12
Floyd, Brandon	19-Active
Flynn, John	70-71
Fogle, Mike	1999
Foley, Joey	18-19
Ford, Brenton	03-04
Ford, Chris	81-82
Ford, Dexter	1995
Ford, John	17-Active
Ford, Tyree	07-08
Forehand, Wayne	58-60
Forrester, Greg	2020
Fowler, Bobby	58-60
Fowler, JP	14-17
Franklin, Sam	21-Active
Frazier, Steven	10-12
Fredrick, Kevin	94-95
Frohock, Josh	07-09
Fultz, Terry	16-19
Furlong, Mark	1976

G-G-G-G-G-G-G

Gage, Jerry	63-65
Gaines, Steve	75-76
Gallian, Ben	98-01
Gallian, Will	04-06
Galloway, Ladarius	17-18
Gamble, Charles "Doc"	93-94
Gambrell, Russell	01-04

Gammon, Jack	2016
Gardner, Rusty	81-83
Garland, Trent	43449
Garrett, Andrew	2001
Garrett, Mark	14-18
Garverick, Allan	1963
Gasiecki, Eric	2007
Gates, Mike	66-67
Gates, Phil	1975
Gault, Desmon	2004
Gay, Jackson	21-Active
Geddings, Ray	64-66
Generett, Malik	09-13
Genesy, Roland	12-13
Gentry, John	75-78
George, Ronald	74-77
Geric, Gene	58-60
Gholston, Lee	2000
Giannini, Larry	68-71
Gibbs, Isaiah	19-Active
Gibbs, Jaden	19-Active
Gibbs, Joe	06-09
Gibson, Boone	2017
Gibson, Darryl	1977
Gibson, Trip	18-19
Giebeig, Richard	75-78
Gilbert, Don	1964
Gilbert, Jobronski	10-11
Gilbert, Sonny	1961
Gilbert, Wyatt	20-Active
Gill, Charlie	95-97
Gillen, John	1998
Gillespie, Kendrick	19-20
Gilleylen, James	14-18
Gillian, Kevin	93-94
Gilmore, David	03-06
Giltner, Terry	67-70
Gipson, Jabary	2007
Gipson, Mike	76-78
Glover, Deantae	12-16
Glover, Justin	03-06
Godwin, Brad	94-95
Goldbourne, Dion	18-19, 21
Golden, Kenny	82-84
Golden, Matt	1976
Goode, LaKeem	2014
Goodman, Marco	1998
Goodrich, Steve	1971
Goodyear, Charlie	97-99
Gowdy, Evan	16-17
Grace, Jerrod	07-08
Gragg, Charlie	1975
Graham, Terry	72-73
Grant, Will	03-06
Graves, James	58-60
Gravino, Marvin	1975
Gray, John	99-00, 02-03
Grayson, Marquez	16-17
Green, Benny	58-60
Green, David	20-Active
Greenwood, Jack	03-06
Greer, Deundre	98-99
Greer, Mark	2006
Gregory, Brian	92-94
Griffin, Jason	1993
Griffin, Scott	84-86
Grigione III, Richie	20-Active
Groves, Quinton	07-09
Guererri, Darwin	81-83
Guffin, Gerald	06-10
Guthrie, Gary	72-75
Guthrie, Stu	72-73
Guy, Mark	83, 87-88
Guy, Markei	06-09
Guy, Steve	20-Active
Guy, Vincent	19-Active
Gyenies, Greg	20-Active

H-H-H-H-H-H-H

Hagens, Kahlid	13-17
Hall, Bill	1977
Hall, Kelton	2010
Hall, Oscar	1984
Hamilton, Mickey	74-76
Hamilton, TJ	2006
Hamilton, Tony	86-89
Hammond, Jim	63-65
Hampton, Jermi	97-00
Hampton, Martin	1973
Hamrick, Brent	95, 97-98
Hamrick, Rhett	09-10

Hankins, Jordon	01-03
Hansen, Adam	04-07
Hansen, Tom	07-09
Hardegree, Bill	08-11
Hardegree, Jim	75-78
Hardy, Gene	64-67
Harmon, Korbin	18-Active
Harper, Dwayne	91-94
Harper, Kendal	08-11
Harrington, Mitchell	68-70
Harris, Brent	01-02
Harris, Camaren	11-13
Harris, Damien	00-03
Harris, Glenn	82-84
Harris, John	1977
Harris, Lenny	93-96
Harris, Malik	15-19
Harris, Rod	94-97
Harris, Thomas	01-02
Harris-Lusk, Kam	2019
Harrison, Ben	2003
Harrod, Jordan	17-18
Harrold, Dante	05-08
Hassell, Robert	68-70
Hatchie, Matthan	20-Active
Hawkins, Amiri	2012
Hawkins, Brett	1997
Hawkinson, Gary	78-80
Hay, Steve	72-74
Hayes, Bobby	65-67
Hays, George	1976
Heath, Will	64-67
Hedrick, Greg	1977
Heines, George	79-81
Helton, Steve	1975
Henderson, Chad	1997
Henderson, Jamel	09-11
Hendricks, Hamilton	2017
Henley, Andrew	20-Active
Hernandez, Joshua	21-Active
Herrin, Brad	1998
Hewett, Matt	2011
Hewett, Scott	72-73
Hicks, Arnie	1993
Hicks, Mike	08-09
Hicks, Robert	21-Active
Higgason, Taylor	14-15
High, Aaron	06, 08-09
Hines, Chris	92-93
Hines, Ralph	00-02
Hines, Robert	00-02
Hinson, Robert	68-70
Hirsch, Arnett	77-78
Hobbs, Joey	2017
Hobbs, Kareem	19-20
Hockaday, Jason	05-06
Hodges, Rex	79-82
Hodges, Jed	82-83
Hoffman, Wayne	83-86
Holbrook, Chris	1963
Holcomb, Josh	2003
Holcombe, Gunnar	2016
Holliman, Kendarius	18-20
Hollingsworth, Terrance	2016
Hollins, Devan	18-19
Holmes, Greg	1989
Holmes, Jay	99-00
Holmes, Nathaniel	69-72
Hook, Errol	67-69
Hook, Joe	09-11
Hooper, Jerry	1977
Hopkins, Cam/Ron	2020
Hopper, Austin	10-13
Hopper, Jim	1972
Horton, Jeremy	18-20
Horton-Martindale, Andrew	14-18
Hosea, Cedric	84-87
Houston, Rodarius	2015
Howard, Devonte	16-18
Howard, Jett	08-12
Howard, John	64-66
Howard, Keon	21-Active
Howard, Xiere	20-Active
Howell, Matt	01-02
Howell, Stewart	19-Active
Hoyle, Vernon	58-61
Huddleston, Parrish	2015
Hudson, Freddie	77-80
Hudson, Joe	17-19
Huffstetler, Randy	90-93
Hughes, Bucky	69-71

Hughes, Carroll	1961
Hughes, Jerry	66-67
Hughes, Montori	11-12
Hunter, Chris	19-Active
Hurst, Trevor	90-93
Hyers, Steve	1975

I-I-I-I-I-I-I

Ihnen, Gary	81-83
Ingram, Chauncey	2013
Ingram, Lucas	01-04
Irvin, Rodney	08-10
Isaac, Brian	13-14
Isom, Ryan	10-14
Ivey, Adam	05-08
Ivy, Anthony	04-08

J-J-J-J-J-J-J

Jackson, Antonio	20-Active
Jackson, Bill	1976
Jackson, Chris	16-Active
Jackson, Chrishun	19-20
Jackson, Darryl	1994
Jackson, Deilouse	13-14
Jackson, Drew	04-06
Jackson, Ernest	85-88
Jackson, Gemarta	2017
Jackson, Justin	13-17
Jackson, Markeseo	03-06
Jackson, Michael	00-03
Jackson, Nikki	92, 94-95
Jackson, Tim	82-83
James, Lenon Jr.	20-Active
Jasper, Michael	05-06
Jeffers, Jan	58-60
Jefferson, TJ	15-Active
Jenkins, Damaen	2002
Jenkins, John	1964
Jennings, Andrew	2002
Jennings, George	66-68
Jensen, Dan	2015
Jenkins, Mike	70-72
Jobe, Ty	2018
Johnson, Andrew	04-07
Johnson, Anthony	05-08
Johnson, Ben	11-13
Johnson, Brian	94-97
Johnson, Dezmon	2019
Johnson, Ernest	95-98
Johnson, James	70-72
Johnson, Jarid	21-Active
Johnson, Jarious	18-19, 21
Johnson, Jason	94-96
Johnson, John	10-14
Johnson, Larry	2020
Johnson, Leron	2007
Johnson, Leshawn	2007
Johnson, Levon	87, 89
Johnson, Taylor	2014
Jones, Carlos	1998
Jones, Chris	93-96
Jones, Danny	1978
Jones, Don	68-71
Jones, Jimmy	08-09
Jones, Joseph	16-17
Jones, Karlos	08-11
Jones, Keith	12-16
Jones, Kenny	08-11
Jones, Preston	91, 93-95
Jones, Rickey	2000
Jones, Travis	87-88
Jones, Wayne	69-71
Jordan, Corey	10-14
Jordan, Koreyon	16-17
Jordan, Mike	94-96
Joy, Chase	2017
Joyce, Barry	79-81
Joyner, Adam	96-99
Joyner, Adam	96-99
Justice, John	69-72

K-K-K-K-K-K-K

Kaibuchi, Narotushi	1992
Kasnic, Keith	82-85
Keating, Joe	89-92
Kellam, Alvis	85-87
Kelly, Anthony	09-11
Kendall, Hunter	20-Active
Kerobo, Andrew	2017
Kerrick, Kyle	13-16
Kessler, Jay	1962

Key, Chance	15-18
Kilburn, Tyler	12-13
Kilpatrick, Joel	03-06
King, James	1973
Kirkland, Mike	1990
Kirsey, Mike	70-72
Kirton, Alex	2020
Kissell, Brian	04-07
Klaren, Bobby	1983
Klaren, Matt	79-82
Kleinfelder, Zach	03-06
Kola, Kunle	08-09
Krause, Billy	04-07
Krouse, Larry	65-68
Krywaruczenko, Dan	2006
Kurucz, Tom	70-71
Kyker, James	1968

L-L-L-L-L-L-L

LaBreche, Christian	17-19
Lacy, Brandon	98-99
Ladd, Stanley	82-85
Lambert, Gordon	66-67
Landers, Jamarius	19-Active
Landry, Jordan	12-15
Lane, James	83-85
Lane, Joe	58-60
Langley, Andre	1988
Lansdell, Rush	2019
Larco, Tyler	19-Active
Larouche, Louis	1999
Larson, Kade	14-16
Lashlee, Hugh	54-57
Laster, Charles	85-88
Latham, Ed	1996
Latta, Randy	76-77
Lattimore, Carlos	2002
Lattimore, Tyrone	90-93
Lawless, Terrance	96, 98
Lawrence, Deray	18-Active
Lawrence, Jamar	08-09
Lawrence, Jason	94-96
Lawrence, Lee	00-03
Lawrence, Tom	88-89
Leach, Anthony	91-92
Leake, Jimmy	82-84
Leaming, Cody	2009
Leddy, Jonathon	00-01
Lee, Londell	16-17
Lee, Mark	1970
Lee, Robert	1973
LeFlore, Earl	76-77
LeFlore, Marcus	16-18
Leggett, Ian	2016
Lester, Stacey	95-96
Lester, Tony	79-82
Leverette, Trent	1997
Lewellen, Ron	64-66
Lewis, Bryson	2007
Lewis, Chuck	1964
Lewis, Ethan	2017
Liles, Charlie	83-85
Lilienthal, Travis	2009
Lindsey, Tom	1961
Litaker, D'Andre	18-19
Little, David	18-19
Lockridge, Michael	2003
Logan, Peyton	17-Active
Long, Buddy	58-60
Looney, John	1975
Lovan, Brice	1999
Love, Buster	1976
Love, Jim	60-63
Love, Larry	70-72
Lowe, Glenn	69-71
Lowery, Mitch	87-89
Lucas, Jack	19-Active
Lundy, Josh	21-Active
Luster, Myles	86-87
Luttrell, Brent	92-93, 95

M-M-M-M-M-M-M

MacIntyre, Toby	1975
Mackall, William	85-88
Maclin, Durann	2002
Madcock, Corey	16-17
Malone, Kyron	07-08
Mancini, Michael	08-11
Mann, DeAndre	11-12
Marler, Tommy	58-60
Marley, Mickey	76-79

Marquez, AJ	21-Active
Martin, Chip	07-08
Martin, Tae	13-17
Martin, Tim	1976
Martin, Troy	85-86
Massey, Derrick Jr.	21-Active
Mather, Todd	1994
Mathews, Armunz	17-18
Mathis, Phillip	84-86
Matthews, Michael	86-89
Maura, DaVonte	18-19
Mawyer, Kevin	94-95
May, Hunter	2019
Mayes, Tracy	2009
Mayo, Lee	66-67
McAbee, Chris	18-Active
McAdams, Jonathan	00-02
McBride, Kidane	01-02
McCall, Tamel	18-Active
McCann, Frank	58-61
McCann, Jarvis	11-12
McCarter, Enoch	1965
McClellan, Ronnie	1975
McClinton, Victor	2017
McConkey, Mike	72-75
McConn, Keith	1993
McCrone, Jeff	95-96
McCullough, Lyndell	00-02
McDaniel, Billy	1977
McDermott, Trace	07-08
McElrath, CJ	14-16
McGee, Laurence	90-91
McGoy, JaMichael	21-Active
McGroarty, Shane	18-20
McKelvey, Jerry	67-69
McKelvy, Tom	66-69
McKillion, Greg	2016
McKinney, Dewayne	79-81
McKinney, Jim	92-93
McKinnie, Clay	10-13
McMahan, Chad	02-05
McMahon, Karlos	2000
McNair, Jason	08-12
McNair, Julius	08-12
McNair, Traquan	19-Active
McNeil, DJ	10-13
McNeil, Emanuel	85-88
McNutt, Tom	1961
McPeak, Tyler	12-14
McPherson, Tim	1982
McWilliams, J.D.	97-99
Meardith, Terry	79-82
Mechem, Everett	1977
Meeks, Dennis	58-60
Merriweather, Keythric	1998
Mersman, Mitch	13-17
Michaels, Nick	12-14
Miles, Orlando	86-87
Miller, David	1978
Miller, Dontrell	06-08
Miller, Malcolm	19-Active
Milligan, Bryant	09-10
Mills, Brandon	21-Active
Millsap, Dexter	1997
Minnifree, TJ	18-Active
Mitchell, John	2019
Mitchell, Scottie	88-91
Mitchell, William	21-Active
Mollman, Glenn	76-79
Monday, Jason	1992
Monds, James	87-88
Monk, Billy	1964
Montgomery, Bob	1972
Montgomery, Carlos	01-02
Montgomery, Quentin	2017
Moody, Mack	63-66
Moore, Freddie	69-71
Moore, Freddie	83-84
Moore, Jaylon	15-19
Moore, Robert	2005
Moore, Wesley	97-98
Morgan, Eddie	2009
Morgan, Lamar	20-Active
Morris, Joey	85-87
Morrison, Jeff	1988
Moseley, Davey	1998
Moss, AJ	20-Active
Moton, Wanya	17-20
Mott, Josh	04-05
Moulton, Bob	1967
Mounce, Jim	1972

Mounce, Jimmy	1977
Murphy, Jay	14-17
Murphy, Jordan	11-15
Murphy, Matt	11-14
Murphy, Perry	79-80
Murphy, Theron	1970
Murray, Chris	07-09
Murry, Joseph	15-19
Myers, Ethan	10-13

N-N-N-N-N-N-N

Naes, Kyle	14-18
Nalls, Darrin	08-12
Nanney, Chris	90-93
Nanney, Danny	1969
Nanney, Hudson	2018
Nash, Chad	2002
Nash, Darrelle	08-11
Neal, Jarod	11-15
Neal, Mark	97-99
Needham, Matthew	19-Active
Nelson, Dion Jr.	21-Active
Nelson, Tucker	2010
Nelson, Xavier	2013
Nesbitt, Gerard	2020
Newcomb, Larry	75-78
Newsom, Austin	15-19
Newsom, Tavares	1997
Newsome, Randy	1976
Ng, Willie	87-88
Nichols, Steve	91-92
Nickens, Tim	1988
Nokes, Desmond	21-Active
Nordstrom, Nicholas	98-00
Normandin, Shane	2004
Norment, J.B.	91-94
Norris, Terry	2016
Norwood, Foy	67-69
Nugent, Devin	2013
Nunamaker, Julian	65-68
Nunley, Jim	1961
Nwankwo, Obi	10-13

O-O-O-O-O-O-O

O'Brien, Mike	70-71
O'Brien, Steve	76-77
O'Conner, Bill	58-61
O'Donnell, Joey	1993
O'Rick, Nick	06-09
Odum, Marqwell	19-Active
Ogletree, Roland	2000
Okeke, Kobe	20-Active
Oldham, Shane	1998
Olson, Gavin	19-Active
Ordway, Cam	2019
Orech, Steve	1975
Ortega, Tony	1970
Oteh, Chidi	06-08
Ovette, Paul	1977
Overbey, Jake	2013
Overton, Tommy	79-81
Overton, Trace	81-83
Oxendine, Darian	2019

P-P-P-P-P-P-P

Parker, Erin	20-Active
Parker, Mason	2015
Parker, Paul	92-93
Parker, Travis	00-01
Parker, Zach	15-17
Parkhouse, Ricky	2009
Parson, William	92-93
Patrick, Eli	20-Active
Patrick, Jo Jo	83-85
Patrick, Tyriq	2014
Patterson, Linzy	07-08
Patterson, Tyrone	15-16
Patton, Mikie	00-03
Pauley, Austin	2017
Pavalonis, Ron	2004
Payne, Shabree	09-11
Peacock, Roger	1970
Pease, Preston	00-02
Pecor, Dana	75-76
Peiler, Jordan	2009
Pendleton, Dorsett	07-08
Peppers, Terry	69-71
Perkins, Kobe	21-Active
Perry, Antonio	84-87
Perry, Jarvis	08-11
Perry, Jaymond	05-06

Perry, Lanarido	89-90
Peters, Wade	2005
Phelps, Paul	1973
Phillips, Eric	96-97
Phillips, Jack	1962
Phillips, Jr., Ben	2018
Phillips, Troy	00-02
Philpott, Christian	2017
Phipps, Lonnie	96-97
Pickens, Tom	1962
Pickett, Austin	16-Active
Pierce, Andres	2018
Pinson, Mike	1984
Pitcher, Landon	15-16
Pittman, Sherrod	17-19
Pitts, Sonny	1962
Plomin, Josh	2004
Plummer, Andre	02-05
Plunkett, Charles	1964
Plunkett, Enrique	1990
Poindexter, Billy	1961
Poitevint, Wayne	1971
Pollard, Mitch	1989
Polosky, Justin	94-95
Pope, Dustin	18-19
Pope, Michael	43355
Pope, Todd	87-89, 91
Porter, John	72-74
Poteete, Mike	79-80
Powell, Bill	67-69
Powers, Brock	18-Active
Prather, Geoff	2010
Prather, Jr., Kevin	15-18
Prather, Vernon	60-62
Preston, Greg	06-07
Prince, Tim	72-74
Pritchard, James	06-07
Pritchett, Harris	58-60
Prospere, Anthony	20-Active
Pruitt, Adrian	05-07
Pryor, Guy	99-02
Puckett, Campbell	20-Active
Pugh, John	95-96
Pugh, Tyler	21-Active
Pulliam, Parker	2018
Pyles, Jeremy	14-15

R-R-R-R-R-R-R

Ramey, Clyde	1971
Ramsey, Jack	1968
Ramsey, Larry	1967
Randle, Mike	89-90
Randolph, Colton	15-16
Randolph, Jimmy	76-77
Randolph, Paul	84-87
Ratliff, James	12-15
Rawls, Bryce	2020
Ray, Najee	12-16
Redditt, Jackson	11-15
Redmond, Rory	98-99
Reed, Leon	87-88
Reed, Sema'j	2017
Reeder, Deumaine	93-96
Reese, Jerry	81-84
Reeves, Barry	69-70
Regen, Robert	73-75
Reid, Kevin	14-18
Repella, John	1998
Reynolds, Craig	94-95
Reynolds, Steve	1971
Reynoldson, Jamy	95-96
Rice, Jimmy	70-71
Rice, Tyler	11-13
Richards, Cade	20-Active
Richards, Mike	1978
Richardson, Tommy	57-59
Riley, Bruce	1965
Riley, Mike	1967
Rinehart, Jerome	87-88
Roberts, Alex	13-16
Roberts, DJ	09-13
Roberts, Jackson	11-15
Roberts, Joe	1963
Roberts, Nick	95-96
Roberts, Ron	88-89
Roberts, Zoe	20-Active
Robertson, Edward	1999
Robertson, Phillip	90-91
Robinson, Jack	1978
Robinson, Jay	2007
Robinson, William	1977

Roche, Louis.....	70-71
Roebuck, Chester.....	03-04
Rogers, Corey.....	11-15
Rogers, Danny.....	17-75
Rogers, Jay..... 21-Active	
Romero, Marshall.....	02-03
Rondo, Kevin.....	04-07
Ross, Marcus.....	2002
Ross, Neil.....	77-78
Rottero, Nate.....	09-12
Rowe, Antavis.....	2017
Ruben, Tom.....	89-92
Rucker, Zion..... 21-Active	
Ruffin, Darriel.....	1997
Russell, Jarod..... 21-Active	
Ruth, Henry.....	66-69
Ruth, Lorry.....	63-65
Ruth, Terry.....	72-74
Rutland, Ralph.....	59-61

S-S-S-S-S-S-S

Sakarapanee, Logan.....	2018
Samples, Chase.....	09-10
Sanders, Jerry.....	1965
Sanders, Johnny.....	2008
Sandlin, Cody.....	09-12
Sangster, Dallis.....	16-17
Satterfield, James.....	10-14
Satterfield, O'Dale.....	90-93
Sawyer, Anthony.....	95-96
Schomaker, Ron.....	69-70
Schomacher, Ryan.....	99-00
Schumacher, John.....	96-97
Schweter, Bob.....	70-72
Scott, Zac.....	02-05
Scutari, Frank.....	1963
Senatore, Rob.....	1993
Senn, Emerson.....	1975
Shamburger, Shawn ... 21-Active	
Shanahan, Michael..... 18-Active	
Shanks, Larry.....	64-67
Shanks, Todd.....	89-92
Shannon, Kyle.....	2001
Shelley, Clay.....	09-12
Shelton, Matthew.....	2009
Shephard, James..... 20-Active	
Sherman, Donnie.....	76-78
Sherrill, Jeff.....	97, 99-00
Shimomura, Eric.....	92-93
Shipp, Tevin..... 19-Active	
Shisler, Marty.....	06-07
Shiver, Stephen.....	08-11
Shoaf, Lee.....	1967
Shorter, Tyler.....	19-20
Shufeldt, Dan.....	2009
Sides, Gene.....	67-68
Sides, Jimmy.....	1984
Sikes, Trey.....	84-87
Simmons, DJ.....	13-17
Simms, Aaron.....	11-15
Simms, Danny.....	1999
Sims, Deven..... 17-Active	
Sims, Quentin.....	11-12
Sims, Rayvon.....	03-06
Sinclair, Laurie.....	86-87
Sines, Ted.....	1961
Singleton, Steve.....	2000
Singleton, Will.....	2013
Sisco, Carlton.....	93-96
Slaughter, Jack.....	95-97
Sleeter, Gerald.....	1977
Smalls, Alvin.....	76-77
Smalls, Dennis.....	1977
Smith, Abner.....	03-06
Smith, Carnell.....	73-75
Smith, Darrell.....	59-62
Smith, Jason.....	2002
Smith, Jaylen.....	17-18
Smith, Jeremy.....	2003
Smith, Kendrick.....	00-01
Smith, Kevin.....	2000
Smith, Lee.....	58-60
Smith, Malik.....	2020
Smith, Mike.....	2005
Smith, Robert.....	1967
Smith, Rogric.....	03-05
Smith, Ron.....	1973
Smith, Sandy.....	64-66
Smith, Sherman.....	58-60
Smith, Terrance.....	96-97
Smith, Trey.....	09-11

Smoot, Elijah..... 21-Active	
Snyder, Tanner.....	2020
Sommer, Brian.....	2008
Sowell, Brian.....	1997
Spann, Billy Joe.....	1996
Spano, Brian.....	91-94
Springer, Brandon.....	07-09
Spurlock, Mike.....	1975
Stack, Daniel.....	97-98
Staehs, Bill.....	73-76
Stalleveo, Nick.....	1962
Stallings, Greg.....	1977
Stallings, LaDarrius.....	10-11
Stamper, Nick.....	99-01
Stanley, Taylor.....	08-11
Starling, Billy.....	1966
Starvum, Art.....	1977
Staten, Andrew.....	01-04
Steele, Ronnie.....	89-90
Stephens, D'Carrious.. 16-Active	
Stephens, Glenn.....	1968
Stephens, Taurean.....	02-06
Stevenson, William.....	00-02
Stewart, Cromwell.....	2000
Stewart, Matt.....	10-14
Stewart, Rochelle.....	1978
Stidham, Scott.....	89-92
Stillings, Jade.....	97-98
Stocker, Manny.....	2014
Stoddard, John.....	66-69
Stokes, Jordan.....	08-12
Storey, Tommy Ray.....	1978
Streator III, Porter.....	14-18
Strickland, Tyson..... 20-Active	
Strobridge, Antonio.....	94-96
Stuart, Les.....	94-95
Sturdivant, Cliff.....	1968
Summers, Carl.....	68-70
Swan, CJ.....	19-20
Swearingen, Rodney.....	95-98
Sweeten, Tyler.....	12-16
Sweeton, Charles.....	10-14
Swift, Jon.....	96-97
Swope, Mason.....	2018

T-T-T-T-T-T-T

Taffoni, Joe.....	1966
Tanksley, DeVonte..... 21-Active	
Tanner, William.....	14-15
Tarver, Buddy.....	80-82
Tatko, Collin.....	16-19
Taylor, Artie.....	84-87
Taylor, Damani.....	15-16
Taylor, Ed.....	1971
Taylor, Justin.....	91-92
Taylor, Maurice.....	09-11
Taylor, Mike.....	85-87
Taylor, Orentheus.....	02-03
Taylor, Richard.....	11-12
Taylor, Takerio.....	2006
Taylor, Tim..... 21-Active	
Taylor, Wilfred.....	15-16
Teamer, Ray.....	07-10
Temples, Josh.....	2002
Terry, DeAdrian.....	2013
Tingley, Josiah..... 20-Active	
Tharpe, Brent.....	91-93
Tharpe, Fred.....	83-85
Tharpe, Jeff.....	81-82
Tharpe, Ron.....	96-98
Thomas, Drew.....	12-14
Thomas, Fred.....	1995
Thomas, Nick.....	17-18
Thomas, Robert.....	90-91
Thomas, Roren.....	06-08
Thomas, Steve.....	1976
Thomas, Vincent.....	98-01
Thompson, Austin.....	86-89
Thompson, Benny.....	86-89
Thompson, Bobby.....	58-60
Thompson, Brett.....	15-17
Thompson, Cade.....	07-09
Thompson, Chris.....	09-13
Thompson-Clay, Julian.....	15-18
Thornhill, Jim.....	1969
Threats, Joseph.....	02-05
Throneberry, Woody.....	73-75
Tillery, Taz.....	07-10
Toatley, Ronnie.....	2001
Toles, Trey.....	07-08
Topps, Anthony.....	10-14

Torian, Aaron.....	97-98
Toure, Abou.....	13-14
Trammell, Ulysses.....	1994
Traylor, Marquis.....	18-19
Treadway, Gene.....	1961
Trent, Sanders.....	2003
Trice, Airius..... 21-Active	
Trice, Stanley.....	1976
Triggs, Kendrick.....	01-02
Triplett, Terrious.....	14-15
Tucker, Johnny.....	73-75
Tucker, Jordan.....	2017
Tucker, Kyron.....	2010
Turnbow, Kyle.....	2002
Turner, Darron.....	89-90
Turner, Juwan.....	10-13
Turner, Mike.....	15-17
Turner, Milt.....	1970
Turner, Sean.....	15-18
Tyes, Don.....	1977

U-U-U-U-U-U-U

Underwood, Jason.....	2001
Underwood, Lonnie.....	2015
Utley, Jonathan.....	08-11

V-V-V-V-V-V-V

Valdes, Jim.....	71-73
Vallee, Matt.....	2007
Valleto, David.....	1981
Vassar, David.....	1997
Vaughn, Dominique.....	13-14
Venzant, Earvin.....	03-06
Verdell, Wendell.....	1983
Vickers, Ja'Kevious.....	2019
Vickers, Tom.....	1964
Vincent, Garrett.....	11-15
Vistal, Bruce.....	58-60
Vowell, Tab.....	91-93

W-W-W-W-W-W-W

Waddell, Jake.....	1997
Waggoner, John.....	70-71
Wahlberg, Brady.....	02-05
Walker, Anthony.....	2006
Walker, Charles.....	77-80
Walker, Danny.....	73-74
Walker, James.....	16-19
Walker, Mike.....	75-77
Walker, Reggie.....	96-97
Wall, Garrett.....	14-18
Wall, Justin.....	2001
Wallace, Zak..... 19-Active	
Walton, Garrett.....	15-16
Wamble, Jody.....	03-05
Warner, Bryce.....	2017
Warr, Felando.....	2009
Warren, Buddy.....	69-72
Warren, Eddie.....	98-99
Warren, Mark.....	73-75
Warren, Randy.....	79-81
Warren, Trey.....	13-16
Wash, Albert.....	72-73
Wash, Jimmy.....	79-80
Washington, Larry.....	74-77
Wathen, Dean.....	10-14
Watkins, Danny.....	76-77
Watkins, Greg.....	87-88
Watkins, Kylan.....	2017
Watson, Billy.....	1961
Watson, Doc.....	1962
Weathers, Caylon.....	13-17
Weaver, Justin.....	05-07
Webb, Aaron..... 21-Active	
Webb, Brian.....	97-98
Webb, Mike.....	1975
Weems, Remondia.....	93-96
Weir, Shamari..... 20-Active	
Welch, Alan.....	81-82
Welch, Derek.....	09-10
Welch, Eric.....	1996
Welch, Joe.....	90-93
Welch, Lewis.....	1969
West, Marvin.....	71-74
Wheeler, Mark.....	2004
Wheeler, Roy.....	1961
Whitaker, Roderick.....	06-08
White, Brian.....	96-97
White, Jaquille.....	14-15
White, Justyce.....	2016
White, Todd.....	87-90

White, Tom.....	2009
Whitefield, Billy.....	1961
Whitfield, Charlie.....	75-78
Whitfield, Richard.....	67-69
Whitley, Will.....	13-15
Whittaker, Doug.....	98-99
Whittemore, Bill.....	2000
Whittle, Aron..... 20-Active	
Wiggins, Jim.....	67-68
Wiley, Chris.....	93, 95
Wilkins, Billy.....	81-82
Williams, AJ.....	10-11
Williams, Anthony.....	89-90
Williams, Curtis.....	77-78
Williams, David.....	74-77
Williams, Deylon.....	17-18
Williams, Don.....	58-60
Williams, Donnell..... 16-Active	
Williams, Eunique.....	2009
Williams, Henry.....	75-77
Williams, John.....	1973
Williams, Lanny.....	1975
Williams, Leonard.....	90-91
Williams, Mark.....	80-81
Williams, Marshall.....	71-72
Williams, Ray.....	05-08
Williams, Rodney II..... 16-Active	
Williams, Shane.....	01-02
Williams, Terry.....	18-19
Williams, Thad.....	10-13
Williams-Hall, Chris.....	16-17
Willis, Keion..... 21-Active	
Willis, Jake.....	2020
Wilson, Charles.....	90-91
Wilson, Glenn.....	76-77
Wilson, Jason.....	2002
Wilson, Nate.....	05-08
Wilson, Paul Ryne.....	2002
Wilson, Richard.....	83-85
Wilson, Rick.....	1996
Winn, Dresser..... 17-Active	
Winslow, Eddy.....	97-98
Wisniewski, Kyle.....	03-05
Witten, Dana.....	70-72
Wood, Gary.....	67-69
Woods, Jay..... 20-Active	
Woods, Mack.....	1971
Woody, Will.....	93-96
Wooten, Shawn.....	1993
Worthen, Craig.....	05-08
Wright, Chris.....	2012
Wright, Clovis.....	88-89
Wright, Jeff.....	76-78
Wright, John.....	72-73
Wright, Justin.....	13-14
Wright, Rod.....	11-15
Wright, Tim.....	92-93
Wynn, Charles.....	1964
Wyrosdick, J.D.....	59-61

Y-Y-Y-Y-Y-Y-Y

Yandell, Lee.....	2006
Yarbrough, Josh.....	06-07
Yates, Drake.....	2020
Yates, Dylan.....	2017
Yeager, George.....	72-74
Young, Brandyn.....	07-09
Young, Jerry.....	80-81
Young, Lamarcus.....	16-20
Young, Loren.....	2018
Young, Matt.....	1994
Young, Takeem..... 17-Active	
Youngerman, Charlie.....	58-60

Z-Z-Z-Z-Z-Z-Z

Zachary, Bob.....	58-61
Zennon, Shelton.....	72-73
Zipp, Bill.....	1975
Zipp, Mark.....	90-92


ALL-TIME HEAD COACHES



H.K. GRANTHAM

1925-33 / RECORD: 27-34-9


H.K. Grantham served as the first head coach at Hall Moody College and was the major architect for the first football field. After coaching football, Grantham continued to serve as men's basketball coach, director of athletics, and head of the physical education department until 1937.



W.E. DERRYBERRY

1934-36 / RECORD: 22-3-1


Hired in 1933 as head of the English Department, Derryberry was a former player under Major Bob Neyland, football coach at UT Knoxville. He gave the UTJC its first undefeated season and a Mississippi Valley Conference championship in 1936.



NICK G. DENES

1937-38 / RECORD: 6-9-1

Denes who only coached at UTJC for two seasons would later be recognized for his excellent teams at Western Kentucky.



PAUL HUG

1939-41 / RECORD: 11-24-1


Paul Hug was selected as head coach in 1939 when he was given the responsibility of coaching football as well as the basketball program. He coached for three seasons until sports was put on hold because of the war, and then coached his final season in 1946 when the veterans returned.



JAMES C. HENSON

1947-56 / RECORD: 24-48-3

Henson, who was assistant coach under Paul Hug was awarded the job in 1947. He was a former standout football player and track star at Mississippi State University. Other than being football coach, Henson coached basketball, headed the physical education department, was the director of athletics, and taught chemistry.



ROBERT "BOB" CARROLL

1957-74 / RECORD: 85-82-4

Bob Carroll played his first two years at UT Martin before he went to the University of Wyoming and graduated with academic All-America honors. He coached the 1967 team that put up a 10-1 record and won the Division II National Championship Tangerine Bowl game. In 1974, Carroll relinquished his coaching duties to become the assistant athletic director. He finished his 18-year tenure, the longest in school history, with an 84-82-4 record.



GEORGE MACINTYRE

1975-77 / RECORD: 18-14

MacIntyre, a graduate and standout quarterback from the University of Miami (Florida), was hired as head coach in 1975 as the first full-time head coach at UT Martin. He was previous the defensive secondary coach at Vanderbilt University. MacIntyre coached for three seasons at UT Martin before leaving to join the staff at the University of Mississippi and later became the head coach at Vanderbilt University.



VESTER NEWCOMB

1978-79 / RECORD: 7-13

Vester Newcomb, an assistant under coach George MacIntyre, was awarded the head coaching job in 1978. He would only coach UT Martin for two seasons finishing with a 2-8 record his first year and a 5-5 mark in season two.



LYNN AMADEE

1980-81 / RECORD: 8-14

Lynn Amadee came to UT Martin as head coach after being the quarterbacks coach at UT Knoxville for a year. He played quarterback in college for LSU and then played in the Canadian Football League as a quarterback for three seasons. Amadee went on to coach in the World Football League and the NFL with the New Orleans Saints.




FRED PICKARD

1982-85 / RECORD: 12-31-1

Fred Pickard came to UT Martin as a linebacker in 1975. A native of Columbia, Tenn., Pickard was hired to his first collegiate head coaching job in 1982. He was on the Terry Parker High School coaching staff in Jacksonville, Fla. for 13 years, serving as the head coach for eight seasons. He posted a 48-29-3 record. He coached UT Martin for four seasons finishing with a 12-31-1 record.

ALL-TIME HEAD COACHES




DON MCLEARY

1986-96 / RECORD: 50-73

In 1988, under McLeary in his third season as the head coach, the school won its first-ever Gulf South Conference title and made its first appearance in the NCAA Division II national playoffs. McLeary was named "GSC Coach of the Year" in 1988. He came to UT Martin from the staff of the Los Angeles Express of the United

States Football League. He was born in Humboldt and went on to star as an All-American high school player at Jackson North Side High. He continued his playing career at UT Knoxville where he played for coaches Doug Dickey and Bill Battle. As a Volunteer, McLeary was a member of the Southeastern Conference championship teams in 1967 and 1969. McLeary later went on to serve in Tennessee State Senate from 2002-06.




JIM MARSHALL

1997-1999 / RECORD: 2-31

Marshall was a 1969 graduate of UT Martin. He served as offensive line coordinator and recruiting coordinator at the University of Memphis before coming to UT Martin. Marshall served as an assistant coach at UT Martin from 1975-77 serving as a running backs coach in is first year and as offensive line coach the following year.

He is a native of Crestline, Ohio. He first attended Bowling Green in 1965-67 where he played center in football and catcher in baseball. He transferred to UT Martin where he played both sports again and capped off his college career by earning Small College All-America baseball honors.




SAM McCORKLE

2000-02 / RECORD: 5-25

McCorkle came to UT Martin from Mississippi Delta Community College in Moorhead where he has served as offensive coordinator since 1997. He was head coach at his alma mater, West Alabama University (now known as the University of West Alabama), from 1985-90 where he was among the youngest head coaches in the country at the time.

He was a three-year letterman at West Alabama and he helped the Tigers win the 1971 NAIA national championship. He received the Phil Puccio Most Dedicated Player Award for his efforts during his senior season and was named to the All-Alabama Small College team in 1971. He was a three-year starter at Meridian High School and a member of the Mississippi state championship teams of 1966 and 67.



JOHNNY JERNIGAN

2002 / RECORD: 0-4

Jernigan served as interim head coach when Sam McCorkle left the team midseason. Jernigan was serving as the team's defensive line coach when he was elevated to interim head coach. Jernigan joined the Skyhawks, from the staff of Henderson State University in Arkansas. The Houston, Texas native was an All-Texas Junior College Defensive

end. In 1992, he transferred to Stephen F. Austin where he earned All-Southland Conference honors as a defensive end.



MATT GRIFFIN

2003-05 / RECORD: 10-24

In his first season as the head coach at UT Martin, Griffin led the Skyhawks to an overtime win over Tennessee Tech. The victory ended a 43-game losing streak for the Skyhawks that dated back to 1996. In 2004, Griffin led the Skyhawks to a 2-9 record. His 2005 Skyhawks posted a 6-5 overall record and a 4-4 Ohio Valley Conference worksheet. Before coming to UT Martin, Griffin served

four years as an assistant coach at the University of Maine. From 1997-98 he served as an assistant at UT Martin. After three seasons at UT Martin, Griffin accepted the head coaching job at rival Murray State University.



JASON SIMPSON

2006-PRESENT / RECORD: 90-77

In his first season as a head coach in 2006, Simpson led the Skyhawks to a 9-3 overall record, a 6-1 Ohio Valley Conference worksheet and its first OVC championship. The Skyhawks advanced to postseason play for the first time since 1988 and were ranked 13th in the nation in the final polls.

Since then, Simpson accumulated an 90-77 record, ranking as the sixth most winningest coach in OVC history along with a 72-46 (.610) mark in conference contests. Three of the program's seven 8-win seasons have come under Simpson, including all three at the Football Championship Subdivision level.

He served as an assistant coach from 1997-1999 at Jacksonville State University. After the Jacksonville State, He coached quarterbacks, receivers, and served as the recruiting coordinator at Texas State. Before accepting the head coaching job at UT Martin, Simpson was an assistant coach and offensive coordinator at Chattanooga from 2003-2005.

UT MARTIN COACHING HISTORY

NAME	YEARS	OVERALL	PCT.
H.K. GRANTHAM	1925-33	27-34-9	.450
W.E. DERRYBERRY	1934-36	22-3-1	.865
NICK G. DENES	1937-38	6-9-1	.406
PAUL HUG	1939-41	11-24-1	.319
JAMES C. HENSON	1947-56	24-48-3	.340
BOB L. CARROLL	1957-74	85-82-4	.508
GEORGE MACINTYRE	1975-77	18-14	.562
VESTER NEWCOMB	1978-79	7-13	.350

NAME	YEARS	OVERALL	PCT.
LYNN AMADEE	1980-81	8-14	.363
FRED PICKARD	1982-85	12-31-1	.284
DON MCLEARY	1986-96	50-73	.406
JIM MARSHALL	1997-99	2-31	.060
SAM McCORKLE	2000-02	5-25	.166
JOHNNY JERNIGAN	2002	0-4	.000
MATT GRIFFIN	2003-05	10-24	.294
JASON SIMPSON	2006-PRESENT	90-77	.539

HISTORIC COACHING STAFFS

1961

Bob Carroll.....	HC
Grover Page.....	LC
Ross Elder.....	EC

1962

Bob Carroll.....	HC
Grover Page.....	LC
Ross Elder.....	EC

1963

Bob Carroll.....	HC
Grover Page.....	LC
Ross Elder.....	EC
Ted Sines.....	FC

1964

Bob Carroll.....	HC
Grover Page.....	LC
Ross Elder.....	EC

1965

Bob Carroll.....	HC
Grover Page.....	DL
Ross Elder.....	OL
Jack Beeler.....	DB
Chris Holbrock.....	FC

1966

Bob Carroll.....	HC
Grover Page.....	DL
Ross Elder.....	OL
Jack Beeler.....	DB
Bobby Fowler.....	FC

1967-1968

Bob Carroll.....	HC
Grover Page.....	DL
Ross Elder.....	OL
Jack Beeler.....	DB

1969

Bob Carroll.....	HC
Grover Page.....	DL
Ross Elder.....	OL
Jack Beeler.....	DB
Vernon Prather.....	RB
Bud Reiselt.....	FC
Tommy Baker.....	FC

1970

Bob Carroll.....	HC
Grover Page.....	DL
Ross Elder.....	OL
Jack Beeler.....	DB
Vernon Prather.....	RB
Bud Reiselt.....	FC
Lloyd Watson.....	FC

1971-73
(Staff Was Not Available at Publish)

1974

Bob Carroll.....	HC
Grover Page.....	DL
Ross Elder.....	OL
Jack Beeler.....	QB/WR
Vernon Prather.....	DB

1975

George MacIntyre.....	HC
Ron McCrone.....	DC/DB
Vester Newcomb.....	OC/OL
Fred Pickard.....	OL

Billy Ware.....	DL
Jim Marshall.....	RB
David Lee.....	QB/WR

1976

George MacIntyre.....	HC
Ron McCrone.....	DC/DB
Vester Newcomb.....	OC/OL
Fred Pickard.....	LB
Billy Ware.....	DL
Don Wiggins.....	RB
David Lee.....	QB/WR

1977

George MacIntyre.....	HC
Ron McCrone.....	DC/DB
Vester Newcomb.....	OC
Fred Pickard.....	LB
Billy Ware.....	DL
Don Wiggins.....	WR
Monty Crook.....	OL

1978

Vester Newcomb.....	HC
Fred Pickard.....	DC/LB
Jim Marshall.....	OC/OL
Don Wiggins.....	WR
Charlie Newlon.....	DB
Gary Guthrie.....	RB
Randy Latta.....	DL
Bill Staehs.....	QB
Clay Blalack.....	DE

1979

Vester Newcomb.....	HC
Fred Pickard.....	RB
Don Wiggins.....	QB
Charlie Newlon.....	DB
Jim Taubert.....	DB
Terry Giltner.....	LB

1980

Lynn Amedee.....	HC
Fred Pickard.....	OC
Jim Graves.....	OL
Charlie Newlon.....	DB
Jim Taubert.....	DL
Terry Giltner.....	LB

1981

Lynn Amedee.....	HC
Fred Pickard.....	DC
Donny Sherman.....	OC
Jim Graves.....	OL
Jim Taubert.....	DL
Mickey Marley.....	DB

1982

Fred Pickard.....	HC
Jim Graves.....	OC/OL
Larry Shanks.....	DC/DL
Jim Hardegree.....	OL
Mickey Marley.....	DB
Bill Staehs.....	QB

1983

Fred Pickard.....	HC
Jim Graves.....	OC/OL
Larry Shanks.....	DC/DL
Jim Hardegree.....	LB
Mickey Marley.....	DB
Bill Staehs.....	QB

1984

Fred Pickard.....	HC
Jim Graves.....	OC/OL
Larry Shanks.....	DC/DL
Jim Hardegree.....	LB
Mickey Marley.....	DB
Bill Staehs.....	QB

1985

Fred Pickard.....	HC
Jim Graves.....	OC/OL
Larry Shanks.....	DC
Jim Hardegree.....	LB
Mickey Marley.....	DB
Bill Staehs.....	QB/RC

1986

Don McLeary.....	HC
Denver Johnson.....	AHC/OL
Larry Shanks.....	DC/LB
Todd Berry.....	OC/RB
Jeremiah Davis.....	DB/RC

1987

Don McLeary.....	HC
Denver Johnson.....	AHC/OL
Larry Shanks.....	DC/DL
Todd Berry.....	OC/QB/WR
Jeremiah Davis.....	LB/RC
Jerry Reese.....	DB
Bruce Scott.....	RB

1988

Don McLeary.....	HC
Denver Johnson.....	AHC/OL
Todd Berry.....	OC/OL/QB/WR
Larry Shanks.....	DC/DL
Jerry Reese.....	DB
Bruce Scott.....	RB

1989

Don McLeary.....	HC
Larry Shanks.....	AHC/DC/DL
Vincent White.....	OC/WR
Bruce Scott.....	OL
Jim Hughes.....	LB

1990

Don McLeary.....	HC
Larry Shanks.....	AHC/DC/LB
Morgan Hout.....	OC/WR
Jerry Reese.....	DB
Jim Hughes.....	LB
Todd Kirk.....	OL
Jim Graves.....	RC

1991

Don McLeary.....	HC
Larry Shanks.....	AHC/DC/LB
Todd Kirk.....	OC/WR
Jerry Reese.....	DB
Jim Hughes.....	LB
Jim Graves.....	SC/RC

1992

Don McLeary.....	HC
Larry Shanks.....	AHC/DC/LB
Jerry Reese.....	DB
Morgan Hout.....	PG/WR
Todd Kirk.....	RG/OL
Grady Andrews.....	DL
Jim Graves.....	SC/RC

1993

Don McLeary.....	HC
Jerry Reese.....	AHC/WR
Drew Fabianich.....	Co-DC/LB
Mike MacIntyre.....	Co-DC/DB
Todd Kirk.....	RG/OL
Grady Andrews.....	DL
Jim Graves.....	SC
Jackie Shipp.....	AC

1994

Don McLeary.....	HC
Jerry Reese.....	AHC/WR
Drew Fabianich.....	DC/LB
Mike MacIntyre.....	DB
Todd Kirk.....	RG/OL
Grady Andrews.....	DL
Matt MacIntyre.....	RB
Kacy Rodgers.....	DE
Charles Wiggins.....	GA

1995

Don McLeary.....	HC
Drew Fabianich.....	DC/DB
Todd Kirk.....	OL
Kacy Rodgers.....	DE
Charlie Stubbs.....	OC/QB
Charles Wiggins.....	AC

1996

Don McLeary.....	HC
Mike MacIntyre.....	DC/DB
Rod Olson.....	OC
Todd Kirk.....	OL
Kacy Rodgers.....	DE
Scott Smith.....	DT
Jody Evans.....	LB
Mark Leposky.....	WR
Brian Spano.....	LB

1997

Jim Marshall.....	HC
Jim Abbate.....	DB
Mike Beagle.....	DC/LB
Jeff Brookshire.....	OL
Matt Griffin.....	OC/QB/WR
Kacy Rodgers.....	DL
Dave Walkosky.....	ST/RB

1998

Jim Marshall.....	HC
Jeff Brookshire.....	OL
Matt Griffin.....	OC/QB/WR
Dave Walkosky.....	DC/DB
Chris Jones.....	DL
Larry Porter.....	RB
Paul Randolph.....	LB

1999

Jim Marshall.....	HC
Kurt Barber.....	DL
Damon Bradford.....	LB
Jeff Brookshire.....	OL
Allan Cox.....	OC/QB/WR
Pete Shaw.....	DC/DB

2000

Sam McCorkle.....	HC
Jeff Richards.....	AHC/DC/LB
Kurt Barber.....	DL
Gerald Broussard.....	OL/SC
Brian Manner.....	RB
Sammy McCorkle.....	DB
Blaine McCorkle.....	WR

2001

Sam McCorkle HC
 Butch Caldwell AHC/RC/LB
 Sammy McCorkle DC/LB
 Brian Maner RB/SC
 Blaine McCorkle OL
 Wyatt Rogers WR
 Johnny Jernigan DL

2002

Sam McCorkle HC
 Johnny Jernigan DL/SC
 (Interim Head Coach)
 Brad Franchione LB/RC
 Lee Hollifield WR
 Blaine McCorkle OL
 Sammy McCorkle DC/DB
 Cedric Thomas RB

2003

Matt Griffin HC
 Mickey Fein OC
 Andy Rondeau DC/LB
 Johnny Jernigan DL
 Brian Scott WR
 Mike Zapolnik OL
 DeLane Fitzgerald RC/WR/RB
 Jason Seaker DB
 Dwayne Wilmot AC

2004

Matt Griffin HC
 Mickey Fein OC/QB
 Mark Lister DC
 Kevin Cahill WR
 DeLane Fitzgerald ST/RB
 Michael Hayes OL
 Johnny Jernigan DL
 Dewayne Wilmot RC/LB
 Matt Wise DB

2005

Matt Griffin HC
 Mickey Fein OC/QB
 Kevin Cahill WR
 Michael Hayes OL
 Johnny Jernigan DL
 Mark Lister DB/LB
 Dwayne Wilmot RC/S
 Matt Wise DB
 Brandon Lacy RB
 William Hawkins AC

2006

Jason Simpson HC
 Chris Boone AHC/DC/LB
 Chris Achuff DL/SC
 Shepherd Campbell DB
 Kent Laster RC/WR
 Marcus Satterfield PG/RB
 Ferrell Trimm ST/S
 Geep Wade OL
 Will Harriger TE
 Tony Butler AC

2007

Jason Simpson HC
 Chris Boone AHC/DC/LB
 Chris Achuff DL/SC
 Shepherd Campbell DB
 Marcus Satterfield PG/QB
 Ferrell Trimm ST/S
 Geep Wade RG/OL
 Jay Graham WR/RC

2008

Jason Simpson HC
 Chris Boone AHC/DC/S

Marcus Satterfield . AHC/PG/QB/
 WR

Adam Beauchamp DL/SC
 Anthony Blevins RC/DB
 Gerard Parker RB
 Cesar Rivas-Sandoval ST/LB
 Geep Wade RG/OL

2009

Jason Simpson HC
 Chris Boone AHC/DC
 Geep Wade OC/OL
 Adam Beauchamp AHC/RB
 Gerard Parker WR
 Jimmy Lindsey DL
 Will Harriger LB
 Carter Barfield QB
 Brandon Cooper DB
 Alex Cohen SC
 Kevin Bannon OGA
 Ray Williams DGA

2010

Jason Simpson HC
 Chris Boone AHC/DC/S
 Mac Bryan OC/OL
 Nathan Burton LB
 Brandon Cooper DB
 Jordan Hankins RB/SC
 Chase Gibson SC GA
 Ryan Nielson DL/ST
 Gerard Parker WR/RC
 Kane Wommack QB
 Kevin Bannon OGA
 Ray Williams DGA

2011

Jason Simpson HC
 Jordon Hankins AHC/RB/SC
 Mac Bryan Co-OC/OL
 Carmen Felus Co-OC/WR
 Lytrel Pollard DC
 Nathan Burton LB
 Bernard Riley DL
 Kyle Manley QB
 Nick Glenn AC/RC
 Darrin Fizer OGA

2012

Jason Simpson HC
 Jordon Hankins AHC/RB
 Carmen Felus Co-OC/WR
 Mac Bryan Co-OC/OL
 Jeff Byrd DC
 Bernard Riley DL
 Eric Stuedemann QB
 Nick Glenn AC/RC
 David Reeves DB
 Nick Newsome DGA

2013

Jason Simpson HC
 Jordon Hankins AHC/LB/SC
 Jeff Byrd DC
 Carmen Felus OC/WR
 Eric Stuedemann RB/TE
 Kevin Bannon OL
 Tray Scott DL
 Nick Glenn AC/RC
 Derek Carr OGA
 Julius McNair DGA

2014

Jason Simpson HC
 Jordon Hankins AHC/LB/SC
 Jeff Byrd DB
 John Bond OC
 Kevin Bannon OL/RC

Tray Scott DL
 Justin Rascati WR/ARC
 Julius McNair DB
 James Guest RB
 Ben Luther TE
 Jay Gregory AC/ASC
 Ben Johnson DGA

2015

Jason Simpson HC
 Jordon Hankins AHC/LB
 Jeff Byrd DC
 John Bond OC
 Kevin Bannon OL/RG/RC
 DeMarcus Covington DL
 Justin Rascati WR/PG/ARC
 Julius McNair DB
 James Guest RB
 Jamael Lett AC
 Ben Luther TE
 Nate Sedergrén SC

2016

Jason Simpson HC
 Jordon Hankins AHC/LB/ST
 Jeff Byrd DC
 Kevin Bannon OC/RC
 Adam Lechtenberg PG/WR
 Buddha Williams DL
 Julius McNair RB/ARC
 Mike Treier DB
 Josh Zettergren QB
 Will Burnham TE
 Joe Peake DGA
 Chris Bell DO
 Nate Sedergrén SC

2017

Jason Simpson HC
 Jordon Hankins AHC/DC
 Kevin Bannon OC/OL
 Fred Tate AHC/Co-OC
 Derek Carr PG/WR
 Julius McNair RB/RC
 Clint McMillan DL
 Brandon Lechtenberg S
 Dominique Bowman DB
 Will Burnham TE
 Tyler Rice QC
 William Tanner PD
 Chris Bell DO
 Nate Sedergrén SC

2018

Jason Simpson HC
 Jordon Hankins AHC/DC
 Kevin Bannon OC/OL
 Geep Wade Co-OC
 Dominique Bowman AHC/DB
 Clint McMillan DL/Co-ST
 Chris Polizzi S/Co-ST/RC
 Tyler Rice WR
 Travis Partridge QB
 Jared Barnett IWR
 Jay Murphy DGA
 Chris Bell DO
 Emanuel McNeil PD
 Nate Sedergrén SC

2019

Jason Simpson HC
 Jordon Hankins AHC/DC
 Chris Polizzi AHC/Co-ST/S/RC
 Kevin Bannon OC/OL
 Nick Petrino Co-OC/QB
 Clint McMillan DL/Co-ST
 Matt Jones RG/TE/OT
 Tyler Rice WR
 Sean Fisher RB

2020-21

Jason Simpson HC
 Chris Polizzi AHC/DC
 Kevin Bannon OC/OL
 Matt Jones RG/TE/OT
 Sean Fisher RB/Co-ST/RC
 Jay MacIntyre WR
 George Frazier DL
 Brandon Butcher LB
 Devonte Howard OGA
 Antonio Clifton DGA
 TJ Jefferson DGA
 Chris Bell DO

2021

Jason Simpson HC
 Chris Polizzi AHC/DC
 Kevin Bannon OC/OL
 Matt Jones RG/TE/OT
 Jay MacIntyre PG/RC/WR
 George Frazier DL
 Brandon Butcher LB
 Drew Tate QB
 Devonte Howard RB
 Sheldon Dawson DB
 Brandon Buchner ARC/OGA/SGA
 Antonio Clifton DGA/SGA
 TJ Jefferson DGA/SGA
 Chris Bell DO

Abbreviation Legend

Head Coach HC
 Assistant Head Coach AHC
 Offensive Coordinator OC
 Defensive Coordinator DC
 Run-Game Coordinator RG
 Pass-Game Coordinator PG
 Special Teams Coordinator ST
 Quarterbacks QB
 Runningbacks RB
 Wide Receivers WR
 Tight Ends TE
 Offensive Line OL
 Defensive Line DL
 Linebackers LB
 Defensive Backs DB
 Safeties S
 Line Coach LC
 End Coach EC
 Freshmen Coach FC
 Recruiting Coordinator RC
 Assistant Coach AC
 Quality Control QC
 Director of Operations DO
 Player Development PD
 Graduate Assistant GA
 Strength & Conditionings SC

INDIVIDUAL RECORDS

RUSHING

Most Attempts

Game: 47 - Don Chapman vs. Murray State (2005)
 Season: 302 - Don Chapman (2005)
 Career: 1,046 - Don Chapman (2004-06)

Most Yards Gained

Game: 272 - Don Chapman at Southeast Missouri (2004)
 Season: 1,412 - Don Chapman (2006)
 Career: 5,017 - Don Chapman (2004-07)

Most Touchdowns Scored

Game: 5 - Bobby Fowler vs. West Georgia (1957)
 Season: 19 - Bobby Fowler (1957)
 Career: 51 - Bobby Fowler (1956-59)

Longest Rush from Scrimmage

Game: 94 - Bradyn Young vs. Eastern Illinois (2008)

PASSING

Most Completions

Game: 44 - Brady Wahlberg at Jacksonville State (2003)
 Season: 264 - Derek Carr (2012)
 Career: 665 - Derek Carr (2008-12)

Most Attempts

Game: 65 - Brady Wahlberg at Jacksonville State (2003)
 Season: 424 - Leon Reed (1988)
 Career: 1,110 - Derek Carr (2008-12)

Best Completion Percentage

Game: 91.3 (42-of-46) - Derek Carr (2012)
 Season: 65.8 - Dresser Winn (2018)
 Career: 60.4 - Cade Thompson (2007-09)

Most Yards Gained

Game: 560 - Derek Carr at Murray State (2012)
 Season: 3,276 - Derek Carr (2012)
 Career: 8,428 - Derek Carr (2008-12)

Most Touchdown Passes

Game: 7 - Derek Carr vs. Jacksonville State (2012)
 7 - Derek Carr at Murray State (2012)
 Season: 31 - Derek Carr (2012)
 Career: 69 - Derek Carr (2008-12)

Most Interceptions Thrown

Game: 5 - Kelly Coker vs. Livingston (1970)
 5 - Eric Bradner vs. Austin Peay (1986)
 5 - Brady Wahlberg vs. Samford (2005)
 5 - Brady Wahlberg at Jacksonville State (2005)
 Season: 22 - Leon Reed (1988)
 Career: 46 - Brady Wahlberg (2002-05)

Longest Pass Completion

Game: 92 - Brady Wahlberg vs. Kentucky Wesleyan (2002)

RECEIVING

Most Receptions

Game: 16 - William Mackall vs. Delta State (1987)
 Season: 90 - William Mackall (1987)
 90 - Jeremy Butler (2013)
 Career: 225 - William Mackall (1985-88)

Most Yards Gained

Game: 283 - William Mackall vs. Troy (1988)
 Season: 1,203 - Jeremy Butler (2013)
 Career: 2,494 - William Mackall (1985-88)

Most Touchdown Receptions

Game: 5 - Quentin Sims vs. Jacksonville State (2012)
 Season: 16 - Quentin Sims (2012)
 Career: 26 - Quentin Sims (2011-12)

Longest Pass Reception

Game: 92 - Troy Phillips vs. Kentucky Wesleyan (2002)

TOTAL OFFENSE

Most Yards

Game: 560 - Derek Carr at Murray State (2012)
 Season: 3,325 - Jardon Neal (2015)
 Career: 8,484 - Derek Carr (2008-12)

Most Touchdown Responsible For

Game: 7 - Derek Carr vs. Jacksonville State (2012)
 7 - Derek Carr at Murray State (2012)
 Season: 32 - Derek Carr (2012)
 Career: 72 - Derek Carr (2008-12)

Most Points Responsible For

Game: 33 - Bobby Fowler vs. West Georgia (1957)
 Season: 180 - Leon Reed (1988)
 Career: 316 - Brady Wahlberg (2002-05)

SCORING

Most Touchdowns

Game: 5 - Bobby Fowler vs. West Georgia (1957)
 5 - Quentin Sims vs. Jacksonville State (2012)
 Season: 19 - Bobby Fowler (1959)
 Career: 51 - Bobby Fowler (1956-59)

Most Extra Points Made

Game: 12 - Tom Hansen vs. Concordia (2008)
 12 - Mitch Mersman vs. Bacone College (2016)
 Season: 53 - Tom Hansen (2008)
 Career: 128 - Tom Hansen (2007-09)

Most Extra Points Attempted

Game: 12 - Tom Hansen vs. Concordia (2008)
 12 - Mitch Mersman vs. Bacone College (2016)
 Season: 57 - Tom Hansen (2008)
 Career: 137 - Tom Hansen (2007-09)

Field Goals Made

Game: 4 - Mickey Hamilton vs. Tennessee State (1976)
 4 - Taylor Brown vs. Gardner-Webb (2006)
 Season: 20 - Ki Tok Chu (1988)
 Career: 43 - Ki Tok Chu (1986-89)

Field Goals Attempted

Game: 5 - Mickey Hamilton vs. Tennessee State (1976)
 5 - Mitch Mersman at Southeast Missouri (2017)
 Season: 26 - Ki Tok Chu (1988)
 Career: 73 - Ki Tok Chu (1986-89)

Most Points Scored

Game: 30 - Quentin Sims vs. Jacksonville State (2012)
 Season: 96 - Quentin Sims (2012)
 Career: 306 - Bobby Fowler (1956-59)

Most Points Scored by Kicking

Game: 15 - Taylor Brown vs. Gardner-Webb (2006)
 15 - Tom Hansen vs. Concordia (2008)
 Season: 97 - Ki Tok Chu (1988)
 Career: 233 - Jackson Redditt (2004-07)

Consecutive Field Goals Made

Game: 14 - Keith Kasnic (1982-83)

TACKLES

Most Total Tackles

Game: 30 - Terry Giltner vs. McNeese State (1970)
 Season: 255 - Terry Giltner (1970)
 Career: 426 - Danny Watkins (1975-77)

Most Unassisted Tackles

Game: 23 - Terry Giltner vs. Parsons (1969)
 Season: 168 - Terry Giltner (1970)
 Career: 281 - Terry Giltner (1969-70)

Most Assisted Tackles

Season: 87 - Terry Giltner (1970)
 Career: 184 - Ben Johnson (2011-13)
 184 - Emanuel McNeil (1985-88)

Most Sacks

Game: 4.5 - Tony Bell vs. Murray State (2013)
 Season: 13.0 - Emanuel McNeil (1988)
 Career: 22.5 - Tony Bell (2011-14)

Most Tackles for Loss

Game: 5.5 - Montori Hughes at Eastern Illinois (2011)
 Season: 24.0 - Emanuel McNeil (1988)
 Career: 56.0 - Emanuel McNeil (1985-88)

PASSES DEFENDED

Passes Defended

Game: 5 - Kevin Barfield vs. Eastern Illinois (2013)
 5 - Joe Este vs. Clarion (2017)
 Season: 17 - Chris Jones (15 PBU, 2 INT), 1996
 Career: 32 - Chris Jones (30 PBU, 2 INT), 1996-97

Pass Breakups

Game: 5 - Kevin Barfield vs. Eastern Illinois (2013)
 5 - Joe Este vs. Clarion (2017)
 Season: 16 - Don Jones (1969)
 Career: 30 - Chris Jones (1996-97)

Most Interceptions

Game: 5 - Kelly Coker vs. West Alabama (1970)
 Season: 8 - Clay Blalack (1976)
 8 - Mike Beeler (1970)
 8 - Don Jones (1969)
 Career: 18 - Mike Beeler (1968-71)
 18 - Don Jones (1968-71)

Most Return Yardage

Game: 100 - Jimmy Randolph vs. Morehead State (1977)
 Season: 269 - Clay Blalack (1976)
 Career: 344 - Clay Blalack (1975-77)

Most Returned for Touchdown

Season: 4 - Clay Blalack (1976)
 Career: 4 - Clay Blalack (1975-76)

FUMBLES

Most Forced Fumbles

Game: 2 - Several Tied
 Season: 5 - Kevin Prather Jr. (2016)
 Career: 9 - Markeseo Jackson (2003-06)

Most Fumble Recoveries

Game: 2 - Jack Greenwood at Jacksonville State (2005)
 2 - Jon Swift vs. Western Kentucky (1997)
 2 - Marc Calixte at Eastern Kentucky (1999)
 2 - Andre Plummer at Gardner-Webb (2002)
 Season: 7 - Jon Swift (2006)
 Career: 9 - Jon Swift (1996-97)

Most Return Yardage

Game: 95 - Marc Calixte (1999)
 Season: 164 - Dontrell Miller (2008)
 Career: 164 - Dontrell Miller (2006-08)

Most Returned for Touchdown

Season: 3 - Dontrell Miller (2008)
 Career: 3 - Dontrell Miller (2006-08)

QUARTERBACK HURRIES

Most Quarterback Hurries

Game: 4 - five tied
 Season: 13 - Montori Hughes (2012)
 Career: 31 - DJ Roberts (2009-13)

PUNTING

Most Punts

Game: 14 - David Brown vs. Nicholls (1975)
 14 - Budda Beasley vs. Eastern Kentucky (1993)
 Season: 90 - Jade Stillings (1997)
 Career: 257 - Joey Elmore (1986-89)

Most Yards Punting

Game: 502 - Jay Holmes at Missouri State (1999)
 Season: 3,481 - Jade Stillings (1997)
 Career: 9,784 - Joey Elmore (1986-89)

Highest Punting Average

Game: 52.7 - James Satterfield at Austin Peay (2013)
 Season: 42.6 - James Satterfield (2012)
 Career: 41.4 - James Satterfield (2010-14)

Most Punts Downed Inside 20

Game: 5 - Zane Cox vs. Tennessee State (2019)
 Season: 24 - Zane Cox (2019)
 Career: 48 - James Satterfield (2010-14)

PUNT RETURNS

Most Returns

Game: 7 - Jerry Reese vs. Fort Valley State (1982)
 7 - Jessie Burton at Murray State (2006)
 Season: 48 - Dewayne Harper (1994)
 Career: 93 - Dewayne Harper (1991-94)

Most Return Yardage

Game: 183 - Dewayne Harper vs. Charleston Southern (1994)
 Season: 564 - Dewayne Harper (1994)
 Career: 955 - Dewayne Harper (1991-94)

Highest Average Per Return

Game: 46.5 - Jamaal Akbar vs. Baker (2008)
 Season: 19.5 - EJ Daniel (2006)
 Career: 17.57 - EJ Daniel (2006-08)

KICKOFF RETURN

Most Returns

Game: 9 - Jessie Burton vs. Missouri State (2007)
 9 - Darron Turner vs. Jacksonville State (1989)
 9 - Darron Turner vs. Middle Tennessee (1990)
 Season: 39 - Henry Allen (1986)
 Career: 89 - Jason Coleman (2002-05)

Most Return Yardage

Game: 248 - Darron Turner vs. Middle Tennessee (1990)
 Season: 825 - Jessie Burton (2007)
 Career: 1,842 - Jason Coleman (2002-05)

Kick Return Touchdowns

Season: 2 - Jessie Burton (2006)
 Career: 3 - Jessie Burton (2006-07)

BLOCKED KICKS

Most Blocked Kicks

Game: 2 - Dean Wathen at Murray State (2010)
 Season: 3 - Korbin Harmon (2019)
 3 - Andre Plummer (2005)
 Career: 4 - Korbin Harmon (2018-20)
 4 - Andre Plummer (2001-05)

TEAM RECORDS

OFFENSE

SCORING OFFENSE

Most Points Scored

Game: 97 - Bethel (1995)
Season: 448 - 2008

Most Touchdowns Scored

Game: 14 - Bethel (1995)
Season: 61 - 2008

Total Offense

Game: 821 vs. Murray State (2007)
Season: 5,125 - 2014

First Downs

Game: 30 - Bethel (1995)
Season: 239 - 13 games (1988)

RUSHING

Most Attempts

Game: 69 - Lambuth (2000)
Season: 678 - 1977

Most Net Yards Gained

Game: 416 - Bethel (1995)
Season: 3,013 - 1977

Highest Rushing Average Per Game

Season: 273.9 - 1977

Most Rushing Touchdowns

Game: 7 - Concordia (2008)
7 - Kentucky Wesleyan (2001)
Season: 28 - 2007

PASSING

Most Completions

Game: 44 - at Jacksonville State (2003)
Season: 287 - 1995

Most Attempts

Game: 65 - at Jacksonville State (2003)
Season: 478 - 13 games (1988)

Most Passing Yards

Game: 560 - at Murray State (2012)
Season: 3,363 - 13 games (1988)

Highest Passing Average Per Game

Season: 299.5 - 2012

Most Passing Touchdowns

Game: 7 - Bethel (2015)
7 - Jacksonville State (2012)
7 - at Murray State (2012)
7 - Lane College (1990)
Season: 31 - 2015

Most Interceptions Thrown

Game: 6 - Austin Peay (1986)
6 - Valdosta State (1986)
Season: 28 - 1998

DEFENSE

SCORING DEFENSE

Fewest Points Yielded

Season: 19 - 1934

Fewest Yards Allowed Rushing

Game: -22 - West Alabama (1988)
Season: 383 - 1967

Fewest Yards Allowed Passing

Game: 7 - West Alabama (1982)
Season: 734 - 1971

Most Defensive Touchdowns Scored

Game: 2 - at Murray State (2008)
Season: 8 - 2008

TACKLES

Most Tackles

Game: 117 - at Samford (2000)
Season: 925 - 1998

Most Tackles for Loss

Game: 15.0 - Tennessee Tech (2003)
15.0 - Tennessee Tech (2006)
15.0 - Eastern Kentucky (2010)
15.0 - Concordia (2008)
15.0 - Austin Peay (2018)
Season: 96.0 - 2008

Most Sacks

Game: 9.0 - Concordia (2008)
Season: 31.0 - 2008

Most Pass Breakups

Game: 11 - Eastern Illinois (2013)
Season: 58 - 2019

Most Blocked Kicks

Game: 3 - Murray State (2005)
Season: 9 - 2005

INTERCEPTIONS

Most Interceptions

Game: 8 - Troy (1968)
Season: 25 - 1968

Most Return Yardage

Game: 158 - Troy (1968)
Season: 485 - 1976

Most Returned For Touchdown

Season: 6 - 1976

FUMBLES

Most Recovered

Game: 5 - Parsons (1969)
5 - Austin Peay (1974)
Season: 25 - 1974
25 - 1969

Most Forced

Game: 4 - Lambuth (2010)
Season: 15 - 2012

Most Returned For Touchdown

Season: 6 - 2008

SPECIAL TEAMS

PUNTING

Most Punts

Game: 14 - Nicholls (1975)
14 - Eastern Kentucky (1993)
Season: 93 - 1997

Most Yards Punting

Game: 455 - Nicholls (1974)
Season: 3,539 - 1997

PUNT RETURNS

Most Returns

Game: 7 - at Murray State (2006)
7 - Eastern Kentucky (2004)
7 - Eastern Kentucky (2004)
Season: 48 - 1994

Most Return Yardage

Game: 187 - Charleston Southern (1994)
Season: 618 - 1967

KICKOFF RETURNS

Most Returns

Game: 10, vs. Jacksonville State, 1989
10, vs. Middle Tennessee, 1990
10, vs. Tennessee State, 1999
10, vs. Murray State, 1999
10, Samford, 2003
10, Missouri State, 2007
Season: 69 - 2003

Most Return Yardage

Game: 256 - Samford (2003)
Season: 1,452 - 2003

KICKING

Most Field Goals Made

Game: 4 - Gardner-Webb (2006)
4 - Tennessee State (1976)
Season: 20 - 1988

Most Field Goals Attempted

Game: 5 - Tennessee State (1976)
Season: 26 - 1988

Most PATs Made

Game: 12 - Concordia (2008)
12 - Bacone College (2016)
Season: 53 - 2008

Most PATs Attempted

Game: 12 - Concordia (2008)
12 - Bacone College (2016)
Season: 57 - 2008

RUSHING RECORDS

CAREER RUSHING YARDS

Rank	Player	Years	CAR	YDS	YPC	TD
1.	Don Chapman	2004-07	1,066	5,017	4.7	49
2.	Bobby Fowler	1956-59	703	4,033	5.7	51
3.	John Burch	1985-88	471	2,454	5.2	13
4.	Henry Williams	1975-78	445	2,185	4.7	18
5.	Jason McNair	2009-12	464	2,081	4.5	14
6.	DJ McNeil	2010-13	452	2,031	4.5	21
7.	Larry Shanks	1964-67	474	2,005	4.2	18
8.	Nate Holmes	1969-72	481	2,004	3.2	14
9.	Darrell Smith	1960-62	--	1,813	--	--
	Scottie Mitchell	1988-91	484	1,813	3.8	10

MOST RUSHING TD'S

Game: 5, Bobby Fowler vs. West Georgia, 1957

Season: 19, Bobby Fowler, 1959

Career: 51, Bobby Fowler, 1956-59

MOST 100-YD RUSHING GAMES

Season: 7, Don Chapman, 2007

Career: 24, Don Chapman, 2004-07

MOST CONSECUTIVE 100-YD RUSHING GAMES

5, Don Chapman, 2007

MOST 200-YD RUSHING GAMES

Season: 3, Don Chapman, 2006

Career: 7, Don Chapman, 2004-07

BEST AVG RUSHING

Game: 26.2, Josh Chapman at Murray State (131 yds, 5 rushes), 2006

Season: 7.2, Peyton Logan (109 rushes, 784 yds), 2019

Career: 5.7, Bobby Fowler (703 rushes, 4,033 yds) 1956-59

MOST INDIVIDUAL RUSHING ATTEMPTS IN A GAME

Rank	Att-Yds	Player	vs. Opponent	Year
1.	47-229	Don Chapman	vs. Murray State	2005
2.	41-272	Don Chapman	vs. Southeast Missouri	2004
3.	36-225	Don Chapman	at Southeast Missouri	2006
	36-221	Don Chapman	vs. Tennessee State	2005
5.	35-103	Don Chapman	at Tennessee State	2007
	35-107	Don Chapman	vs. Southeast Missouri	2005
7.	33-XXX	Bobby Fowler	vs. Harding	1959
8.	32-99	Andrew Staten	vs. East Tennessee	2003
	32-104	Darriel Ruffin	vs. Tennessee State	1997
10.	31-171	Don Chapman	vs. Eastern Kentucky	2006
	31-108	Don Chapman	at Southern Illinois	2006

LONGEST RUNS FROM SCRIMMAGE

Rank	Yards	Player	vs. Opponent	Year
1.	98	John Burch	vs. Austin Peay	1987
2.	94	Brandyn Young	vs. Eastern Illinois	2008
3.	88	Josh Chapman	vs. Tennessee Tech	2005
	88	Adam Joyner	vs. Murray State	1998
5.	85	Roren Thomas	vs. Jacksonville State	2008
6.	83	Brandyn Young	vs. Murray State	2007
	83	Josh Chapman	vs. Murray State	2006
8.	81	Don Chapman	vs. Southeast Missouri	2006
	81	Jason Johnson	vs. Morehead	1994
10.	80	Don Chapman	vs Austin Peay	2004

SINGLE-SEASON RUSHING YARDS

Rank	Yards	Player	Year
1.	1,412	Don Chapman	2006
2.	1,396	Don Chapman	2005
3.	1,138	Abou Toure	2014
4.	1,125	Don Chapman	2007
5.	1,092	DJ McNeil	2013
6.	1,084	Don Chapman	2004
7.	1,058	Larry Washington	1976
	1,045	Bobby Fowler	1959
9.	1,002	John Burch	1988
10.	859	LaDarius Galloway	2017

CAREER RUSHING TOUCHDOWNS

Rank	TD	Player	Years
1.	51	Bobby Fowler	1956-59
2.	49	Don Chapman	2004-07
3.	22	Jaimiee Bowe	2015-19
4.	21	DJ McNeil	2010-13
	21	Brandyn Young	2007-09
6.	20	Larry Shanks	1964-67
7.	18	Henry Williams	1975-78
8.	16	Miguel Barnes	2008-09
	16	Brady Wahlberg	2002-05
10.	15	Trent Garland	2012-15
	14	Nate Holmes	1969-72

SINGLE-SEASON RUSHING TOUCHDOWNS

Rank	TD	Player	Year
1.	19	Bobby Fowler	1957
2.	16	Don Chapman	2005
3.	15	Don Chapman	2006
4.	12	Miguel Barnes	2009
	12	Brandyn Young	2008
6.	11	Don Chapman	2007
	11	Wilbur Edmiston	1960
8.	10	Larry Shanks	1967
	10	Marcus Dawson	2007
	10	Tim Beattie	1998

CAREER RUSHING ATTEMPTS

Rank	Yards	Player	Year
1.	1046	Don Chapman	2004-07
2.	703	Bobby Fowler	1956-59
3.	484	Scottie Mitchell	1988-91
4.	481	Nate Holmes	1969-72
5.	474	Larry Shanks	1964-67
6.	471	John Burch	1985-88
7.	464	Jason McNair	2008-12
8.	452	DJ McNeil	2010-13
9.	445	Henry Williams	1975-78
10.	441	Brady Wahlberg	2001-05

SINGLE-SEASON RUSHING ATTEMPTS

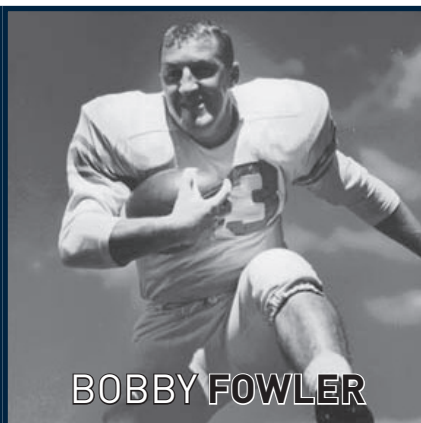
Rank	Yards	Player	Year
1.	302	Don Chapman	2005
2.	269	Don Chapman	2006
3.	246	Don Chapman	2004
4.	239	DJ McNeil	2013
5.	229	Don Chapman	2007
6.	225	Bobby Fowler	1959
7.	199	Abou Toure	2014
8.	184	Larry Washington	1976
8.	190	Darriel Ruffin	1997
9.	181	Jaimiee Bowe	2016
10.	175	Brandyn Young	2009

MOST TEAM RUSHING YARDS PER GAME

Rank	Avg.	Year
1.	243.0	2009
2.	218.2	2006
3.	214.6	2014
4.	202.5	2007
5.	191.6	2011



DON CHAPMAN



BOBBY FOWLER

TOP 25 ALL-TIME RUSHING PERFORMANCES

Rank	Yards	Carries	Player	vs. Opponent	Year
1.	272	41	Don Chapman	at Southeast Missouri	2004
2.	253	33	Bobby Fowler	vs. West Georgia	1958
3.	234	29	Abou Toure	at Murray State	2014
4.	229	47	Don Chapman	vs. Murray State	2005
	229	33	Bobby Fowler	vs. Harding	1959
6.	225	36	Don Chapman	at Southeast Missouri	2006
7.	222	26	Darriel Ruffin	vs. Missouri St.	1997
8.	221	36	Don Chapman	vs. Tennessee State	2005
9.	214	27	Don Chapman	at Tennessee Tech	2006
10.	213	28	Brandyn Young	vs. Eastern Illinois	2008
11.	206	30	Don Chapman	at Murray State	2006
12.	204	23	Don Chapman	vs. Murray State	2007
13.	197	22	John Burch	vs. West Georgia	1987
14.	188	24	LaDarius Galloway	at Ole Miss	2017
15.	183	31	Don Chapman	at Austin Peay	2004
16.	181	25	Ladevin Fair	vs. Eastern Kentucky	2016
17.	175	14	Jermi Hampton	vs. Murray State	2000
18.	173	15	John Burch	vs. Austin Peay	1987
19.	171	31	Don Chapman	vs. Eastern Kentucky	2006
20.	168	24	DJ McNeil	at Tennessee Tech	2013
21.	166	--	William Parson	vs. Austin Peay	1987
22.	164	24	Nate Moore	vs. McNeese	1969
23.	162	--	Larry Washington	vs. Delta State	1976
24.	159	8	Brandyn Young	vs. Murray State	2007
25.	158	28	Abou Toure	at Eastern Illinois	2014

1,000 YARD RUSHING SEASONS

Rank	Yards	Carries	Player	Year
1.	1,412	269	Don Chapman	2006
2.	1,396	302	Don Chapman	2005
3.	1,138	199	Abou Toure	2014
4.	1,125	229	Don Chapman	2007
5.	1,092	239	DJ McNeil	2013
6.	1,084	246	Don Chapman	2004
7.	1,058	-	Larry Washington	1976
8.	1,058	-	Bobby Fowler	1959
9.	1,002	-	John Burch	1988

CAREER 100-YARD GAMES

	Player	Games
1.	Don Chapman	24
2.	Larry Shanks	9
3.	Abou Toure	7
	Jason McNair	7
5.	DJ McNeil	6
	Miguel Barnes	6
7.	Tevin Barksdale	5
	John Burch	5
	Larry Washington	5
10.	Peyton Logan	4
	Brandyn Young	4
	Darriel Ruffin	4
	Jim Wiggins	4

CAREER 150-YARD GAMES

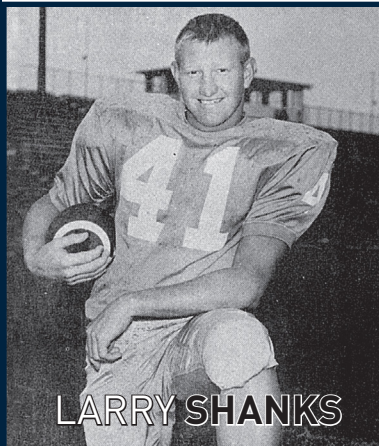
	Player	Games
1.	Don Chapman	10
2.	John Burch	2
3.	Adam Joyner	2
	LaDarius Galloway	2
	Bobby Fowler	2
	Abou Toure	2
	Brandyn Young	2
8.	12 Tied	1

CAREER 200-YARD GAMES


	Player	Games
1.	Don Chapman	7
2.	Bobby Fowler	2
3.	Darriel Ruffin	1
	Abou Toure	1
	Brandyn Young	1

YEAR-BY-YEAR RUSHING LEADERS


Year	Player	Att.	Yards	TD
2020	Peyton Logan	84	340	2
2019	Peyton Logan	109	784	6
2018	LaDarius Galloway	136	540	5
2017	LaDarius Galloway	172	859	4
2016	Jaimiee Bowe	181	747	7
2015	Trent Garland	149	674	8
2014	Abou Toure	199	1,138	8
2013	DJ McNeil	239	1,092	7
2012	Tevin Barksdale	116	539	0
2011	Jason McNair	166	848	5
2010	Jason McNair	125	547	2
2009	Miguel Barnes	150	843	12
2008	Brandyn Young	143	702	12
2007	Don Chapman	225	1,125	11
2006	Don Chapman	289	1,412	15
2005	Don Chapman	302	1,396	16
2004	Don Chapman	246	1,084	7
2003	Brady Wahlberg	128	482	3
2002	Damien Harris	45	322	1
2001	Damien Harris	141	571	7
2000	Roland Ogletree	153	647	1
1999	Adam Joyner	137	527	1
1998	Adam Joyner	88	396	2
1997	Daniel Ruffin	190	817	4
1996	Damon Atwater	92	355	0
1995	Nikki Jackson	79	466	5
1994	Jason Johnson	74	431	4
1993	William Parson	124	510	4
1992	William Parson	132	539	4
1991	Scottie Mitchell	156	592	2
1990	Darron Turner	115	467	3
1989	Scottie Mitchell	143	495	1
1988	John Burch	195	1,002	6
1987	John Burch	150	796	1
1986	John Burch	101	530	5
1985	Cedric Hosea	103	388	2
1984	Stanley Ladd	80	303	0
1983	Stanley Ladd	118	371	2
1982	Stanley Ladd	100	439	1
1981	Everett DeVaux	101	296	4
1980	Bart Bilday	107	411	1
1979	Everett DeVaux	183	703	3
1978	Sammy Bryant	134	690	5
1977	Henry Williams	126	683	5
1976	Larry Washington	184	1,058	4
1975	Henry Williams	124	575	4
1974	Larry Washington	99	379	4
1973	Randy Cousar	168	633	3
1972	Nate Holmes	169	767	3
1971	Nate Holmes	185	707	5
1970	Nate Holmes	144	626	7
1969	Nate Moore	126	654	4
1968	Duff Maki	84	375	1
1967	Larry Shanks	164	823	10
1966	Larry Shanks	138	638	5
1965	Bobby Hayes	121	388	4
1964	Chuck Lewis	96	484	0
1963	Gene Brodie	79	399	3
1962	Darrell Smith	144	523	4
1961	Darrell Smith	160	708	7
1960	Darrell Smith	--	582	--
1959	Bobby Fowler	255	1,045	-



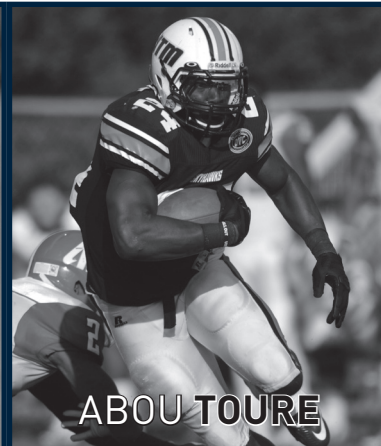
LARRY SHANKS



JOHN BURCH



JASON MCNAIR



ABOU TOURE

100-YARD RUSHERS

Rank	Yards	Player	vs. Opponent	Year
1.	272	Don Chapman	at Southeast Missouri	2004
2.	253	Bobby Fowler	vs. West Georgia	1958
3.	234	Abou Toure	at Murray State	2014
4.	229	Don Chapman	vs. Murray State	2005
5.	229	Bobby Fowler	vs. Harding	1959
6.	225	Don Chapman	at Southeast Missouri	2006
7.	222	Darriel Ruffin	at Missouri State	1997
8.	221	Don Chapman	vs. Tennessee State	2005
9.	214	Don Chapman	at Tennessee Tech	2006
10.	213	Brandyn Young	vs. Eastern Illinois	2008
11.	206	Don Chapman	at Murray State	2006
12.	204	Don Chapman	vs. Murray State	2007
13.	197	John Burch	vs. West Georgia	1987
14.	188	LaDarius Galloway	at Ole Miss	2017
15.	183	Don Chapman	at Austin Peay	2004
16.	181	Ladevin Fair	vs. Eastern Kentucky	2016
17.	175	Jermi Hampton	vs. Murray State	2000
18.	173	John Burch	vs. Austin Peay	1987
19.	171	Don Chapman	vs. Eastern Kentucky	2006
20.	168	DJ McNeil	at Tennessee Tech	2013
21.	166	William Parson	vs. Austin Peay	1987
22.	164	Nate Moore	vs. McNeese	1969
23.	162	Larry Washington	vs. Delta State	1976
24.	159	Brandyn Young	vs. Murray State	2007
25.	158	Abou Toure	at Eastern Illinois	2013
26.	158	Nate Holmes	vs. Austin Peay	1971
27.	157	LaDarius Galloway	vs. Clarion	2017
28.	157	Trace McDermott	vs. Murray State	2007
29.	156	Jim Wiggins	vs. North Alabama	1966
30.	155	Don Chapman	at Austin Peay	2006
31.	153	Bobby Hayes	vs. Jacksonville State	1967
32.	150	Marcus Dawson	vs. Gardner-Webb	2006
33.	150	Adam Joyner	vs. Lambuth	1999
34.	150	Adam Joyner	at Murray State	1998
35.	149	Peyton Logan	vs. Northwestern State	2019
36.	148	DJ McNeil	at Southeast Missouri	2013
37.	148	Larry Washington	vs. Tennessee State	1976
38.	144	Marcus Dawson	vs. Jacksonville State	2006
39.	146	Jason Johnson	vs. Murray State	1994
40.	145	Everett DeVaux	vs. West Alabama	1979
41.	143	Don Chapman	vs. Eastern Illinois	2004
42.	142	Jim Wiggins	vs. Middle Tennessee	1967
43.	141	Don Chapman	vs. Middle Arkansas	2005
44.	140	Don Chapman	at Eastern Illinois	2007
45.	140	Demond Fason	vs. Bethel	1995
46.	140	Larry Washington	vs. North Alabama	1976
47.	138	Trent Garland	at Southeast Missouri	2015
48.	137	Roland Ogletree	vs. Wingate	2000
49.	137	Roland Ogletree	at Southeast Missouri	2000
50.	137	Larry Shanks	vs. Jacksonville State	1967
51.	136	Darriel Ruffin	vs. Middle Tennessee	1997
52.	136	Everett DeVaux	vs. West Alabama	1979
53.	136	Nate Moore	vs. Parsons	1969
54.	135	Tevin Barksdale	vs. Southeast Missouri	2011
55.	135	John Burch	vs. Troy	1988
56.	134	DJ McNeil	at Chattanooga	2013
57.	134	Tevin Barksdale	at Tennessee Tech	2010
58.	134	Don Chapman	vs. Samford	2005
59.	134	Larry Shanks	vs. Southeast Missouri	1967
60.	132	Jason McNair	at Southeastern Louisiana	2010
61.	131	Josh Chapman	at Murray State	2006
62.	131	Ron Smalls	vs. Murray State	1976
63.	131	Larry Shanks	vs. North Alabama	1967
64.	130	Jason McNair	vs. Eastern Illinois	2010
65.	129	Brandyn Young	vs. Tennessee State	2009
66.	129	Darriel Ruffin	at Austin Peay	1997
67.	128	Abou Toure	vs. Tennessee Tech	2014
68.	128	Nikki Jackson	vs. Bethel	1995
69.	128	Ron Schomaker	vs. North Alabama	1970
70.	127	Don Chapman	at Eastern Illinois	2005
71.	127	Michael Gipson	vs. Jacksonville State	1977
72.	126	DJ McNeil	vs. Lambuth	2010
73.	126	Tim Beattie	at Eastern Illinois	1998
74.	126	Nate Holmes	vs. Delta State	1971
75.	125	Jason McNair	vs. Tennessee State	2010
76.	125	Miguel Barnes	vs. Murray State	2009
77.	125	Scottie Mitchell	vs. Austin Peay	1990
78.	125	Larry Shanks	vs. Austin Peay	1966
79.	123	Trent Garland	vs. Murray State	2015
80.	123	Abou Toure	vs. Cumberland	2014
81.	123	Jason McNair	vs. Union College	2011

100-YARD RUSHERS

Rank	Yards	Player	vs. Opponent	Year
82.	122	Jason McNair	at Mississippi State	2011
83.	121	Jim Wiggins	vs. Troy	1967
84.	121	Larry Shanks	vs. Troy	1966
85.	120	Tevin Barksdale	vs. Jacksonville State	2012
86.	118	Tevin Barksdale	vs. Murray State	2011
87.	118	Ron Schomaker	vs. West Alabama	1970
88.	117	Miguel Barnes	vs. Jacksonville State	2008
89.	116	Don Chapman	at Gardner-Webb	2005
90.	116	Don Chapman	vs. Southeast Missouri	2007
91.	116	Kendrick Edwards	at Tennessee State	2001
92.	116	Scottie Mitchell	vs. Austin Peay	1989
93.	116	John Burch	vs. Murray State	1988
94.	115	Miguel Barnes	vs. Iowa Wesleyan	2009
95.	115	Larry Shanks	vs. Bradley	1966
96.	114	Abou Toure	vs. Austin Peay	2014
97.	114	DJ McNeil	at Austin Peay	2013
98.	113	Jaimiee Bowe	at Hawaii	2016
99.	113	Abou Toure	at Memphis	2013
100.	113	Don Chapman	vs. Samford	2007
101.	113	Nikki Jackson	vs. Morehead State	1995
102.	113	Jim Wiggins	vs. Bradley	1966
103.	112	Peyton Logan	at Eastern Kentucky	2019
104.	112	John Burch	vs. Delta State	1986
105.	111	Abou Toure	at Eastern Kentucky	2013
106.	111	DJ McNeil	vs. Murray State	2013
107.	111	Jason McNair	at Eastern Illinois	2011
108.	111	Daryl Bourne	vs. Concordia	2008
109.	111	Don Chapman	vs. Missouri State	2007
110.	110	Jermi Hampton	vs. Lambuth	2000
111.	110	Robert Hines	vs. Lambuth	2000
112.	110	Stanley Ladd	at Murray State	1982
113.	110	Larry Shanks	vs. Delta State	1967
114.	109	Peyton Logan	vs. Eastern Illinois	2019
115.	109	Brady Wahlberg	at Eastern Kentucky	2003
116.	109	William Parson	vs. Murray State	1993
117.	108	Don Chapman	at Southern Illinois	2006
118.	108	Miguel Barnes	vs. Austin Peay	2009
119.	108	Darron Turner	vs. West Alabama	1990
120.	108	Bart Dilday	vs. Delta State	1979
121.	108	Larry Washington	vs. Nicholls	1976
122.	107	Peyton Logan	at Tennessee Tech	2019
123.	107	Tevin Barksdale	at Southeast Missouri	2012
124.	107	Brandyn Young	at Tennessee Tech	2008
125.	107	Don Chapman	at Southeast Missouri	2005
126.	106	Mike Ray	vs. Austin Peay	1982
127.	106	Larry Washington	vs. Jacksonville State	1976
128.	105	Miguel Barnes	at Memphis	2009
129.	105	Miguel Barnes	vs. Southeast Missouri	2009
130.	104	Jason McNair	vs. Murray State	2011
131.	104	Don Chapman	at Central Arkansas	2007
132.	104	Don Chapman	at Murray State	2004
133.	104	Roland Ogletree	at Samford	2000
134.	104	Adam Joyner	at Missouri State	1999
135.	104	Darriel Ruffin	vs. Tennessee State	1997
136.	104	Nate Holmes	vs. Delta State	1970
137.	104	Larry Shanks	vs. Murray State	1966
138.	103	Don Chapman	at Tennessee State	2007
139.	103	Rashad Howse	vs. Eastern Kentucky	1998
140.	103	Rashad Howse	vs. Eastern Kentucky	1998
141.	103	Larry Shanks	vs. Arkansas College	1967
142.	102	Jaimiee Bowe	at Cincinnati	2016
143.	102	Daryl Bourne	vs. Baker	2008
144.	102	Brady Wahlberg	vs. Tennessee Tech	2003
145.	102	Scottie Mitchell	vs. Southeast Missouri	1991
146.	100	Brady Wahlberg	at Jacksonville State	2005

*Since 1966 as available and may feature some omissions due to lack of historical data

PASSING RECORDS

CAREER PASSING YARDS

Rank	Player	Years	Yards
1.	Derek Carr	2008-12	8,428
2.	Jarod Neal	2012-15	6,526
3.	Cade Thompson	2007-09	6,260
4.	Brady Wahlberg	2002-05	6,247
5.	Leon Reed	1987-88	4,842
6.	Leonard Williams	1990-91	4,518
7.	Trey Sikes	1984-87	4,258
8.	Troy Cook	2015-17	3,423
9.	Jeff McCrone	1995-96	3,195
10.	Allan Cox	1965-68	2,934

SINGLE-SEASON PASSING YARDS

Rank	Player	Years	Yards
1.	Derek Carr	2012	3,276
2.	Jarod Neal	2015	3,117
3.	Leon Reed	1988	3,051
4.	Cade Thompson	2008	2,680
5.	Leonard Williams	1991	2,554
6.	John Bachus III	2019	2,549
7.	Cade Thompson	2009	2,546
8.	Derek Carr	2010	2,543
9.	Jeff McCrone	1995	2,519
10.	Derek Carr	2011	2,482

CAREER TD PASSES

Rank	Player	Years	Touchdowns
1.	Derek Carr	2008-12	69
2.	Jarod Neal	2012-15	53
3.	Cade Thompson	2007-09	48
4.	Leonard Williams	1990-91	40
5.	John Bachus III	2018-20	36
6.	Brady Wahlberg	2002-05	35
7.	Troy Cook	2015-17	32
8.	Leon Reed	1987-88	30
9.	Trey Sikes	1984-87	24
10.	Alvin Smalls	1975-77	23
10.	Jeff McCrone	1995-96	21
	Allan Cox	1965-68	21

SINGLE-SEASON TD PASSES

Rank	Player	Years	Touchdowns
1.	Derek Carr	2012	31
2.	Jarod Neal	2015	30
3.	Derek Carr	2011	25
4.	Cade Thompson	2008	24
	Leonard Williams	1991	24
6.	Troy Cook	2016	20
7.	Leon Reed	1988	20
8.	John Bachus III	2019	18
9.	Jeff McCrone	1995	17
10.	Cade Thompson	2009	16
	Rickey Armstrong	1992	16
	Leonard Williams	1990	16

CAREER PASS COMPLETIONS

Rank	No	Player	Year
1.	665	Derek Carr	2008-12
2.	584	Brady Wahlberg	2002-05
3.	532	Jarod Neal	2012-15
4.	478	Cade Thompson	2007-09
5.	402	Leon Reed	1987-88
6.	377	Trey Sikes	1984-87
7.	305	Leonard Williams	1990-91
8.	296	Jeff McCrone	1995-96
9.	250	Allan Cox	1965-68
10.	209	Dresser Winn	2017-P

SINGLE-SEASON PASS COMPLETIONS

Rank	No	Player	Year
1.	264	Derek Carr	2012
2.	246	Jarod Neal	2015
3.	241	Jeff McCrone	1995
4.	228	Leon Reed	1988
5.	207	Cade Thompson	2009
6.	200	Derek Carr	2011
7.	191	Derek Carr	2010
8.	190	Cade Thompson	2008
9.	189	Brady Wahlberg	2003
10.	188	John Bachus III	2019

SINGLE-GAME PASS COMPLETIONS

#Cmp	Player vs. Opponent	Year
1.	44 Brady Wahlberg vs. Jacksonville State	2003
2.	42 Derek Carr vs. Murray State	2012
3.	40 Jeff McCrone vs. Eastern Kentucky	1995
4.	37 Trey Sikes vs. Troy	1986
5.	35 Cade Thompson vs. Eastern Kentucky	2008
6.	34 Jarod Neal vs. Jacksonville State	2015
	34 Rick Wilson at Samford	1996
8.	32 Brady Wahlberg vs. Samford	2004
9.	30 Cade Thompson vs. Eastern Kentucky	2009
10.	29 Brady Wahlberg vs. Indiana State	2004
	29 Jeff McCrone vs. Southeast Missouri	1995

CAREER PASS ATTEMPTS

Rank	Att.	Player	Years
1.	1,110	Derek Carr	2008-12
2.	985	Brady Wahlberg	2002-05
3.	883	Jarod Neal	2012-15
4.	792	Cade Thompson	2007-09
5.	745	Trey Sikes	1984-87
6.	697	Leon Reed	1987-88
7.	594	Leonard Williams	1990-91
8.	519	Jeff McCrone	1995-96
9.	505	Allan Cox	1965-68
10.	479	Troy Cook	2015-17

SINGLE-SEASON PASS ATTEMPTS

Rank	Att	Player	Year
1.	424	Leon Reed	1988
2.	415	Derek Carr	2012
3.	411	Jarod Neal	2015
4.	394	Jeff McCrone	1995
5.	346	Derek Carr	2011
6.	339	Cade Thompson	2009
7.	332	John Bachus III	2019
8.	329	Cade Thompson	2008
9.	328	Derek Carr	2010
10.	308	Brady Wahlberg	2003

SINGLE-GAME PASS ATTEMPTS

# Att	Player vs. Opponent	Year
1.	65 Brady Wahlberg vs. Jacksonville State	2003
2.	61 Cade Thompson vs. Eastern Kentucky	2008
3.	60 Rick Wilson at Austin Peay	1996
4.	58 Jeff McCrone vs. Eastern Kentucky	1995
5.	54 Trey Sikes vs. Troy	1986
6.	52 Brock Bailey at Samford	1998
	52 Jeff McCrone vs. Southeast Missouri	1995
8.	51 Jarod Neal at Eastern Kentucky	2015
9.	50 Derek Carr at Jacksonville State	2010
	50 Rick Wilson at Samford	1996

CAREER 300-YARD GAMES

Player	Year(s)	No.
1.	Derek Carr	2008-12 10
2.	Jarod Neal	2012-15 6
3.	Leon Reed	1987-88 5
4.	Jeff McCrone	1995-96 4
	Leonard Williams	1990-91 4
	Cade Thompson	2007-09 4
7.	Dresser Winn	2017-P 3
	Trey Sikes	1984-87 3
9.	Troy Cook	2015-17 2
	Rick Wilson	1996 2

SEASON 300-YARD GAMES

Player	Year	No.
1.	Jarod Neal	2015 5
2.	Derek Carr	2012 4
3.	Dresser Winn	2018 3
	Derek Carr	2011 3
	Derek Carr	2010 3
	Jeff McCrone	1995 3
	Leon Reed	1988 3
	Trey Sikes	1986 3
9.	Troy Cook	2016 2
	Leon Reed	1987 2
	Leonard Williams	1991 2
	Leonard Williams	1990 2
	Cade Thompson	2009 2
	Cade Thompson	2008 2
	Rick Wilson	1996 2

SINGLE-GAME

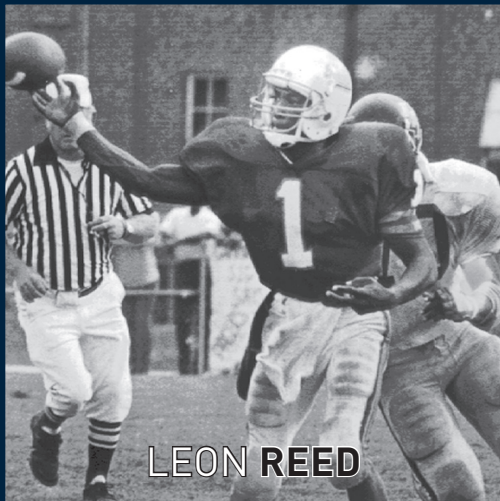
Most Passes Attempted:	65 at Jacksonville State, 2003
Most Passes Completed:	44 at Jacksonville State, 2003
Most Passing Yards:	560 at Murray State, 2012
Most TD Passes:	7 vs. Bethel, 2015
	7 vs. Jacksonville State, 2012
	7 at Murray State, 2012
	7 vs. Lane, 1990

SINGLE-SEASON


Most Pass Attempts:	478 in 13 games, 1988
Most Pass Completions:	287, 1995
Most Passing Yards:	3,368 in 13 games, 1988
Best Passing Percentage:	63.6%, 264-415 Derek Carr, 2012
Best Average:	299.5, 2012




DEREK CARR



LEON REED



CADE THOMPSON



BRADY WAHLBERG

ALL-TIME 300-YARD PASSING GAMES

Rank	Yds	Cmp-Att-TD	Player	vs. Opponent	Year
1.	560	42-46-7	Derek Carr	at Murray State	2012
2.	438	32-41-0	Jeff McCrone	vs. Tennessee State	1995
3.	433	34-49-1	Jarod Neal	vs. Jacksonville State	2015
4.	422	35-52-4	Derek Carr	at Tennessee Tech	2012
5.	420	25-44-1	Jarod Neal	vs. Murray State	2015
6.	419	35-61-4	Cade Thompson	vs. Eastern Kentucky	2008
7.	402	28-43-7	Derek Carr	vs. Jacksonville State	2012
8.	390	20-41-4	Derek Carr	at Southeastern La.	2010
9.	387	24-36-6	Derek Carr	vs. Austin Peay	2011
10.	384	22-42-2	Leonard Williams	vs. Murray State	1991
11.	381	29-51-0	Leonard Williams	vs. Jacksonville State	1990
	381	29-44-1	Leonard Williams	vs. Troy	1990
13.	380	30-43-1	Jarod Neal	at Arkansas	2015
	380	18-35-2	Leonard Williams	vs. Morehead State	1991
15.	378	20-37-3	Cade Thompson	at Austin Peay	2009
16.	375	29-42-1	Jeff McCrone	vs. Tennessee Tech	1995
17.	369	44-65-2	Brady Wahlberg	at Jacksonville State	2003
18.	359	29-50-4	Leon Reed	vs. Mississippi College	1987
19.	358	24-51-4	Jarod Neal	at Eastern Kentucky	2015
20.	355	34-53-4	Dresser Winn	at Middle Tennessee	2018
21.	353	28-40-0	Trey Sikes	vs. Jacksonville State	1986
22.	350	20-37-0	Jarod Neal	vs. Southeast Missouri	2014
	350	29-46-0	Trey Sikes	vs. West Alabama	1986
24.	347	32-49-2	Trey Sikes	vs. West Alabama	1987
	347	23-39-1	John Repella	vs. Middle Tennessee	1998
26.	346	18-28-1	Derek Carr	at Austin Peay	2010
27.	345	24-60-3	Rick Wilson	vs. Austin Peay	1996
28.	343	12-29-2	Leon Reed	vs. Troy	1988
29.	338	31-50-1	Derek Carr	vs. Jacksonville State	2010
30.	336	40-58-0	Jeff McCrone	vs. Jacksonville State	1995
31.	334	30-44-4	Cade Thompson	vs. Eastern Kentucky	2009
32.	331	16-22-0	John Bachus III	vs. Murray State	2019
	331	33-52-2	Dresser Winn	at Murray State	2018
	331	19-41-0	Rickey Armstrong	vs. Samford	1992
35.	329	24-39-0	Leon Reed	vs. Jacksonville State	1988
	329	25-43-4	Derek Carr	vs. Tennessee State	2011
37.	325	23-36-1	Derek Carr	vs. Jacksonville State	2011
38.	324	36-54-4	Trey Sikes	vs. Troy	1986
39.	322	30-49-4	Jarod Neal	vs. Eastern Illinois	2015
40.	318	27-39-4	Troy Cook	at Tennessee State	2016
41.	317	21-28-3	Troy Cook	at Murray State	2016
42.	316	16-21-0	Cade Thompson	vs. Baker	2008
43.	312	29-38-4	Derek Carr	vs. Eastern Illinois	2012
44.	309	22-40-3	Tommy Overton	vs. West Alabama	1981
45.	309	26-45-2	Leon Reed	vs. Mississippi College	1988
46.	307	34-50-0	Rick Wilson	vs. Samford	1996
47.	306	27-47-2	John Bachus III	at Tennessee State	2020
48.	302	24-48-3	Jeff McCrone	vs. Southern Illinois	1996
49.	300	27-43-2	Dresser Winn	vs. Chattanooga	2019

MOST YARDS PASSING PER GAME

Rank	Avg.	Year
1.	299.5	2012
2.	293.5	2015
3.	279.0	1995
4.	269.1	1991
5.	259.6	1986
6.	258.7	1988
7.	243.0	2009
8.	235.9	2008
9.	235.5	2011
10.	229.9	2016

TOP 10 PASS PLAYS

Rank	Yds	Players	vs. Opponent	Year
1.	98	Leon Reed to William Mackall	vs. Troy	1988
2.	92	Brady Wahlberg to Troy Phillips	vs. Kentucky Wesleyan	2002
3.	89	Leonard Williams to Robert Thomas	vs. Jacksonville State	1990
4.	86	Charles Gamble to Maurice Blakemore	vs. Southern Illinois	1994
5.	85	Dexter Anoka to Jessie Burton	at Jacksonville State	2007
6.	83	Jeff McCrone to Lenny Harris	vs. Missouri St.	1996
7.	82	Cade Thompson to Roren Thomas	at Tennessee Tech	2008
8.	80	Jeff McCrone to Lenny Harris	vs. Tennessee Tech	1995
	80	Charles Gamble to Ulysses Trammell	at Southern Illinois	1994
	80	Trey Sikes to Antonio Perry	vs. Lane	1985

RECEIVING RECORDS

CAREER RECEIVING YARDS LEADERS

Rank	Player	Years	Rec	Yards
1.	William Mackall	1985-88	224	2,494
2.	Taurean Stephens	2002-06	201	2,148
3.	Lenny Harris	1993-96	134	2,053
4.	Charles Malone	1990-92	89	1,980
5.	Jeremy Butler	2012-13	90	1,953
6.	Stephen Shiver	2008-11	115	1,834
7.	Quentin Sims	2011-12	140	1,804
8.	Dwayne McKinney	1979-82	97	1,793
9.	Deumaine Reeder	1993-96	114	1,673
10.	Tony Champion	1981-84	72	1,531

SINGLE-SEASON RECEIVING YARDS

Rank	Player	Year	Rec	Yards
1.	Jeremy Butler	2013	90	1,203
2.	Quentin Sims	2012	86	1,092
3.	William Mackall	1988	66	1,026
4.	Rod Wright	2015	62	963
5.	Mike Hicks	2008	66	894
6.	Dwayne McKinney	1980	37	829
7.	Jaylon Moore	2018	52	799
	Robert Thomas	1990	52	799
9.	William Mackall	1987	90	792
10.	Roren Thomas	2008	42	790
	Lenny Harris	1995	53	790

CAREER TOUCHDOWN RECEPTIONS

Rank	Player	Years	Rec	Yds	Avg	TD
1.	Quentin Sims	2011-12	140	1,804	12.9	26
2.	Jeremy Butler	2012-13	141	1,953	13.9	20
3.	Jaylon Moore	2016-19	92	1,492	16.2	18
4.	Caylon Weathers	2014-17	119	1,426	12.0	17
	Dwayne McKinney	1979-82	97	1,793	18.1	17
6.	Rod Wright	2011-15	84	1,298	15.5	16
	William Mackall	1985-88	224	2,494	9.7	16
	Mike Hicks	2008-09	112	1,493	26.5	16
9.	Lenny Harris	1993-96	134	2,053	16.0	15
10.	5 Tied	-	-	-	-	14

SINGLE-SEASON TOUCHDOWN RECEPTIONS

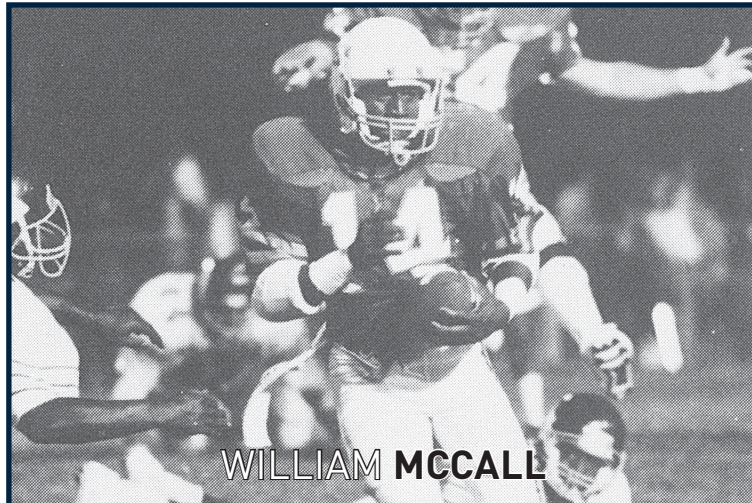
Rank	Player	Year	Rec	Yards	TD
1.	Quentin Sims	2012	86	1,092	16
2.	Rod Wright	2015	62	963	14
3.	Mike Hicks	2008	66	894	12
4.	Jeremy Butler	2013	90	1,203	10
	Jeremy Butler	2012	51	750	10
	Quentin Sims	2011	54	712	10
7.	Jaylon Moore	2018	52	799	8
	Caylon Weathers	2015	62	726	8
	Dwayne McKinney	1980	37	829	8
10.	Roren Thomas	2008	42	790	7

CAREER RECEPTIONS

Rank	Player	Year	Rec	Yds	Avg
1.	William Mackall	1985-88	224	2,494	9.7
2.	Taurean Stephens	2002-06	201	2,148	11.1
3.	Jeremy Butler	2012-13	141	1,953	13.9
4.	Quentin Sims	2011-12	140	1,804	12.9
5.	Lenny Harris	1993-96	134	2,053	16.0
6.	Terry Williams	2018-19	125	1,317	10.5
7.	Caylon Weathers	2014-17	119	1,426	11.7
8.	Stephen Shiver	2008-11	115	1,852	16.1
9.	Deumaine Reeder	1993-96	114	1,673	15.0
10.	Mike Hicks	2008-09	112	1,493	13.3

SINGLE-SEASON RECEPTIONS

Rank	Player	Year	Rec	Yards
1.	Jeremy Butler	2013	90	1,203
	William Mackall	1987	90	792
3.	Quentin Sims	2012	86	1,092
4.	Terry Williams	2018	67	736
	Taurean Stephens	2004	67	732
6.	Mike Hicks	2008	66	894
	Taurean Stephens	2003	66	665
	William Mackall	1988	66	1,026
9.	Nikki Jackson	1995	63	425
	William Mackall	1986	63	655



WILLIAM MCCALL

MOST RECEPTIONS

Game: 16, William Mackall vs. Delta State, 1987

Season: 90, Jeremy Butler, 2013

90, William Mackall, 1987

Career: 225, William Mackall, 1985-88

MOST YARDS

Game: 283, William Mackall vs. Troy, 1988

Season: 1,203, Jeremy Butler, 2013

Career: 2,494, William Mackall, 1985-88

MOST TOUCHDOWN RECEPTIONS

Game: 5, Quentin Sims vs. Jacksonville State (2012)

Season: 16, Quentin Sims, 2012

Career: 26, Quentin Sims, 2011-12

MOST 100-YARD RECEIVING GAMES

Season: 5, Jeremy Butler, 2013

5, Quentin Sims, 2012

5, Mike Hicks, 2008

Career: 8, Jeremy Butler 2012-13

MOST 200-YARD RECEIVING GAMES

Season: 1, William Mackall, 1988

Career: 1, William Mackall, 1985-88

MOST YARDS BY TWO RECEIVERS


Game: 323, Jeremy Butler (177) & Quentin Sims (146)
at Murray State, Oct. 13, 2012

HIGHEST AVG. PER RECEPTIONS

Game: 40.42, William Mackall vs. Troy, 1988

Season: 26.9, Travis Parker, 2001

Career: 11.08, William Mackall, 1985-88



JEREMY BUTLER

TOP 25 ALL-TIME RECEIVING GAMES


Rank	No	Yds	Player	vs. Opponent	Year
1.	7	283	William Mackall	vs. Troy	1988
2.	8	198	Ben Axline	vs. Austin Peay	2017
3.	4	192	Jessie Burton	vs. Jacksonville State	2007
4.		181	Tony Champion	vs. Troy	1983
5.	8	180	Jaylon Moore	at Tennessee State	2018
	4	180	Roren Thomas	vs. Concordia	2008
7.	8	177	Jeremy Butler	at Murray State	2012
8.	8	176	Quentin Sims	vs. Tennessee State	2012
9.	11	171	Jeremy Butler	at Austin Peay	2013
10.	12	163	Taurean Stephens	vs. Indiana State	2004
11.	10	162	Rod Wright	vs. Jacksonville State	2015
12.	6	161	Rod Wright	vs. Southeast Missouri	2014
	15	161	Orenthius Taylor	vs. Jacksonville State	2003
14.	5	154	Colton Dowell	at Tennessee Tech	2019
15.	10	152	Quentin Sims	at Northern Illinois	2012
16.	8	151	EJ Daniel	vs. Central Arkansas	2007
17.	9	150	Kyle Kerrick	at Central Arkansas	2014
18.	7	149	Lenny Harris	vs. Tennessee Tech	1995
19.	4	147	Stephen Shiver	vs. Tennessee State	2010
20.	12	146	Quentin Sims	at Murray State	2012
21.	12	145	Mike Hicks	vs. Eastern Kentucky	2008
		145	Lenny Harris	vs. Eastern Kentucky	1995
23.	11	144	Quentin Sims	vs. Tennessee State	2011
	3	144	Roren Thomas	vs. Murray State	2007
	9	144	Shane Cowen	vs. Tennessee State	1996

TOP 25 LONGEST RECEPTIONS

Rank	Yds	Players	Year
1.	98	Leon Reed to William Mackall at Troy *NS	1988
2.	92	Brady Wahlberg to Troy Phillips vs. Kentucky Wesleyan	2002
3.	89	Leonard Williams to Robert Thomas *NS	1990
4.	86	Charles Gamble to Maurice Blakemore at Southern Illinois	1994
5.	85	Dexter Anoka to Jessie Burton at Jacksonville State	2007
6.	83	Jeff McCrone to Lenny Harris vs. Missouri St.	1996
7.	82	Cade Thompson to Roren Thomas at Tennessee Tech	2008
8.	80	Jeff McCrone to Lenny Harris vs. Tennessee Tech	1995
	80	Charles Gamble to Ulysses Trammell at Southern Illinois	1994
	80	Trey Sikes to Antonio Perry vs Lane	1985
	80	Vernon Prather to Wilbur Edmiston vs. North Alabama	1960
12.	79	Cade Thompson to Roren Thomas at Murray State	2007
	79	Robert Hines to Travis Parker at Tusculum College *NS	2001
	79	Leonard Williams to Robert Thomas at Lane College	1990
	79	Kenny Golden to Tony Champion vs. Troy	1983
16.	76	Tom Ruban to Todd Pope at Austin Peay	1989
17.	75	John Bachus to Jaylon Moore at Tennessee State	2018
	74	Rickey Armstrong to Scott Stidham *NS	1992
19.	73	John Bachus III to Colton Dowell at Tennessee Tech	2019
	73	Cade Thompson to Jason McNair at Murray State	2009
	73	Leon Reed to Andre Langley at West Alabama University	1988
22.	72	Robert Hines to William Stevenson vs. Eastern Kentucky *NS	2001
	72	Edward Robertson to Rory Redmond at Murray State	1999
24.	71	Troy Cook to Ben Axline vs. Austin Peay	2016
25.	69	Dresser Winn to LaDarius Galloway at Tennessee Tech	2017

ANNUAL RECEIVING LEADERS

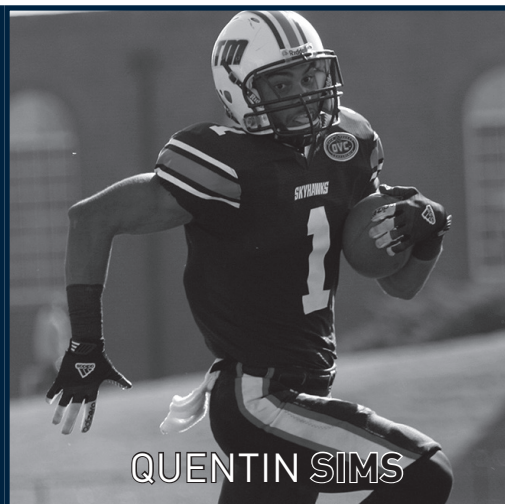
Year	Player	Rec	Yards	TDs	Avg
2020	Colton Dowell	40	459	4	11.5
2019	Colton Dowell	38	765	3	10.0
2018	Terry Williams	67	736	3	11.0
2017	Londell Lee	25	396	4	15.8
2016	Ben Axline	35	659	4	18.8
2015	Rod Wright	62	963	14	15.5
2014	William Tanner	38	527	4	13.9
2013	Jeremy Butler	90	1,203	10	13.4
2012	Quentin Sims	86	1,092	16	12.7
2011	Quentin Sims	54	712	10	13.2
2010	Stephen Shiver	36	634	5	17.6
2009	Mike Hicks	46	599	4	13.0
2008	Mike Hicks	66	894	12	13.5
2007	Roren Thomas	39	553	6	14.2
2006	Jessie Burton	23	367	2	16.0
2005	Taurean Stephens	60	651	5	10.9
2004	Taurean Stephens	67	732	6	10.9
2003	Taurean Stephens	66	665	3	10.1
2002	Orentheus Taylor	24	270	1	11.2
2001	Travis Parker	15	403	2	26.9
2000	Travis Parker	13	195	1	15.0
1999	Rory Redmond	36	609	4	16.9
1998	Brian Webb	41	606	3	14.8
1997	Brian Webb	41	495	3	12.1
1996	Lenny Harris	46	749	7	16.3
1995	Lenny Harris	53	790	5	14.9
1994	Maurice Blakemore	27	365	1	13.5
1993	Charles Malone	48	690	7	14.4
1992	Charles Malone	49	653	3	13.3
1991	Oscar Bunch	39	754	3	14.0
1990	Robert Thomas	52	799	6	15.4
1989	Todd Pope	30	355	2	11.8
1988	William Mackall	66	1,026	7	15.5
1987	William Mackall	90	792	5	8.8
1986	William Mackall	63	655	4	10.4
1985	James Lane	31	534	1	17.2
1984	Joey Morris	27	363	1	13.4
1983	Tony Champion	39	768	6	19.7
1982	Tony Champion	17	334	4	19.6
1981	Dwayne McKinney	33	548	5	14.8
1980	Dwayne McKinney	37	829	12	22.4
1979	Freddie Hudson	16	234	1	14.6
1978	Ricky Murphy	12	154	--	12.8
1977	Ronald George	33	623	--	20.1
1976	Ronald George	22	363	--	16.5
1975	Ronald George	17	216	--	12.7
1974	Ronald George	19	320	--	16.8
1973	Grady Maddox	35	400	2	11.4
1972	Dana Witten	18	352	--	19.6
1971	Dana Witten	33	516	--	15.6
1970	Dana Witten	24	409	1	17.0
1969	Barry Reeves	25	457	6	18.3
1968	Steve Allison	26	261	4	10.0
1967	Steve Allison	15	243	6	16.2
1966	Mack Moody	20	179	4	8.9
1965	Mack Moody	28	378	4	13.5
1964	Scott Boehringer	15	304	0	20.3
1963	Scott Boehringer	17	332	4	19.5
1962	Wally Bielewicz	16	296	1	18.5
1961	Jim Love	20	288	0	14.4



LENNY HARRIS



TAUREAN STEPHENS



QUENTIN SIMS

100-YARD RECEIVERS

	Yards	Player	vs. Opponent	Year
1.	283	William Mackall	at Troy	1988
2.	198	Ben Axline	vs. Austin Peay	2016
3.	192	Jessie Burton	at Jacksonville State	2007
4.	181	Tony Champion	vs. Troy	1983
5.	180	Jaylon Moore	at Tennessee State	2018
6.	180	Roren Thomas	vs. Concordia	2008
7.	177	Jeremy Butler	at Murray State	2012
8.	176	Quentin Sims	vs. Tennessee State	2012
9.	175	Scott Stidham	vs. Samford	1992
10.	175	William Mackall	vs. West Alabama	1987
11.	174	Dwayne McKinney	at North Alabama	1980
12.	171	Jeremy Butler	at Austin Peay	2013
13.	170	Dwayne McKinney	vs. Morris Brown	1980
14.	163	Taurean Stephens	vs. Indiana State	2004
15.	162	Rod Wright	vs. Jacksonville State	2015
16.	161	Rod Wright	vs. Southeast Missouri	2014
17.	161	Orentheus Taylor	at Jacksonville State	2003
18.	155	Mike Hicks	at Austin Peay	2008
19.	154	Colton Dowell	at Tennessee Tech	2019
20.	152	Quentin Sims	at Northern Illinois	2012
21.	151	EJ Daniel	at Central Arkansas	2007
22.	150	Kyle Kerrick	at Central Arkansas	2014
23.	149	Lenny Harris	vs. Tennessee Tech	1995
24.	147	Stephen Shiver	vs. Tennessee State	2010
25.	146	Quentin Sims	at Murray State	2012
26.	145	Mike Hicks	vs. Eastern Kentucky	2008
27.	145	Lenny Harris	at Eastern Kentucky	1995
28.	145	William Mackall	at Troy	1986
29.	144	Roren Thomas	vs. Murray State	2007
30.	144	Shane Cowan	at Tennessee State	1996
31.	143	Rod Wright	vs. Murray State	2015
32.	143	Oscar Bunch	vs. Morehead State	1991
33.	142	Jeremy Butler	at Tennessee Tech	2012
34.	142	Jamaal Akbar	vs. Missouri State	2007
35.	141	Terry Williams	vs. Chattanooga	2018
36.	141	Robert Thomas	vs. Lane College	1990
37.	139	Trace Overton	vs. Delta State	1981
38.	138	Lenny Harris	vs. Tennessee State	1995
39.	137	Quentin Sims	vs. Jacksonville State	2012
40.	135	John Burch	vs. West Georgia	1987
41.	133	Jeremy Butler	vs. Murray State	2013
42.	132	Mike Hicks	at Auburn	2008
43.	130	Brian Webb	vs. Middle Tennessee	1998
44.	129	Jeremy Butler	vs. Tennessee State	2013
45.	125	Daniel Chamberlain	at Austin Peay	2010
46.	125	Taurean Stephens	vs. Southeast Missouri	2003
47.	125	Shane Cowan	at Samford	1996
48.	125	Charles Malone	at Austin Peay	1993
49.	124	Terry Williams	at Murray State	2018
50.	123	Jaylon Moore	at Jacksonville State	2018
51.	123	Rory Redmond	at Murray State	1999
52.	122	Jarvis Perry	vs. Jacksonville State	2010
53.	120	Taurean Stephens	at Eastern Kentucky	2003
54.	119	William Tanner	at Eastern Kentucky	2015
55.	118	Jeremy Butler	at Boise State	2013
56.	118	Roren Thomas	at Tennessee Tech	2008
57.	118	Rory Redmond	vs. Middle Tennessee	1998
58.	117	Colton Dowell	vs. Jacksonville State	2019
59.	117	Eunique Williams	vs. Memphis	2009
60.	117	Taurean Stephens	at Austin Peay	2004
61.	117	Deumaine Reeder	at Austin Peay	1996
62.	116	Chris Thompson	at Murray State	2012
63.	116	William Mackall	vs. Troy	1987
64.	116	Tony Champion	vs. Tennessee Tech	1982
65.	115	Ulysses Trammell	at Southern Illinois	1994
66.	114	Dwayne McKinney	at West Alabama	1980
67.	114	Deumaine Reeder	at Morehead State	1993
68.	113	Jaylon Moore	at Middle Tennessee	2018
69.	113	Londell Lee	vs. Southeast Missouri	2016
70.	113	Dexter Anoka	at Southeast Missouri	2009
71.	113	Dwayne McKinney	vs. West Alabama	1981
72.	112	Rod Wright	at Tennessee Tech	2015
73.	112	Mike Hicks	at Murray State	2008
74.	112	Mike Hicks	vs. Jacksonville State	2008
75.	112	Roren Thomas	vs. Eastern Kentucky	2008
76.	112	Lenny Harris	vs. Missouri State	1996
77.	111	Colton Dowell	at Austin Peay	2019
78.	111	Caylon Weathers	at Arkansas	2015
79.	111	Roren Thomas	at Southeast Missouri	2008
80.	110	Mike Hicks	at Austin Peay	2009
81.	110	Jessie Burton	at Southern Illinois	2006
82.	109	Deumaine Reeder	at Southern Illinois	1996


100-YARD RECEIVERS

	Yards	Player	vs. Opponent	Year
83.	108	Donnell Williams	vs. Jacksonville State	2020
84.	108	Rod Wright	at Austin Peay	2016
85.	108	Mike Hicks	at Iowa Wesleyan	2009
86.	107	Chris Thompson	vs. Jacksonville State	2013
87.	107	Brian Webb	vs. Tennessee State	1997
88.	107	Deumaine Reeder	at Southeast Missouri	1996
89.	106	Caylon Weathers	at Eastern Kentucky	2015
90.	106	Rory Redmond	at Samford	1998
91.	106	Henry Allen	at Southeast Missouri	1987
92.	106	William Mackall	at Mississippi College	1987
93.	106	Ronald George	vs. Troy	1974
94.	106	Dana Witten	vs. Jacksonville State	1971
95.	105	Caylon Weathers	vs. Bethel	2015
96.	105	Taurean Stephens	at Chattanooga	2005
97.	105	Wesley Moore	at Alabama-Birmingham	1998
98.	105	Antonio Perry	vs. Valdosta State	1986
99.	104	Colton Dowell	at Southeast Missouri	2019
100.	104	Londell Lee	at Chattanooga	2017
101.	104	Ben Axline	at Hawai'i	2016
102.	103	William Tanner	vs. Murray State	2015
103.	103	William Tanner	vs. Eastern Illinois	2015
104.	103	Jeremy Butler	at Eastern Kentucky	2013
105.	103	Roren Thomas	at Central Arkansas	2007
106.	103	Taurean Stephens	vs. Tennessee State	2005
107.	103	Charles Malone	vs. Murray State	1993
108.	102	Stephen Shiver	at Tennessee Tech	2010
109.	102	Stephen Shiver	at Austin Peay	2009
110.	102	Tim Beattie	at Samford	1998
111.	101	Donnell Williams	vs. Tennessee Tech	2020
112.	101	Jeremy Butler	vs. Jacksonville State	2012
113.	101	Quentin Sims	vs. Eastern Illinois	2012
114.	101	Taurean Stephens	at Eastern Kentucky	2005
115.	101	Travis Parker	at Southeast Missouri	2001
116.	101	John Dillon	vs. Austin Peay	1995
117.	101	Todd Pope	vs. Austin Peay	1989
118.	101	Antonio Perry	vs. Jacksonville State	1986
119.	100	Jaylon Moore	vs. Southeast Missouri	2018

*Since 1970 as available and may feature some omissions due to lack of historical data

MULTIPLE 100-YD RECEIVING GAMES

Player	Games
Jeremy Butler	8
Mike Hicks	7
Taurean Stephens	7
Roren Thomas	6
Lenny Harris	5
William Mackall	5
Quentin Sims	5
Colton Dowell	4
Jaylon Moore	4
Rod Wright	5
Dwayne McKinney	4
Deumaine Reeder	4
Lenny Harris	4
Caylon Weathers	3
William Tanner	3
Stephen Shiver	3
Rory Redmond	3
7 Tied	3



JAYLON MOORE

TOTAL OFFENSE RECORDS

CAREER TOTAL OFFENSE LEADERS

Rank	Player	Years	Rush	Pass	Total	TD
1.	Derek Carr	2008-12	56	8,428	8,484	72
2.	Brady Wahlberg	2002-05	1,140	6,247	7,387	51
3.	Jarod Neal	2012-15	437	6,526	6,963	62
4.	Cade Thompson	2007-09	-254	6,260	6,006	51
5.	Leon Reed	1987-88	491	4,842	5,333	42
6.	Don Chapman	2004-07	5,017	---	5,017	49
7.	Leonard Williams	1990-91	332	4,518	4,850	49
8.	John Bachus III	2018-20	116	4,532	4,648	40
9.	Trey Sikes	1984-87	239	4,258	4,497	31
10.	Alvin Smalls	1975-78	2,866	1,250	4,116	39

SINGLE-SEASON TOTAL OFFENSE LEADERS

Rank	Player	Year	Rush	Pass	Total	TD
1.	Jarod Neal	2015	208	3,117	3,325	30
2.	Derek Carr	2012	-7	3,276	3,269	32
3.	Leon Reed	1988	176	3,051	3,227	28
4.	Leonard Williams	1991	233	2,554	2,787	30
5.	John Bachus III	2019	93	2,549	2,642	21
6.	Cade Thompson	2008	-122	2,680	2,568	24
7.	Derek Carr	2011	67	2,482	2,549	25
8.	Derek Carr	2010	1	2,543	2,544	15
9.	Alvin Smalls	1976	1,495	1,006	2,501	17
10.	Jeff McCrone	1995	-49	2,519	2,470	19

SCORING OFFENSE

Rank	Avg.	Year
1.	37.3	2008
2.	35.5	2015
3.	34.6	2011
4.	33.4	2007
5.	32.2	2016
6.	30.8	2012
7.	30.4	1995
8.	29.7	2014
9.	27.5	1988
10.	27.0	2005

TEAM SEASON AVG YPG

Rank	Avg.	Year
1.	456.6	2015
2.	430.5	2007
3.	429.3	2012
4.	427.2	2011
5.	427.0	2014
6.	409.4	2009
7.	405.6	2008
8.	397.1	2013
9.	393.3	2010
10.	384.2	2016

SINGLE-GAME TOTAL OFFENSE

Rank	Yds.	Player vs. Opponent	Year
1.	560	Derek Carr at Murray State	2012
2.	440	Leonard Williams vs. Troy	1990
3.	438	Derek Carr at Tennessee Tech	2012
4.	427	Brady Wahlberg vs. Jacksonville State	2003
5.	423	Jeff McCrone vs. Tennessee State	1995
6.	419	Cade Thompson vs. Eastern Kentucky	2008
7.	406	Derek Carr vs. Jacksonville State	2012
8.	390	Derek Carr at Southeast Louisiana	2010
9.	390	Leon Reed vs. Troy	1988
10.	389	Leon Reed vs. Mississippi College	1987

TEAM RECORD: SINGLE GAME

Most Plays: 95 plays (34 rushes, 61 passes)
vs. Eastern Kentucky, 2008

Most Yards: 699 vs. Concordia, 2008

FIRST DOWNS

Game: 35 at Murray State (2012)

Season: 249 in 12 games (2012)

SCORING OFFENSE (GAME HIGHS)

Rank	Pts.	Opponent	Year
1.	97 (97-7)	vs. Bethel College	1995
2.	87 (87-21)	vs. Concordia	2008
3.	84 (84-6)	vs. Bacone College	2016
4.	76 (76-3)	vs. Murray State	2007
5.	73 (73-0)	vs. Lane College	1990
6.	72 (72-10)	vs. Bethel	2015
7.	70 (70-0)	vs. Millikin	1967
8.	66 (66-59)	at Murray State	2012
9.	64 (64-0)	vs. Northwood Michigan	1968
10.	63 (63-7)	vs. Cumberland	2014
	63 (63-0)	vs. Union College	2011
	63 (63-38)	at Murray State	2008

SCORING MARGIN

Rank	Margin	Opponent	Year
1.	90 (97-7)	vs. Bethel College	1995
2.	78 (84-6)	vs. Bacone College	2016
3.	73 (73-0)	vs. Lane College	1990
4.	70 (70-0)	vs. Millikin	1967
5.	66 (87-21)	vs. Concordia	2008
6.	64 (64-0)	vs. Northwood Michigan	1968
7.	63 (63-0)	vs. Union College	2011
8.	62 (72-10)	vs. Bethel	2015
9.	56 (56-0)	vs. Baker College	2008
10.	53 (59-6)	vs. West Georgia	1957

ANNUAL TOTAL OFFENSE LEADERS

Year	Player	Rush	Pass	Total Yards
2019	QB John Bachus III	93	2,549	2,642
2018	QB Dresser Winn	48	1,601	1,649
2017	QB Troy Cook	-29	1,004	975
2016	QB Troy Cook	105	2,321	2,426
2015	QB Jarod Neal	208	3,117	3,325
2014	QB Jarod Neal	219	1,880	2,099
2013	QB Jarod Neal	10	1,529	1,539
2012	QB Derek Carr	-7	3,276	3,269
2011	QB Derek Carr	67	2,482	2,549
2010	QB Derek Carr	1	2,543	2,544
2009	QB Cade Thompson	-95	2,546	2,451
2008	QB Cade Thompson	-112	2,680	2,568
2007	QB Dexter Anoka	137	1,369	1,506
2006	HB Don Chapman	1,412	0	1,412
2005	QB Brady Wahlberg	475	1,693	2,168
2004	QB Brady Wahlberg	97	1,536	1,633
2003	QB Brady Wahlberg	482	1,873	2,355
2002	QB Brady Wahlberg	86	1,145	1,231
2001	QB Robert Hines	442	578	1,020
2000	QB Roland Ogletree	0	647	647
1999	QB Edward Robertson	-23	1,345	1,322
1998	QB John Repella	47	1,722	1,769
1997	QB Brock Bailey	-71	961	890
1996	QB Billy Joe Spann	-82	905	823
1995	QB Jeff McCrone	-49	2,519	2,470
1994	QB Charles Gamble	39	1,001	1,040
1993	QB Jason Griffin	132	635	767
1992	RB Rickey Armstrong	297	1,697	1,994
1991	QB Leonard Williams	233	2,554	2,787
1990	QB Leonard Williams	99	1,964	2,063
1989	QB Smackey Brown	-24	793	769
1988	QB Leon Reed	176	3,051	3,227
1987	QB Leon Reed	315	1,791	2,106
1986	QB Trey Sikes	137	1,554	1,691
1985	QB Trey Sikes	38	1,466	1,504
1984	QB Kenny Golden	295	627	922
1983	QB David Carter	47	1,193	1,230
1982	QB Chris Ford	53	706	759
1981	QB Tommy Overton	39	1,636	1,675
1980	QB Jimmy Wash	NA	NA	1,059
1979	HB Everett DeVeaux	703	68	771
1978	QB Sammy Bryant	NA	NA	964
1977	QB Alvin Smalls	582	1,379	1,961
1976	QB Alvin Smalls	1,495	1,006	2,501
1975	QB Alvin Smalls	190	481	671
1974	QB Bill Staehs	NA	NA	963
1973	QB Danny Walker	98	762	860
1972	QB Shelton Zenon	NA	NA	714
1971	QB Kelly Coker	NA	NA	926
1970	QB Kelly Coker	NA	NA	750
1969	QB Glen Lowe	38	597	635
1968	QB Allan Cox	0	836	836
1967	QB Allan Cox	177	1,116	1,233
1966	QB Allan Cox	NA	NA	694
1965	QB Sandy Smith	70	551	621
1964	HB Chuck Lewis	491	0	491
1963	QB Billy Watson	NA	NA	605
1962	QB Vernon Prather	76	984	1,060
1961	QB Vernon Prather	NA	NA	742
1960	HB Bobby Fowler	NA	NA	1,054

DEFENSIVE RECORDS

CAREER TOTAL TACKLES

#	Player	Years	Pos.	Solo	Asst.	Total
1.	Danny Watkins	1975-77	LB	271	155	426
2.	Terry Giltner	1967-70	LB	281	120	401
3.	Vincent Thomas	1998-01	DB	239	134	373
	Emanuel McNeil	1985-88	DE	189	184	373
5.	Brian Spano	1991-94	LB	228	131	359
6.	Dewayne Harper	1991-94	DB	209	130	339
7.	Ben Johnson	2011-13	LB	146	184	330
8.	Josh Bey	2007-10	LB	180	144	324
9.	Markeseo Jackson	2003-06	DB	199	119	318
10.	James Gilleylen	2014-18	LB	130	167	297

SINGLE-SEASON TOTAL TACKLES

#	Player	Years	Pos.	Solo	Asst.	Total
1.	Terry Giltner	1970	LB	168	87	255
2.	Mike Peebles	1974	-	91	61	152
3.	Terry Giltner	1969	LB	113	33	146
4.	Danny Watkins	1975	LB	79	64	143
5.	Jon Swift	1996	LB	78	56	134
6.	Vincent Thomas	2000	DB	88	45	133
7.	Ben Johnson	2012	LB	60	71	131
	Brian Spano	1993	LB	82	49	131
9.	Emanuel McNeil	1987	DE	54	76	130
10.	Perez Boyd	2002	DB	76	48	124
	Paul Randolph	1986	LB	55	69	124

SINGLE-GAME TOTAL TACKLES

#	Tkls	Player vs. Opponent	Year
1.	35	Terry Giltner vs. McNeese State	1970
2.	29	Terry Giltner vs. Parsons	1969
3.	22	LaVante Epton vs. Missouri State	1999
	22	Brian Spano vs. Austin Peay	1993
5.	21	Kidane McBride vs. Murray State	2002
	21	Vincent Thomas at Samford	2000
7.	20	Levon Johnson vs. Mississippi College	1989
	20	Emanuel McNeil vs. Austin Peay	1987
	20	Danny Watkins vs. Jacksonville St.	1976
	20	Danny Watkins vs. Tennessee St.	1976

SINGLE-GAME SACKS

#	Sacks	Player vs. Opponent	Year
1.	4.5	Tony Bell vs. Murray State	2013
2.	4.0	Andre Plummer vs. Tennessee Tech	2003
	4.0	Emanuel McNeil at North Alabama	1986
3.	3.0	Brandon Lacy vs. Lambuth	1999
4.	2.5	TJ Jefferson at Tennessee Tech	2019
5.	2.5	Damani Taylor at Tennessee Tech	2015
6.	2.0	23 times	-

SINGLE-GAME TACKLES FOR LOSS

#	TFL	Player vs. Opponent	Year
1.	5.5	Montori Hughes at Eastern Illinois	2011
2.	5.0	Tony Bell at Boise State	2013
3.	4.5	Tony Bell vs. Murray State	2013
4.	4.5	Josh Bey vs. Eastern Kentucky	2010
5.	4.0	David Gilmore vs. Murray State	2005
	4.0	Andre Plummer vs. Tennessee Tech	2003
	4.0	Jeremy Dailey at UAB	1999
	4.0	Anthony Strobbridge vs. Murray State	1997
	4.0	Emanuel McNeil at North Alabama	1986
	4.0	Mike Crangle vs. Austin Peay	1971

CAREER SACK LEADERS

Rank	No.	Player	Year
1.	22.5	Tony Bell	2011-14
2.	17.0	Emanuel McNeil	1985-88
3.	15.0	Antonio Strobbridge	1994-97
4.	14.0	Andre Plummer	2001-05
	14.0	Charles Gill	1995-97
6.	13.5	Brad Godwin	1994-95
7.	13.0	Josh Bey	2007-10
	13.0	Joe Keating	1989-92
9.	12.5	DJ Roberts	2009-13
10.	11.5	Markeseo Jackson	2003-06

SINGLE-SEASON SACK LEADERS

Rank	No.	Player	Year
1.	13.0	Emanuel McNeil	1988
2.	10.5	Tony Bell	2013
3.	9.0	Joe Keating	1990
4.	8.5	Brad Godwin	1994
5.	8.0	Toby Bell	2014
	8.0	Tim Wright	1993
7.	7.0	Charles Gill	1996
	7.0	Rob Senatore	1993
9.	6.5	Josh Bey	2009
	6.5	Kevin Mawyer	1994

CAREER SOLO TACKLES

Rank	No.	Player	Year
1.	281	Terry Giltner	1967-70
2.	271	Danny Watkins	1975-77
3.	239	Vincent Thomas	1998-01
4.	228	Brian Spano	1991-94
5.	209	Dewayne Harper	1991-94
6.	199	Markeseo Jackson	2003-06
7.	189	Emanuel McNeil	1985-88
8.	180	Josh Bey	2007-10
9.	156	Jason Coleman	2001-05
10.	146	Ben Johnson	2011-13

SINGLE-SEASON SOLO TACKLES


Rank	No.	Player	Year
1.	168	Terry Giltner	1970
2.	113	Terry Giltner	1969
3.	99	Danny Watkins	1977
4.	95	Vincent Thomas	2001
5.	91	Josh Bey	2010
	91	Mike Peebles	1974
7.	90	Brian Spano	1994
	90	Terry Giltner	1970
9.	88	Vincent Thomas	2000
10.	82	Brian Spano	1993

CAREER ASSISTED TACKLES


Rank	No	Player	Year
1.	184	Emanuel McNeil	1985-88
	184	Ben Johnson	2011-13
3.	167	James Gilleylen	2014-18
4.	163	Kevin Prather Jr.	2015-18
5.	155	Danny Watkins	1975-77
6.	144	Josh Bey	2007-10
7.	137	Tony Bell	2011-14
8.	134	Vincent Thomas	1998-01
9.	131	Brian Spano	1991-94
10.	130	Dewayne Harperr	1991-94

SINGLE-SEASON ASSISTED TACKLES


Rank	No	Player	Year
1.	87	Terry Giltner	1970
2.	76	Emanuel McNeil	1987
3.	71	Ben Johnson	2012
4.	69	Paul Randolph	1986
5.	65	Todd Shanks	1992
6.	64	Danny Watkins	1975
7.	62	TJ Jefferson	2019
	62	Ben Johnson	2013
9.	61	Charles Cavaness	1985
	61	Greg Magee	1983
	61	Mike Peebles	1974




DANNY WATKINS



TERRY GILTNER




TONY BELL




EMANUEL MCNEIL




JOSH BEY



DEWAYNE HARPER



ANTONIO STROBRIDGE



JON SWIFT

CAREER TACKLES FOR LOSS

Rank	No.	Player	Year
1.	56.0	Emanuel McNeil	1985-88
2.	50.5	Josh Bey	2007-10
3.	45.0	Tony Bell	2011-14
4.	39.5	Kevin Prather Jr.	2015-18
5.	38.5	DJ Roberts	2009-13
6.	37.0	Anthony Strobrige	1994-97
7.	35.0	James Gilleylen	2014-18
8.	30.5	Andre Plummer	2001-05
9.	27.5	Nick Stamper	1999-01
10.	25.0	Ben Johnson	2011-13

SINGLE-SEASON TACKLES FOR LOSS

Rank	No.	Player	Year
1.	24.0	Emanuel McNeil	1988
2.	21.0	Tony Bell	2014
3.	20.0	Otis Cooks	1983
4.	19.0	Emanuel McNeil	1986
5.	16.5	Josh Bey	2009
	16.5	Josh Bey	2008
7.	15.0	Tony Bell	2013
8.	14.5	Nick Stamper	2001
9.	14.0	Kevin Prather Jr.	2018
	14.0	Anthony Strobrige	1997
	14.0	Anthony Strobrige	1996

SINGLE-GAME BY OPPONENT

Fewest Yards Total:74, vs. Iowa Wesleyan, 2009
Fewest First Downs:3, vs. Iowa Wesleyan, 2009
Fewest Completions:1, at Samford, 2000
Fewest Total Plays:33, vs. Southern Illinois, 1998

SINGLE-SEASON

Fewest Yards Rushing:.....1348, 2009
Fewest Avg. Yards Rushing:.....122.5, 2009
Fewest Yards Passing:.....1175, 1990
Fewest Avg. Yards Passing:.....106.8, 1990
Fewest Total Yards:.....3066, 2006
Fewest Avg. Yards in Total Offense:.....255.5, 2006
Fewest Points:.....182, 1979
Fewest Yards on Punt Returns:.....66, 1988
Most Shutouts:.....4, 1967
Most Interceptions:.....25, 1968
Most Yards on Interceptions:.....303, 2005

MOST INTERCEPTIONS

Game: 8 vs. Troy (1968)
Season: 26 (1968)

MOST RETURN YARDAGE

Game: 158 vs. Troy (1968)
Season: 485 (1976)

DEFENSIVE TOUCHDOWNS

Season: 6 (1976)

FEWEST POINTS YIELDED

Season: 19 (1934)

DEFENSIVE SHUTOUTS

32 times – last vs. Union College 2011

FEWEST RUSHING YARDS

Game: -22 vs. West Alabama (1988)
Season: 383 (1967)

FEWEST PASSING YARDS

Game: 7 vs. West Alabama (1982)
Season: 734 (1971)

CAREER FORCED FUMBLES

Rank	No.	Player	Year
1.	9	Markeseo Jackson	2003-06
2.	7	Nick Stamper	1999-01
	7	Tony Bell	2011-14
4.	6	David Gilmore	2003-06
5.	6	Kevin Prather Jr.	2015-18
6.	5	Josh Bey	2007-10
	5	Dontrell Miller	2006-08
	5	Kahlid Hagens	2014-17
	5	Ben Johnson	2011-13
10.	4	Andre Plummer	2001-05
	4	Brent Acker	2008-09
	4	Vincent Thomas	1998-01
	4	JaQuez Akins	2019-20
	4	Brandon Anderson	2016-18

SINGLE-SEASON FORCED FUMBLES

Rank	No.	Player	Year
1.	5	Kevin Prather Jr.	2016
2.	4	David Gilmore	2005
	4	Brent Acker	2008
	4	Markeseo Jackson	2004
	4	Nick Stamper	2001
6.	3	Brandon Anderson	2018
	3	James Gilleylen	2017
	3	Kahlid Hagens	2017
	3	Tony Bell	2013
	3	Fred Flenorl	2012
	3	Ben Johnson	2011
	3	Josh Bey	2010
	3	Dontrell Miller	2008
	3	Craig Worthen	2007
	3	Markeseo Jackson	2006
	3	Nick Stamper	2000
	3	Jon Swift	1996
	3	Fred Thomas	1995

CAREER FUMBLE RECOVERIES

Rank	No.	Player	Year
1.	9	Jon Swift	1996-97
2.	8	Emanuel McNeil	1985-88
3.	7	Jack Greenwood	2003-06
4.	6	Tony Bell	2011-14
5.	5	Dante Harrold	2005-08
	5	Dontrell Miller	2006-08
7.	4	JaQuez Akins	2019-20
	4	Joseph Treats	2001-05
	4	Marc Calixte	1999-02
10.	3	15 times	-

SINGLE-SEASON FUMBLE RECOVERIES

Rank	No.	Player	Year
1.	7	Jon Swift	1996
2.	5	Emanuel McNeil	1988
3.	4	Dontrell Miller	2008
	4	Andres	1983
	4	Alan Welch	1982
6.	3	Tony Bell	2014
	3	Tony Bell	2013
	3	Dorsett Pendleton	2008
	3	Jack Greenwood	2005
	3	Marc Calixte	1999
	3	Aaron Torian	1999
	3	Phillip Robertson	1991
	3	Danny Blackwell	1991
	3	Justin Taylor	1991

MOST FUMBLE RECOVERIES FOR A TD (INDIVIDUAL)

Season: 3 Dontrell Miller (2008)*

MOST FUMBLE RECOVERIES FOR TD (TEAM)

Season: 6 (2008) *NCAA FCS Record

FUMBLE RETURNS (MOST RECOVERED)

Game: 5 vs. Parsons (1969)
 5 vs. Austin Peay (1974)
 5 vs. Eastern Kentucky (1993)
Season: 25 (1974)

DEFENSIVE TOP-10 RECORDS


SCORING DEFENSE			TOTAL DEFENSE			RUSH DEFENSE [AVG.]			PASS DEFENSE			SEASON SACKS			SEASON PASS BREAKUPS		
Rank	Pts.	Year	Rank	Yards	Year	Rank	Yards	Year	Rank	Avg.Yds	Year	Rank	No.	Year	Rank	Br-Ups	Year
1.	9.6	1967	1.	152.3	1962	1.	43.1	1967	1.	71.0	1962	1.	43	1995	1.	60	1988
2.	11.3	1976	2.	212.1	1964	2.	97.2	1968	2.	80.9	1964	2.	42	1994	2.	58	2019
3.	12.1	1962	3.	224.9	1976	3.	105.4	1976	3.	82.3	1974	3.	31	2008	3.	56	1994
4.	12.8	1964	4.	232.6	1967	4.	112.9	2006	4.	106.8	1990	4.	28	2019	4.	48	2016
5.	14.3	2017	5.	251.5	1968	5.	113.9	2017	5.	108.4	1973		28	2013		48	2013
	14.3	1988	6.	255.5	2006	6.	122.5	2009	6.	119.5	1976	6.	27	2016	6.	47	2011
7.	14.5	1968	7.	257.8	1979	7.	126.2	2018	7.	120.2	1979		27	1996	7.	46	2010
8.	15.7	2006	8.	267.5	1988	8.	127.6	1988	8.	121.4	1984	8.	26	1993	8.	42	2012
9.	16.8	1977	9.	273.8	2017	9.	128.3	2016	9.	122.3	1994	9.	25	2005		42	1984
10.	18.0	1973	10.	274.4	1977	10.	130.3	2020		122.3	1993		25	2003	10.	40	2017

CAREER PASS BREAKUPS

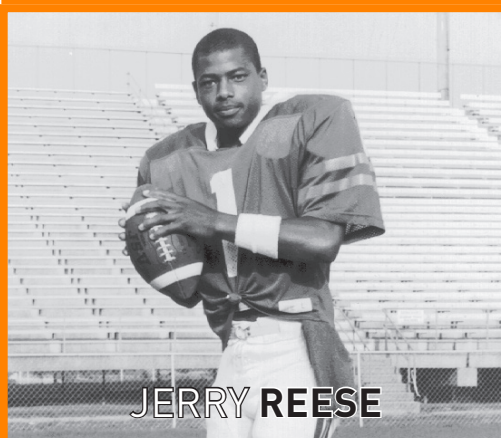
Rank	Player	No.	Year
1.	Chris Jones	30	1996-97
2.	Jerry Reese	23	1981-84
	James Brown	23	1992-95
4.	Trent Findley	21	2003-06
	Rayvon Sims	21	2003-06
6.	DaVonte Maura	20	2018-19
	Jordan Landry	20	2012-15
	Danny Blackwell	20	1990-91
9.	Joe Este	18	2016-17
10.	Cam Harris	17	2011-13
	CJ Estelle	17	2010-11
	Rayron Sims	17	2003-06
	Trent Findley	17	1999-02

SINGLE-SEASON PASS BREAKUPS

Rank	Player	No.	Year
1.	Don Jones	16	1969
2.	Chris Jones	15	1997
	Chris Jones	15	1996
4.	Trent Findley	14	2000
	James Brown	14	1994
6.	Kevin Barfield	13	2013
	Tom McKelvy	13	1969
	Wayne Jones	13	1969
9.	Camaren Harris	12	2013
	Preston Jones	12	1994
	Jerry Reese	12	1983
	Mike Beeler	12	1969



FRED THOMAS



JERRY REESE

CAREER INTERCEPTIONS

Rank	Player	No.	Year
1.	Mike Beeler	18	1968-71
2.	Don Jones	17	1968-71
3.	Dewayne Harper	13	1991-93
4.	Benny Thompson	12	1986-89
5.	Jerry Reese	11	1981-84
	Terry Giltner	11	1967-70
	Tommy Baker	11	1965-68
	Robbie Smith	11	1966-67
9.	Clay Blalack	10	1975-77
	Mark Carroll	10	1975-78

SINGLE-SEASON INTERCEPTIONS

Rank	Player	No.	Year
1.	Clay Blalack	8	1976
	Mike Beeler	8	1970
	Don Jones	8	1969
4.	Jerry Reese	7	1982
	Tommy Baker	7	1966
6.	Chad McMahan	5	2003
	Perez Boyd	5	2002
	Charles Wilson	5	1990
	Ernest Johnson	5	1986
	Benny Thompson	5	1986
	Mark Carroll	5	1976
	Don Jones	5	1971
	Kelly Coker	5	1970
	Terry Butcher	5	1968
	Mike Beeler	5	1968
	Robby Smith	5	1967



MEMBERS OF THE 2006 DEFENSIVE UNIT CELEBRATE AFTER A GAME CLINCHING DEFENSIVE STOP TO WIN THE OVC CHAMPIONSHIP

DEFENSIVE ANNUAL LEADERS

ANNUAL TACKLE LEADERS			
Year	Player	Solo	Asst. Total
2020	Deven Sims	29	31 60
2019	TJ Jefferson	32	62 94
2018	James Gilleylen	44	45 89
2017	James Gilleylen	32	56 88
2016	Kahlid Hagens	45	48 93
2015	Marquis Clemons	37	42 79
2014	Devontay Barnett	39	37 76
	Tony Bell	34	42 76
2013	Ben Johnson	40	62 102
2012	Ben Johnson	60	71 131
2011	Ben Johnson	46	51 97
2010	Josh Bey	36	55 91
2009	Josh Bey	62	45 107
2008	Josh Bey	46	42 88
2007	Josh Yarbrough	36	55 91
2006	Markeseo Jackson	60	28 88
2005	David Gilmore	65	26 91
2004	Markeseo Jackson	75	41 116
2003	Chad McMahan	55	28 83
2002	Perez Boyd	76	48 124
2001	Vincent Thomas	62	33 95
2000	Vincent Thomas	88	45 133
1999	Lavante Epton	62	56 118
1998	David Barnes	49	36 85
1997	Jon Swift	48	52 100
1996	Jon Swift	78	56 134
1995	Craig Reynolds	58	49 107
1994	Brian Spano	90	31 121
1993	Brian Spano	82	49 131
1992	Todd Shanks	37	65 102
1991	Dewayne Harper	51	47 98
1990	Todd Shanks	38	47 85
1989	Greg Holmes	48	60 108
1988	Emanuel McNeil	74	47 121
1987	Emanuel McNeil	54	76 130
1986	Paul Randolph	55	69 124
1985	Charles Cavaness	43	61 104
1984	Jerry Reese	44	55 99
1983	Greg Magee	49	61 110
1982	Gary Ihnen	46	52 98
1977	Danny Watkins	99	43 142
1976	Danny Watkins	93	48 141
1975	Danny Watkins	79	64 143
1974	Mike Peebles	91	61 152
1970	Terry Giltner	168	87 255
1969	Terry Giltner	113	33 146

ANNUAL INTERCEPTION LEADERS		
Year	Player	No. Yards
2020	John Ford	2 75
	Takeem Young	2 42
2019	D'Carrious Stephens	3 28
2018	Andrew Horton-Martindale	3 43
2017	Tae Martin	4 57
2016	Kahlid Hagens	4 81
2015	Walter Evans	2 27
	Jordan Landry	2 22
2014	Walter Evans	3 16
2013	Camaren Harris	4 53
2012	3 Tied	2 -
2011	Ben Johnson	2 13
2010	Kendall Harper	3 6
2009	Markei Guy	3 14
2008	Dontrell Miller	4 68
2007	Jessie Burton	2 37
2006	Kevin Rondo	3 2
2005	Rayvon Simms	4 42
2004	Jason Coleman	4 73
2003	Chad McMahan	5 24
2002	Perez Boyd	5 79
2001	Perez Boyd	3 76
2000	Trent Findley	4 46
1999	Three Tied	1 -
1998	Joe Daniels	2 83
1997	Corey Cobb	4 75
1996	Chris Jones	2 -8
1995	Preston Jones	4 10
	Fred Thomas	4 61
1994	James Brown	4 21
1993	James Brown	4 32
1992	Todd Shanks	3 11
1991	Dewayne Harper	3 0
	Charles Wilson	3 6
1990	Charles Wilson	5 74
1989	Roland Delaney	4 8
1988	Roland Delaney	5 28
	Greg Watkins	5 101
1987	Paul Randolph	4 27
	Greg Watkins	4 32
1986	Benny Thompson	5 39
	Ernest Jackson	5 23
1985	Several Tied	1 -
1984	Charles Cavaness	2 12
1983	Paul Williams	2 28
1982	Jerry Reese	2 53
1981	Barry Joyce	4 30
1980	Billy Wilkins	2 0
	Russ Greer	2 18
1979	Barry Dixon	2 5
	Mike Chinn	2 25
	Kevin Lamb	2 39
1978	Charlie Williams	3 85
1977	Jimmy Randolph	4 154
1976	Clay Blalack	8 269
1975	Gary Guthrie	4 4
1974	Brian Arquist	3 9
1973	Hunter Carter	4 0
	Randy Giltner	4 58
1972	Randy Giltner	4 -
1971	Don Jones	5 163
1970	Mike Beeler	8 59
1969	Don Jones	8 62
1968	Mike Beeler	5 -
	Terry Butcher	5 -
1967	Robbie Smith	5 -
1966	Tommy Baker	7 -

ANNUAL SACK LEADERS	
Year	Player Sacks-Yds
2020	Kameron Bowdry 2.0-10
2019	TJ Jefferson 4.5-28
	Austin Pickett 4.5-20
	Korbin Harmon 4.5-12
2018	Kevin Prather Jr. 4.0-26
2017	4 Tied 2.0-N/A
2016	Caleb Counce 5.0-30
2015	Damani Taylor 5.5-33
2014	Tony Bell 8.0-43
2013	Tony Bell 10.5-56
2012	Ben Johnson 4.0-21
	Tony Bell 4.0-31
	Montori Hughes 4.0-28
2011	DJ Roberts 3.5-25
2010	Tim Cox 5-35
2009	Josh Bey 6.5-47
2008	Ray Williams 5-32
2007	Ray Williams 3.5-25
2006	Tirrdell Byrd 4-24
2005	Joseph Threats 4.5-17
2004	Markeseo Jackson 3.5-41
2003	Andre Plummer 5.5-29
2002	Marc Calixte 3-16
2001	Nick Stamper 5-37
2000	Willie Campbell 4-23
1999	Brandon Lacy 3-36
1998	Davey Moseley 3-19
1997	Antonio Strabridge 5-32
1996	Charlie Gill 7-44
1995	Lashone Brown 6-31
1994	Brad Godwin 8.5-59
1993	Tim Wright 8-40
1992	Travis Coleman 4-31
1991	Phillip Robertson 5-27
1990	Todd White 3.5-16
1989	Todd White 5-38

FIELD GOAL RECORDS

TOP 10 LONGEST FIELD GOALS

Rank	Yds	Player vs. Opponent	Year
1.	53	Cody Sandlin at Eastern Kentucky	2011
	53	Mickey Hamilton vs. Tennessee State	1976
	53	Mickey Hamilton vs. Delta State	1976
	53	Randy Barnes vs. North Alabama	1972
5.	52	Jackson Redditt at Murray State	2014
	52	Jackson Redditt at Eastern Illinois	2014
	52	Ki Tok Chu vs. Troy	1986
	52	Ki Tok Chu vs. West Alabama	1986
	52	Gene Sides vs. Middle Tennessee	1968
	52	Lee Mayo vs. Southeast Missouri	1967

CAREER KICK SCORING

Rank	Player	Years	FG	PAT	Total
1.	Jackson Redditt	2012-15	36	125	233
2.	Ki Tok Chu	1986-89	44	89	221
3.	Cody Sandlin	2009-12	34	117	219
4.	Tom Hansen	2007-09	21	128	191
5.	Taylor Brown	2004-06	24	90	162
	Keith Kasnic	1982-85	37	51	162
7.	Ryan Courtright	2017-19	25	77	152
8.	Mickey Hamilton	1973-76	26	53	131
9.	Lee Mayo	1965-68	-	-	113
10.	Brent Harris	2001-03	22	44	110



JACKSON REDDITT



KI TOK CHU

TEAM RECORDS

MOST PTS BY KICKING

Game: 15, Taylor Brown vs. Gardner Webb, 2006
15, Tom Hanson vs. Concordia, 2008
Season: 97, Ki Tok Chu, 1988
Career: 221, Ki Tok Chu, 1986-89

MOST CONSECUTIVE FGs MADE

Season: 14, Keith Kosnic, 1982-83

SINGLE SEASON

Most PAT Att.: 57, 2008
Most PAT Made: 53, 2008
Best PAT Percentage: 97.8% (46-47), 2012
Most FG Att: 26, 1988
Most FG Made: 20, 1988
Best FG Percentage: 82.3% (14-17), 2011

MOST PATS MADE (GAME)

Rank	PAT's	Opponent	Year
1.	12	vs. Bacone College	2016
	12	vs. Concordia	2008
	12	vs. Bethel	1995
3.	10	vs. Murray State	2007
	10	vs. Lane College	1990
5.	9	Three tied	

MOST FGs MADE (GAME)

Rank	FG's	Opponent	Year
1.	4	vs. Gardner Webb	2006
	4	vs. Tennessee State	1976
3.	3	Eight times	

SEASON PAT MADE (MIN. 25)

Rank	Made (Att.)	Year
1.	53 (of 57)	2008
2.	46 (of 47)	2015
	46 (of 47)	2012
4.	43 (of 48)	2011
5.	37	4 Tied

HIGHEST PAT %

Rank	Pct.	Made-Att	Year
1.	97.8%	(46-47)	2015
	97.8%	(44-45)	2014
	97.8%	(46-47)	2012
4.	97.2%	(36-37)	2005
5.	97.0%	(37-38)	2009
	97.0%	(37-38)	2005
7.	96.6%	(29-30)	1990
8.	96.5%	(28-29)	2010
9.	96.1%	(25-26)	1994
10.	96.0%	(24-25)	1998

SEASON FG MADE

Rank	Made-Att	Year
1.	20 (of 26)	1988
2.	14 (of 17)	2011
3.	13 (of 15)	2018
4.	12 (of 17)	2015
	12 (of 15)	2014
6.	11 (of 14)	2010
	11 (of 15)	2007
	11 (of 16)	2002
	11 (of 19)	1985
	11 (of 14)	1982

HIGHEST FG %

Rank	Pct.	Made-Att.	Year
1.	86.6%	(13-15)	2018
2.	83.3%	(10-12)	2020
3.	82.3%	(14-17)	2011
4.	80.0%	(12-15)	2014
5.	78.5%	(11-14)	2010
	78.5%	(11-14)	1982
7.	76.9%	(20-26)	1988
	76.9%	(10-13)	2019
9.	73.0%	(11-15)	2007
10.	70.5%	(12-17)	2015

INDIVIDUAL RECORDS

SEASON KICK-SCORING

Rank	Pts.	Player	Year
1.	97	Ki Tok Chu	1988
2.	87	Cody Sandlin	2011
3.	82	Jackson Redditt	2014
4.	80	Jackson Redditt	2014
5.	76	Lee Mayo	1967
6.	75	Tom Hansen	2007
7.	74	Ryan Courtright	2018
8.	72	Tom Hansen	2008
9.	71	Cody Sandlin	2012
	71	Mickey Hamilton	1976

MOST PAT KICKS MADE

Game: 12, Tom Hanson vs. Concordia, 2008
12, Mitch Mersman vs. Bacone, 2016
Season: 53, Tom Hanson, 2008
Career: 128, Tom Hanson, 2007-09

MOST PAT KICKS ATTEMPTED

Game: 12, Tom Hanson vs. Concordia, 2008
12, Mitch Mersman vs. Bacone, 2016
Season: 57, Tom Hanson, 2008
Career: 136, Tom Hanson, 2007-09

BEST PAT KICK PERCENTAGE

Game: 1.00 (12-12), Tom Hanson vs. Concordia, 2008
Season: .979 (46-47), Jackson Redditt, 2015
.979 (44-45), Cody Sandlin, 2012
Career: .984 (125-127), Jackson Redditt, 2012-15

MOST FGs MADE

Game: 4, Taylor Brown vs. Gardner Webb, 2006
4, Mickey Hamilton vs. Tennessee St, 1976
Season: 20, Ki Tok Chu, 1988
Career: 44, Ki Tok Chu, 1986-89

MOST FGs ATTEMPTED

Game: 5, Mickey Hamilton vs. Tennessee St, 1976
5, Mitch Mersman at SEMO, 2017
Season: 26, Ki Tok Chu, 1988
Career: 73, Ki Tok Chu, 1986-89

BEST FG PERCENTAGE

Game: .800 (4-5), Mickey Hamilton vs. Tennessee St, 1976
Season: .769 (20-26), Ki Tok Chu, 1988
Career: .602 (44-73), Ki Tok Chu, 1986-89

PUNTING RECORDS

SINGLE-SEASON PUNTING LEADERS

Rank	Player	Year	Att.	Yds.	Avg.
1.	James Satterfield	2012	36	1,535	42.6
2.	James Satterfield	2013	58	2,446	42.2
3.	Adam Ivey	2008	41	1,693	41.3
4.	Jackson Redditt	2015	45	1,852	41.2
5.	Dresser Winn	2020	22	904	41.1
6.	Joe Hook	2010	52	2,150	40.5
7.	Joey Elmore	1986	56	2,249	40.2
	Jim Valdes	1974	64	2,573	40.2
9.	Jay Holmes	1999	73	2,930	40.1
10.	Brett Arkelian	2017	50	2,000	40.0
	Jim Valdes	1974	57	2,280	40.0

CAREER PUNTING AVG. LEADERS (MIN. 40 PUNTS)

Rank	Player	Year	Punt	Yards	Avg.	Long
1.	James Satterfield	2010-14	153	6,331	41.4	73
2.	Jade Stillings	1997-98	148	5,744	38.8	80
3.	Brett Arkelian	2016-17	90	3,486	38.7	61
4.	Joe Hook	2007-11	126	4,866	38.6	54
5.	Jay Holmes	1999-01	197	7,563	38.4	70
6.	Adam Ivey	2005-08	188	7,183	38.2	68
7.	Bubba Beasley	1990-93	217	8,268	38.1	72
	Joey Elmore	1986-89	257	9,784	38.1	60
	David Carter	1980-83	76	2,893	38.1	62
10.	Zane Cox	2017-19	116	4,287	37.0	57

CAREER PUNTING YARDS LEADERS (MIN. 40 PUNTS)

Rank	Player	Year	Punt	Yards	Avg.	Long
1.	Joey Elmore	1986-89	257	9,784	38.1	60
2.	Bubba Beasley	1990-93	217	8,268	38.1	72
3.	Jay Holmes	1999-01	197	7,563	38.4	70
4.	Adam Ivey	2005-08	188	7,183	38.2	68
5.	James Satterfield	2010-14	153	6,331	41.4	73
6.	Jade Stillings	1997-98	148	5,744	38.8	80
7.	Joe Hook	2007-11	126	4,866	38.6	54
8.	Zane Cox	2017-19	116	4,287	37.0	57
9.	Pete Lutz	1982-83	99	3,741	37.8	65
10.	Brett Arkelian	2016-17	90	3,486	38.7	61

LONGEST PUNTS

Rank	Yds.	Player vs. Opponent	Year
1.	80	Jade Stillings vs. Tennessee Tech	1997
2.	73	James Satterfield at Tennessee Tech	2012
3.	72	Jade Stillings at Eastern Kentucky	1997
	72	Bubba Beasley vs. Tennessee State	1993
5.	70	James Satterfield vs. Eastern Kentucky	2012
	70	Jay Holmes vs. Southeast Missouri	1999
7.	69	Joey Elmore vs. Troy	1989
	69	Gene Sides vs. West Chester State	1967
9.	68	Adam Ivey	2005
10.	67	Jade Stillings at Samford	1998
	67	Jade Stillings at Missouri State	1997

INDIVIDUAL RECORDS

MOST PUNTS

Game: 14, David Brown vs. Nicholls, 1975
Season: 90, Jade Stillings, 1997
Career: 257, Joey Elmore, 1986-89

MOST YARDS ON PUNTS

Game: 502 - Jay Holmes at Missouri State (1999)
Season: 3,481, Jade Stillings, 1997
Career: 9,784, Joey Elmore, 1986-89

HIGHEST PUNTING AVG.

Game: 50.0, Gary Davis vs. Delta State, 1977
Season: 42.6, James Satterfield, 2012
Career: 41.4, James Satterfield, 2012-14


TEAM RECORDS

SINGLE GAME

Most Punts: 14 vs. Nicholls, 1975
Most Yards: 491 at South Florida, 2008
Best Avg.: 50.2 yds. (10 punts) at Missouri State, 1999

SINGLE SEASON

Most Punts: 93, 1997
Most Yards: 3,539, 1997
Best Avg.: 41.6 (48 punts), 2012



PUNT RETURN RECORDS

MOST PUNT RETURNS


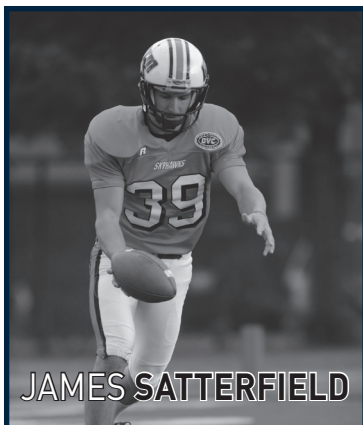
Game: 7, Jerry Reese vs. Fort Valley State, 1982
Season: 7, Jessie Burton at Murray State, 2006
Career: 48, Dewayne Harper, 1994
Career: 93, Dewayne Harper, 1991-94

MOST RETURN YARDAGE

Game: 183, Dewayne Harper vs. Charleston Southern, 1994
Season: 564, Dewayne Harper, 1994
Career: 955, Dewayne Harper, 1991-94

HIGHEST AVERAGE PER RETURN

Game: 34.2, CJ Estelle vs. Union College, 2011
Season: 18.0, Terry Williams, 2019 (No. 2 NCAA in FCS)



KICK RETURN RECORDS

ANNUAL KICK RETURN LEADERS

Year	Player	No.	Yds.	TD
2020	Logan/L. Young/Butler	2	-	0
2019	Terry Williams	17	390	0
2018	Peyton Logan	10	282	1
2017	Peyton Logan	11	593	1
2016	Tae Martin	30	627	1
2015	Jordan Landry	18	360	0
2014	Ladevin Fair	8	190	0
2013	Corey Jordan	13	323	0
2012	Kevin Barfield	29	711	1
2011	Kevin Barfield	15	329	1
2010	AJ Williams	27	688	1
2009	Tevin Barksdale	18	415	0
2008	Roren Thomas	26	621	1
2007	Jessie Burton	36	825	1
2006	Jessie Burton	20	524	2
2005	Jason Coleman	28	567	0
2004	Jason Coleman	26	459	0
2003	Jason Coleman	26	728	1
2002	Trent Findley	18	236	0
2001	Kidane McBride	23	423	0
2000	Roland Ogletree	35	667	0
1999	Deundre Greer	23	493	0
1998	Joe Daniels	31	660	0
1997	Darriel Ruffin	21	447	1
1996	Lenny Harris	14	228	0
1995	James Brown	14	318	0
1994	James Brown	19	463	1
1993	James Brown	15	308	1
1992	Scott Stidham	13	245	0
1991	Todd Pope	18	370	0
1990	Darron Turner	26	510	0
1989	Darron Turner	22	375	0
1988	William Mackall	28	621	1
1987	William Mackall	28	717	1
1986	Henry Allen	39	759	0
1985	Cedric Hosea	21	389	0
1984	Mark Guy	16	243	0
1983	Tony Champion	8	224	1
1982	Billy Wilkins	28	512	0
1981	Steve Mathis	17	285	0
1980	Mike Ray	15	265	0
1979	Mike Ray	10	228	0

LONGEST KICK RETURNS


Rank	Yds.	Player vs. Opponent	Year
1.	100	Jessie Burton at Southeast Missouri	2006
	100	Darriel Ruffin vs. Murray State	1997
	100	Tony Champion vs. (N/A)	1983
4.	99	Kevin Barfield vs. Tennessee Tech	2011
	99	Wilbur Edmiston vs. Murray State	1961
6.	97	Rayvon Sims at Tennessee Tech	2004
7.	96	William Mackall vs. Southeast Missouri	1987
	96	Tom Baker vs. Middle Tennessee	1968
8.	95	Peyton Logan at Eastern Kentucky	2017
9.	93	Kevin Barfield vs. Eastern Illinois	2012
10.	91	AJ Williams at Southeast Missouri	2010

TOP 10 KICK RETURN YARDAGE

Rank	Yards	Player	Year
1.	825	Jessie Burton	2007
2.	759	Henry Allen	1986
3.	728	Jason Coleman	2003
4.	717	William Mackall	1987
5.	711	Kevin Barfield	2012
6.	688	AJ Williams	2010
7.	667	Roland Ogletree	2000
8.	660	Joe Daniels	1998
9.	627	Tae Martin	2016
10.	621	Roren Thomas	2008
	621	William Mackall	1988

MOST KICK RETURNS

Game:	9, Jessie Burton vs. Missouri State, 2007
	9, Darron Turner vs. Middle Tennessee, 1990
	9, Darron Turner vs. Jacksonville State, 1989
Season:	39, Henry Allen, 1986
Career:	89, Jason Coleman, 2002-05



JESSIE BURTON

MOST YARDS ON KICK RETURN

Game:	248, Darron Turner vs. Middle Tennessee, 1990
Season:	825, Jessie Burton, 2007
Career:	1,842, Jason Coleman, 2002-05

MOST RETURNS


Game:	10, vs. Jacksonville State, 1989
	10, vs. Middle Tennessee, 1990
	10, vs. Tennessee State, 1999
	10, vs. Murray State, 1999
	10, Samford, 2003
	10, Missouri State, 2007
Season:	58, 2007

MOST YARDS


Game:	256 vs. Samford, 2003
Season:	1,147, 2008

BEST AVG. PER RETURN


Game:	32.0, at Southeast Missouri St., 2010
Season:	22.3, 1994




TERRY GILTNER



BOBBY FOWLER




JULIAN NUNAMAKER



NATE HOLMES



WILLIAM MACKALL



LEON REED



JESSIE BURTON



RAY WILLIAMS



QUENTIN SIMS



MONTORI HUGHES



JEREMY BUTLER



TERRY WILLIAMS



TONY BELL

UT MARTIN ALL-AMERICANS

HUGH LASHLEE, 1957

BUDDY LONG, 1958

BOBBY FOWLER, 1959

HARRIS PRITCHETT, 1960

RALPH RUTLAND, 1960 & 1961

DARRELL SMITH, 1962

JIM LOVE, 1962

JULIAN NUNAMAKER, 1968

TERRY GILTNER, 1970

NATE HOLMES, 1971

RANDY WEST, 1974

RANDY LATTA, 1975

DANNY WATKINS, 1976

EMANUEL McNEIL, 1988

WILLIAM MACKALL, 1988

LEON REED, 1988

OSCAR BUNCH, 1991

CHAD McMAHAN, 2005

DON CHAPMAN, 2006

ALEX ATKINS, 2006

JESSIE BURTON, 2006

JOSH YARBROUGH, 2007

DONTRELL MILLER, 2008

RAY WILLIAMS, 2008

JOE GIBBS, 2009

JOSH BEY, 2009

CJ ESTELLE, 2011

MONTORI HUGHES, 2012

QUENTIN SIMS, 2012

JEREMY BUTLER, 2013

BEN JOHNSON, 2013

TONY BELL, 2013 & 2014

TERRY WILLIAMS, 2019

RODNEY WILLIAMS II, 2020



EMANUEL McNEIL




DON CHAPMAN



CJ ESTELLE

UT MARTIN

ALL-CONFERENCE PLAYERS OF THE YEAR



DANNY WATKINS

*Gulf South Conference
Defensive Player of the Year, 1976*



ALVIN SMALLS

*Gulf South Conference
Offensive Player of the Year, 1977*



LEON REED

*Gulf South Conference
Offensive Player of the Year, 1988*



EMANUEL McNEIL

*Gulf South Conference
Defensive Player of the Year, 1988*



DON CHAPMAN

*Ohio Valley Conference
Offensive Player of the Year, 2006*

ALL-CONFERENCE HONORS

GSC OFFENSIVE PLAYER OF THE YEAR

1977 ALVIN SMALLS (QB)
1988 LEON REED (QB)

GSC DEFENSIVE PLAYER OF THE YEAR

1976 DANNY WATKINS (LB)
1988 EMANUEL MCNEIL (DT)

OVC OFFENSIVE PLAYER OF THE YEAR

2006 DON CHAPMAN (RB)

OVC FRESHMAN OF THE YEAR

2004 DON CHAPMAN (RB)
2019 JOHN BACHUS III

ALL-VSAC (MEMBER 1960)

1960 DARREL SMITH, FB
WILBUR EDMISTON, HB
1961 JIM LOVE, END
WILBUR EDMISTON, HB
RALPH RUTLAND, TACKLE
1962 BUTCH DEAN, GUARD
JIM LOVE, END
VERNON PRATHER, QB
DARREL SMITH, FB

ALL-MID SOUTH (MEMBER 1970)

1969 TERRY GILTNER, LB
1970 MIKE O'BRIEN, OT
MIKE BEELER, DB
RANDY BARNES, PK
MIKE CRANGLE, DE
RON SCHOMAKER, FB

ALL-GULF SOUTH FIRST TEAM (MEMBER 1971-90)

1971 NATE HOLMES, RB
TERRY PEPPERS, C
DANA WITTEN, E
MIKE BEELER, DB
1972 RANDY BARNES, PK
JAY JOHNSON, DE
EDDIE COX, OG
1973 JOHNNY WRIGHT, OT
1974 DAVID WILLIAMS, DB
1975 DANNY WATKINS, LB (OPOY)
1976 LARRY WASHINGTON, RB
JON GENTRY, C
MICKEY HAMILTON, PK
DAVID WILLIAMS, DB
CLAY BLALACK, DB
1977 ALVIN SMALLS, QB (OPOY)
DAVID WILLIAMS, DB
1979 MATT KLAREN, DE
TERRY MEARDITH, DT
1980 GARY HAWKINSON, C
KENNY WILLIAMS, TE
DWAYNE MCKINNEY, WR
TERRY MEARDITH, DT
1981 KENNY WILLIAMS, DE
DWAYNE MCKINNEY, WR
MATT KLAREN, DE
TERRY MEARDITH, DT
1983 KEITH KASNIC, PK
GREG MAGEE, LB
1987 WILLIAM MACKALL, WR
EMANUEL MCNEIL, DT
PAUL RANDOLPH, LB
1988 LEON REED, QB (OPOY)
EMANUEL MCNEIL, DT (OPOY)
GRADY ANDREWS, OG
WILLIAM MACKALL, WR/RS
1990 ROBERT THOMAS, WR


ALL-GULF SOUTH

SECOND TEAM

1975 GARY GUTHRIE, DB
DANNY WATKINS, LB
DANNY ROGERS, DT
1976 ALVIN SMALLS, QB
DANA PECOR, OG
1977 LARRY NEWCOMB, OT
DANNY WATKINS, LB
JACK CHANEY, DE
RONALD GEORGE, WR
HENRY WILLIAMS, RB
JACK CHANEY, DE
HENRY AARON, TE
1978 CHARLIE WALKER, DB
PERRY MURPHY, DE
1979 GLEN WILSON, DT
MATT KLAREN, DE
1980 RANDY WARREN, OG
1981 DAVID VALLETO, DB
1982 TONY CHAMPION, WR
KEITH KASNIC, PK
JERRY REESE, DB
GARY IHNNEN, LB
MATT KLAREN, DE
DAVID CARTER, P
JERRY REESE, DB
1983 KEITH KASNIC, PK
1984 TONY BURTON, OT
1985 KI TOK CHU, PK
1986 WILLIAM MACKALL, WR
ORLANDO MILES, LB
PAUL RANDOLPH, LB
GRADY ANDREWS, OL
LEON JOHNSON, DB
LEON REED, QB
1987 JOHN BURCH, RB
1988 JAMES MONDS, LB
GREG WATKINS, DB
1989 BENNY THOMPSON, DB
1990 CHARLES WILSON, DB

ALL-OHIO VALLEY FIRST TEAM (MEMBER SINCE 1992)

1993 DEWAYNE HARPER, DB
CHARLES MALONE, WR
1994 DEWAYNE HARPER, DB
BRIAN SPANO, LB
1995 FRED THOMAS, DB
BRAD GODWIN, DL
2001 LEE LAWRENCE, OG
NICK STAMPER, DL
2002 PEREZ BOYD, DB
2003 DON CHAPMAN, RB
2004 ANDRE PLUMMER, DE
2005 DON CHAPMAN, RB (OPOY)
ALEX ATKINS, OG
JESSIE BURTON, RS
ADAM HANSEN, OT
BILLY KRAUSE, C
2006 JOSH YARBROUGH, LB
CADE THOMPSON, QB
MIKE HICKS, WR



DANNY WATKINS



DEWAYNE HARPER




FRED THOMAS




JOSH BEY



DJ ROBERTS



JOHN BURCH



CHARLES MALONE



JOE GIBBS



DEREK CARR



CHARLES SWEETON

ALL-CONFERENCE HONORS

COACHING STAFF

MEET THE SKYHAWKS


SEASON PREVIEW

YEAR IN REVIEW

RECORD BOOK

THIS IS UT MARTIN

114



ALEX ATKINS



DJ MCNEIL



KAHLID HAGENS



JAMES GILLEYLEN



COLTON DOWELL

2009

2010

2011

2012

2013

2014

2016

2017

2019

2020

KEVIN BANNON, OL
RAY WILLIAMS, DL
DONTRELL MILLER, DB
JOE GIBBS, OL
JOSH BEY, LB
JOSH BEY, LB
KENNY JONES, TE
MICHAEL MANCINI, OL
CODY SANDLIN, K
QUENTIN SIMS, WR
MONTORI HUGHES, DL
BEN JOHNSON, LB
DJ ROBERTS, DL
BEN JOHNSON, LB
TONY BELL, LB
CHARLES SWEETON, OL
TONY BELL, LB
ROBERT BURLEIGH, OG
KAHLID HAGENS, S
KAHLID HAGENS, S
ARIES DAVIS, OL
AUSTIN PICKETT, DL
TJ JEFFERSON, LB
JAQUEZ AKINS, S
TERRY WILLIAMS, RS
COLTON DOWELL, WR
JAY WOODS, DB
DEVEN SIMS, S

ALL-OHIO VALLEY SECOND TEAM

1992

JOE KEATING, DE

1993

1994

1996

1997

1999

2000

2001

2004

2005

2006

2007

2008

2009

2010

2011

2012

SCOTT STIDHAM, WR
J.B. NORMENT, OT
TAB VOWELL, DB
ROB SENATORE, DT
BRAD GODWIN, DL
J.B. NORMENT, OT
ANTONIO STROBRIDGE, DE
ANTONIO STROBRIDGE, DE
DARRIEL RUFFIN, RB
LAVANTE EPSON, LB
NICK STAMPER, DL
VINCENT THOMAS, DB
DON CHAPMAN, RB
TAUREAN STEPHENS, WR
ANDRE PLUMMER, DL
RUSSELL GAMBRELL, DB
BRADY WAHLBERG, QB
TAUREAN STEPHENS, WR
ALEX ATKINS, OG
DAVID GILMORE, LB
MARKESEO JACKSON, LB
KEVIN RONDO, DB
TAYLOR BROWN, K
NATE WILSON, DL
JOEL KILPATRICK, DL
DON CHAPMAN, RB
KEVIN BANNON, OL
ADAM HANSEN, OL
RAY WILLIAMS, DL
BRANDYN YOUNG, RB
JOE GIBBS, OL
JOSH BEY, LB
ADAM IVEY, P
BRANDYN YOUNG, RB
JEREMY BUCHANAN, OT
TIM COX, DL
KENDAL HARPER, DB
QUENTIN SIMS, WR
DEREK CARR, QB
JASON MCNAIR, RS

2013

2014

2015

2016

2017

2018

2019

2020

DJ ROBERTS, DL
THAD WILLIAMS, DB
JAMES SATTERFIELD, P
DJ MCNEIL, RB
JEREMY BUTLER, WR
CHARLES SWEETON, OL
J'VONTEZ BLACKMON, DB
ABOU TOURE, RB
JAROD NEAL, QB
ROD WRIGHT, WR
JACKSON ROBERTS, OT
DAMANI TAYLOR, DE
MARQUIS CLEMONS, DB
JACKSON REDDITT, K/P
BEN AXLINE, WR/TE
KENNETH CRENSHAW, C
KEITH JONES, DL
DAMANI TAYLOR, DL
TAE MARTIN, S
LADARIUS GALLOWAY, RB
JAY MURPHY, DL
JAMES GILLEYLEN, LB
TAE MARTIN, S
PEYTON LOGAN, RB/KR
JULIAN CRUTCHFIELD, DL
JAMES GILLEYLEN, LB
PEYTON LOGAN, RB
COLTON DOWELL, TE
DAVONTE MAURA, DB
DONNELL WILLIAMS, WR
RODNEY WILLIAMS II, TE
MATTHAN HATCHIE, OL
JAQUEZ AKINS, NICKLE
TYLER LARCO, K

OHIO VALLEY HONORABLE MENTION

2003

JASON COLEMAN, DB
ANDRE PLUMMER, DE

OHIO VALLEY ALL-NEWCOMER TEAM (SINCE 2005)

2006

2007

2008

2009

2011

2012

2013

2014

2015


2016

2017


2018

2019

DONTRELL MILLER, DB
EJ DANIEL, WR
CADE THOMPSON, QB
MIKE HICKS, WR
JASON MCNAIR, RB/RS
QUENTIN SIMS, WR
BEN JOHNSON, LB
JEREMY BUTLER, WR
DYLAN FAVRE, QB
NICK DANCE, LB
DAMANI TAYLOR, DE
LONDELL LEE, WR/PR
PEYTON LOGAN, RB/KR
TERRY WILLIAMS, WR/RS
JOHN BACHUS III, QB



KEVIN BANNON



RAY WILLIAMS



MONTORI HUGHES



TAE MARTIN



JAQUEZ AKINS

OVC PLAYERS OF THE WEEK

1993

DEFENSIVE

NOV. 21 BRIAN SPANO

SPECIALIST

SEPT. 12 JOEY O'DONNELL
OCT. 24 BUBBA BEASLEY

NEWCOMER

OCT. 10 JASON GRIFFIN

1994

OFFENSIVE

SEPT. 4 CHARLES GAMBLE

SPECIALIST

NOV. 6 DEWAYNE HARPER

NEWCOMER

OCT. 16 TODD MATHER

1995

OFFENSIVE

OCT. 1 JEFF McCRONE

DEFENSIVE

OCT. 15 FRED THOMAS

SPECIALIST

SEPT. 24 FRED THOMAS

NEWCOMER

OCT. 15 JEFF McCRONE

1996

NEWCOMER

OCT. 20 SHANE COWAN
NOV. 3 ADAM JOYNER

1997

DEFENSIVE

NOV. 16 COREY COBB

SPECIALIST

OCT. 5 DARRIEL RUFFIN
OCT. 26 TERRANCE SMITH

NEWCOMER

SEPT. 21 DARRIEL RUFFIN
OCT. 12 DARRIEL RUFFIN
OCT. 26 TYRONE BUTTERFIELD

2002

DEFENSIVE

NOV. 9 PEREZ BOYD

SPECIALIST

SEPT. 7 BRENT HARRIS

2003

OFFENSIVE

OCT. 4 BRADY WAHLBERG

2004

OFFENSIVE

OCT. 30 DON CHAPMAN

SPECIALIST

OCT. 2 RAYVON SIMS

NEWCOMER

SEPT. 4 DON CHAPMAN
SEPT. 18 DON CHAPMAN
OCT. 30 DON CHAPMAN

2005

OFFENSIVE

SEPT. 4 BRADY WAHLBERG
SEPT. 18 BRADY WAHLBERG
NOV. 20 DON CHAPMAN

DEFENSIVE

SEPT. 25 JASON COLEMAN
OCT. 9 DAVID GILMORE

SPECIALIST

OCT. 9 TAYLOR BROWN

NEWCOMER

OCT. 9 DANTE HARROLD

2006

OFFENSIVE

NOV. 5 DON CHAPMAN
NOV. 12 DON CHAPMAN

DEFENSIVE

OCT. 22 MARKESEO JACKSON
OCT. 29 KEVIN RONDO

SPECIALIST

NOV. 5 JESSIE BURTON

NEWCOMER

SEPT. 17 MARCUS DAWSON
SEPT. 24 E.J. DANIEL

2007

OFFENSIVE

NOV. 11 DON CHAPMAN

DEFENSIVE

SEPT. 2 DONTRELL MILLER
NOV. 18 CRAIG WORTHEN

NEWCOMER

OCT. 28 CADE THOMPSON
NOV. 11 CADE THOMPSON

2008

OFFENSIVE

OCT. 12 BRANDYN YOUNG

DEFENSIVE

SEPT. 28 DONTRELL MILLER

SPECIALIST

SEPT. 7 JAMAAL AKBAR

NEWCOMER

SEPT. 14 DARYL BOURNE
SEPT. 21 MIKE HICKS

2009

OFFENSIVE

NOV. 8 BRANDYN YOUNG

NEWCOMER

SEPT. 6 JASON McNAIR
SEPT. 27 JAMAL YOUNG
OCT. 25 JASON McNAIR

2010

DEFENSIVE

SEPT. 19 DARRIN NALLS

SPECIALIST

OCT. 31 JOE HOOK

NEWCOMER

SEPT. 19 CJ ESTELLE

2011

OFFENSIVE

OCT. 9 DEREK CARR

DEFENSIVE

OCT. 9 BEN JOHNSON
OCT. 23 MONTORI HUGHES

2012

OFFENSIVE

OCT. 14 DEREK CARR
NOV. 4 DEREK CARR
NOV. 18 QUENTIN SIMS

DEFENSIVE

OCT. 14 THAD WILLIAMS
OCT. 21 DJ ROBERTS

SPECIALIST

SEPT. 2 CODY SANDLIN
OCT. 7 KEVIN BARFIELD

NEWCOMER

OCT. 14 JEREMY BUTLER
NOV. 11 JEREMY BUTLER

2013

DEFENSIVE

SEPT. 15 J'VONTEZ BLACKMON
NOV. 3 TONY BELL
NOV. 17 BEN JOHNSON

SPECIALIST

NOV. 17 JACKSON REDDITT

NEWCOMER

SEPT. 15 DYLAN FAVRE

2014

OFFENSIVE

NOV. 2 ABOU TOURE

DEFENSIVE

NOV. 23 WALTER EVANS

SPECIALIST

NOV. 23 JACKSON REDDITT

2015

OFFENSIVE

SEPT. 27 JAROD NEAL
OCT. 25 JAROD NEAL

SPECIALIST

SEPT. 13 JACKSON REDDITT

2016

DEFENSIVE

SEPT. 4 KAHLID HAGENS
OCT. 30 JAMES GILLEYLEN
NOV. 6 KAHLID HAGENS
NOV. 13 KAHLID HAGENS

SPECIALIST

SEPT. 11 LONDELL LEE
OCT. 16 MITCH MERSMAN

2017

OFFENSIVE

SEPT. 10 LADARIUS GALLOWAY
SEPT. 17 TROY COOK
SEPT. 24 LADARIUS GALLOWAY

DEFENSIVE

SEPT. 17 ANTHONY BROWN

SPECIALIST

OCT. 22 PEYTON LOGAN

NEWCOMER

SEPT. 10 LADARIUS GALLOWAY
SEPT. 24 LADARIUS GALLOWAY
NOV. 5 DRESSER WINN
NOV. 19 DRESSER WINN

2018

OFFENSIVE

SEPT. 9 DRESSER WINN

DEFENSIVE

SEPT. 23 GARRETT WALL

2019

OFFENSIVE

OCT. 13 JOHN BACHUS III
NOV. 3 JOHN BACHUS III

DEFENSIVE

SEPT. 1 WAYNA MOTON
OCT. 6 TJ JEFFERSON
NOV. 3 CECIL CHERRY

SPECIALIST

SEPT. 1 TERRY WILLIAMS
OCT. 13 RYAN COURTRIGHT
NOV. 3 TERRY WILLIAMS

NEWCOMER

SEPT. 29 JOHN BACHUS III
OCT. 13 JOHN BACHUS III
NOV. 3 JOHN BACHUS III
NOV. 17 JOHN BACHUS III

2020

DEFENSIVE

APR. 13 TAKEEM YOUNG

SPECIALIST

MARCH 2 DRESSER WINN
MARCH 23 TYLER LARCO
APR. 13 TYLER LARCO

1967 NATIONAL



TANGERINE BOWL

Atlantic Coast College Division Championship
December 16, 1967
UT Martin 25, West Chester State 8





ORLANDO, Fla. – Making its first-ever bowl game appearance in school history, UT Martin easily rolled past West Chester State (Pa.) 25-8 in the 1967 Tangerine Bowl, the Atlantic Coast College Division Championship.

A strong defensive effort led by 6-6 defensive end **Gordon Lambert** produced two safeties and limited the Rams to just 17 yards rushing. West Chester, billed as the top small college team in the East, was the winner of the Lambert Cup. West Chester had averaged 40 points a game in the regular season.

Errol Hook, a 155-pound quarterback, made his first start of the season. He set up the first TD and ran four yards for the finale. He was the game's leading rusher with 73 yards.

Played mostly in the rain, UT Martin had 314 yards total offense. UT Martin led 18-8 at the half. The only West Chester score came from a long punt return.

Gene Sides booted a school-record 69-yard punt in the contest.



Above: Errol Hook (13) rushed for 73 yards in the 1967 Tangerine Bowl.



Left: Allen Cox (10) had no trouble running through the West Chester State defense.

CHAMPIONS

COACHING STAFF

MEET THE SKYHAWKS

SEASON PREVIEW

YEAR IN REVIEW

RECORD BOOK

THIS IS UT MARTIN

West Chester State	0	8	0	0	8
UT Martin	9	9	0	7	25

UTM - Jim Wiggins 2-yard run (PAT)

UTM - Gordon Lambert safety

WCS - Dunkleberger 74-yard punt return

UTM - Gary Capers 20-yard pass from Allan Cox (PAT)

UTM - Lambert safety

UTM - Errol Hook 4-yard run (PAT)

Attendance: 5,500

	WCS	UTM
First Downs	14	20
Yards Rushing	17	145
Yards Passing	169	169
Passes	18-35-2	12-32-1
Return Yardage	300	87
Punts	7-35	7-42
Yards Penalized	96	88

1988 GULF SOUTH

CHAMPIONS

COACHING STAFF

MEET THE SKYHAWKS


SEASON PREVIEW

YEAR IN REVIEW

RECORD BOOK

THIS IS UT MARTIN

117



NCAA DIVISION II PLAYOFFS

November 14, 1988
UT-Martin 23, Butler 6

MARTIN - UT Martin was successful in its first-ever NCAA Division II Playoff appearance, defeating visiting Butler University of Indianapolis, Ind., in a rain-soaked contest.

A crowd of almost 5,000 braved the inclement weather to cheer the Pacers in the historic contest. A steady rain fell throughout the game on the Pacer Stadium turf, which had been soaked by more than five inches of rain.

The Pacer defense limited the nation's Division II leading rusher and scorer Steve Roberts to 70 yards on 25 attempts. The front four, led by **Emanuel McNeil**, **Jerome Rinehart** and **Sam Dudley**, kept constant pressure on the Bulldogs.

The Pacers' run 'n' shoot offense was slowed by the weather. After a scoreless first quarter, UTM posted a strong second frame. **Leon Reed** fired a 34-yard strike to **Andre Langley** and

Ki Tok Chu added field goals of 44 and 49 yards. UTM kept control in the second half. The only Butler points came following a fumble by reserve quarterback **Mitch Lowery** at his own 23.

BUTLER	0	0	0	6	6
UT Martin	0	13	3	7	23

UTM - Andre Langley 34-yard pass from Leon Reed (PAT)

UTM - FG Chu 44-yards

UTM - FG Chu 49-yards

UTM - FG Chu 31-yards

UTM - Scottie Mitchell 6-yard run (PAT)

BU - John Barron 23-yard pass from Ron Kiolbassa (kick blocked)

Attendance: 5,000

	BU	UTM
First Downs	9	16
Yards Rushing	31-35	34-49
Yards Passing	154	240
Passes	12-23-4	23-44-0
PUNTS	10-34	9-37
FUMBLES	4-2	3-2
Yards Penalized	5/45	10/75

NCAA DIVISION II PLAYOFFS

November 26, 1988
Texas A&M - Kingsville 34, UT Martin 0

KINGSVILLE, Texas -- Host Texas A&M - Kingsville put on a flawless exhibition in ending the Pacers' hopes in a quarterfinal playoff game.

The Pacers were guilty of five turnovers while the Javelinas played error-free football, much to the delight of the partisan and sun-baked crowd. The temperature at kickoff was 95 degrees.

Tailback Johnny Bailey would win a total of three Division II Player of the Year Awards, but it was hard-running fullback Heath Sherman who did the damage. Sherman ran for four TD's.

UT MARTIN	0	0	0	0	0
TEXAS A&M - KINGSVILLE	14	7	0	13	34

A&I - Heath Sherman 2-yard run (Jason Curlee kick)

A&I - Sherman 26-yard run (Curlee kick)


A&I - Sherman 13-yard run (Curlee kick)

A&I - Johnny Bailey 8-yard run (Curlee kick)

A&I - Sherman 12-yard run (run failed)


Attendance: 12,000

	A&I	UTM
First Downs	19	12
Yards Rushing	59-278	33-129
Yards Passing	108	132
Passes	8-17-0	13-33-2
PUNTS	9-42	9-39
FUMBLES	2-0	6-3
Yards Penalized	9/66	4/25



Top: Poster from UT Martin vs. Butler First Round match-up.

Bottom: Andre Langley catches and runs for a 34-yard touchdown against Butler.



Nine FROM '88 LAND IN THE PROS



In 1988, UT Martin had four players enter into the ranks of the National Football League draft, believed to be a first for any program below the NCAA Division I level to have that many players selected into a single draft. In addition, three players signed contracts to play in the Canadian Football League, and two others signed NFL free agent contracts.

As an NCAA Division II school, the former Pacers were allotted a total of 40 scholarships. UT Martin posted an 11-2 overall record and was tri-champions of the Gulf South Conference along with advancing to the Division II quarterfinals in 1988.

The Pacer draftees included running back John Burch with the Phoenix Cardinals in the eighth round, wide receiver William Mackall with the Indianapolis Colts in the ninth, defensive tackle Emanuel McNeil to the New England Patriots in the 10th, and defensive end Jerome Rinehart to the New York Giants as a linebacker in the 11th.

The two players to sign free agent contracts were defensive end Sam Dudley and wide receiver Andre Langley. Dudley inked with the Seattle Seahawks. Langley had a year of eligibility remaining, but as a fifth-year senior opted to enter the pro ranks, signing with the Cardinals.

The CFL-bound players included quarterback Leon Reed and receivers Mark Guy and Ernest Jackson. Reed and Jackson signed with the Winnipeg Blue Bombers and Guy with the Saskatchewan Rough Riders.

Pacer Seniors of '88—A Unique Group. . .

UTM Football Reaps Benefit From Unprecedented Draft, Signees

Enthusiasm remained high into the summer months since the spring day that set a precedent for The University of Tennessee at Martin's football program as a representative of a college division collegiate program.

The Pacers had four players enter into the ranks of the National Football League draft, believed to be a first for any program below the NCAA Division I level to have that many players selected into a single draft. In addition, three players have signed contracts to play in the Canadian Football League, and two others have since signed NFL free agent contracts.

"This is great for our program and is a great boost to us to have this many players from a Division II school to have a chance to play professional football," said UTM coach Don McLeary. "We are very excited for the young men and the positive effects that it has for everyone connected with our program."

As an NCAA Division II school, the Pacers are allotted a total of 40 scholarships. UT Martin posted an 11-2 overall record and was tri-champions of the Gulf South Conference along with advancing to the Division II quarterfinals in 1988.

"To have that large a percentage of our senior class and total amount of our scholarship players either be drafted or signed is truly amazing," said McLeary. "This is great exposure and proves that a deserving player can have the opportunity to play professional football if he attends our school."

The Pacer draftees began working early with their respective clubs. Running back John Burch went to the Phoenix Cardinals in the eighth round, wide receiver William Mackall to the Indianapolis Colts in the ninth, defensive tackle Emanuel McNeil to the New England Patriots in the 10th, and defensive end Jerome Rinehart to the New York Giants as a linebacker in the 11th.

The two players to have since signed free agent contracts are defensive end Sam Dudley and wide receiver Andre Langley. Dudley inked with Seattle Seahawks. Langley had a year of eligibility remaining, but as a fifth year senior opted to enter the pro ranks, signing with the Cardinals.

The CFL-bound players include quarterback Leon Reed and receivers Mark Guy and Ernest Jackson. Reed and Jackson signed with the Winnipeg Blue Bombers and Guy with the Saskatchewan Rough Riders.

The banner group of players join three other former Pacers in the professional ranks who are playing in the CFL. Romel Andrews is a standout defensive tackle with the Blue Bombers. Tony Champion has been an all-CFL receiver with Hamilton Tiger-Cats, and linebacker Paul Randolph will begin his first active season with the Blue Bombers.

UT Martin and quarterfinal opponent Texas A & I were the only two schools below the Division I level to have more than one player drafted. The Javelinas had two players selected from its junior-filled team.



John Burch



William Mackall



Emanuel McNeil



Jerome Rinehart



Sam Dudley



Andre Langley



Leon Reed



Mark Guy




Ernest Jackson



Jonathan Burch



Emanuel McNeil




William Mackall



Jerome Rinehart

2006 OHIO VALLEY

CHAMPIONS



COACHING STAFF

MEET THE SKYHAWKS

SEASON PREVIEW

YEAR IN REVIEW

RECORD BOOK

THIS IS UT MARTIN

119



NCAA FOOTBALL CHAMPIONSHIP

OHIO VALLEY CONFERENCE CHAMPIONS
NOVEMBER 26, 2006
SOUTHERN ILLINOIS 36, UT MARTIN 30

UT MARTIN	14	7	6	3	30
SOUTHERN ILLINOIS	0	7	14	15	36

- UTM** - Don Chapman 1-yard run (PAT)
- UTM** - Jack Greenwood 51-yard interception return (PAT)
- SIU** - Arkee Whitlock 1-yard run (PAT)
- UTM** - Justin Glover 4-yard pass from Greg Preston (PAT)
- UTM** - Don Chapman 13-yard run
- SIU** - Arkee Whitlock 11-yard run (PAT)
- SIU** - Arkee Whitlock 47-yard run (PAT)
- SIU** - Arkee Whitlock 1-yard run (PAT)
- UTM** - Taylor Brown 34-yard field goal
- SIU** - Alan Turner 45-yard pass from Nick Hill (2 PT Conv.)

Attendance- 5694

	SIU	UTM
First Downs	20	17
Yards Rushing	45-221	42-162
Yards Passing	129	137
Passes	8-14-1	10-16-1
PUNTS	4	4
FUMBLES	0	1
Yards Penalized	5-52	5-40

CARBONDALE, III. - No. 12 UT Martin was 57 seconds from advancing to the second round of the Football Championship when Southern Illinois rallied for a 36-30 victory over the visiting Skyhawks.

UT Martin finished the season with a 9-3 slate, a share of the Ohio Valley Conference championship and its first-ever appearance in the Division I Football Championship.

The Skyhawks built an early lead by taking advantage of freshman quarterback **Greg Preston**'s arm. Preston set up one touchdown with a 51-yard strike and then hooked up with **Justin Glover** for a touchdown. The Skyhawks led 21-7 at the half.

SIU's Arkee Whitlock took over in the third quarter rushing for 112 yards and two touchdowns. He added another touchdown in the fourth quarter giving the Salukis a 28-27 lead. Whitlock ended the game with 207 rushing yards and four touchdowns against the Skyhawks.

The Skyhawks took a 30-28 lead with four minutes left in the game when **Taylor Brown** hit a 34-yard field goal. However, Salukis quarterback Nick Hill answered when he hit Alan Turner for a 45-yard touchdown in the final minute of the game. SIU added a two-point conversion and claimed the victory.



UT MARTIN FOOTBALL IN THE PROFESSIONAL RANKS

COACHING STAFF

MEET THE SKYHAWKS

SEASON PREVIEW

YEAR IN REVIEW

RECORD BOOK

THIS IS UT MARTIN

120

Player	Pos.	Team	Years
Romel Andrews	DE	Hamilton Tiger-Cats (C)	1986-87, 90-95
Tony Bell	LB	Tennessee Titans	2015
*John Burch	RB	Phoenix Cardinals	1989
		Raleigh-Durham Skyhawks (WLAFL)	1991
Jeremy Butler	WR	Baltimore Ravens	2014-15
		San Diego Chargers	2016
		Buffalo Bills	2017
Mark Calixte	LB	Calgary Stampeders (C)	2003
Hunter Carter	LB	Jacksonville Sharks (W)	1974
Tony Champion	WR	Hamilton Tiger-Cats (C)	1985-88, 90-92
		San Diego Chargers	1987
		Green Bay Packers	1990
Ed Cochran	OG	Miami Dolphins	1969
*Mike Crangle	DE	New Orleans Saints	1972
Sam Dudley	DE	Seattle Seahawks	1989
Joseph Este	S	Tennessee Titans	2017
*Bobby Fowler	RB	New York Jets	1962
Ronald George	WR	New Orleans Saints	1978
Joe Gibbs	OT	St. Louis Rams	2010
		Green Bay Packers	2012
Mark Guy	WR	Saskatchewan Roughriders (C)	1989-90
Mickey Hamilton	PK	Pittsburgh Steelers	1977
Bobby Hayes	RB	Denver Broncos	1968
Nate Holmes	RB	Miami Dolphins	1973
Cedric Hosea	RB	Seattle Seahawks	1988
		San Diego Chargers	1989
*Montori Hughes	DT	Indianapolis Colts	2013-15
		New York Giants	2016
		Kansas City Chiefs	2017
Ernest Jackson	WR	Winnipeg Blue Bombers (C)	1989
Ben Johnson	LB	Kansas City Chiefs	2014
Corey Jordan	TE	Jacksonville Jaguars	2015
Gordon Lambert	DE	Denver Broncos	1968-69
Andre Langley	WR	Phoenix Cardinals	1989
		Detroit Drive (A)	1992-93
		Mass Marauders (A)	1994
		Charlotte Rage (A)	1995-96
*Ron Lewellen	DT	Oakland Raiders	1967
*William Mackall	WR	Indianapolis Colts	1989
*Emanuel McNeil	DT	New England Patriots	1989
		New York Jets	1990
		Winnipeg Blue Bombers (C)	1991-92
Paul Manard	LB	Houston Oilers	1973
Jaylon Moore	WR	Baltimore Ravens	2020
*Julian Nunamaker	DT	Buffalo Bills	1968-72
Terry Peppers	C	Dallas Cowboys	1972
Jimmy Randolph	DB	Pittsburgh Steelers	1978
Paul Randolph	LB	Kansas City Chiefs	1988
		Winnipeg Blue Bombers (C)	1989-95
		Montreal Alouettes (C)	1996-97
Leon Reed	QB	Winnipeg Blue Bombers (C)	1989-94
*Jerome Rinehart	DE	New York Giants	1989
		Winnipeg Blue Bombers (C)	1989-92
DJ Roberts	DE	Baltimore Ravens	2014
Gene Sides	P	Houston Oilers	1968
Quentin Sims	WR	New England Patriots	2013
Nick Stamper	DB	Baltimore Ravens	2003
Charles Sweeton	OT	Denver Broncos	2015
*Joe Taffoni	OG	New York Giants	1967-73
Brett Thompson	TE	Pittsburgh Steelers	2017
Jim Thornhill	DT	Cleveland Browns	1972
Fred Thomas	DB	Seattle Seahawks	1995-99
		New Orleans Saints	2000-07
Abou Toure	RB	Indianapolis Colts	2015
Larry Washington	RB	Edmonton Eskimos (C)	1977-80
Danny Watkins	LB	Oakland Raiders	1978
Caylon Weathers	WR	Chicago Bears	2017
*David Williams	DB	Atlanta Falcons	1978
Dana Witten	WR	Pittsburgh Steelers	1978

*Draft selections, others signed as free agents
(C) Canadian Football League
(W) World Football League
(WLAFL) World League of American Football
(A) Arena Football League



TONY CHAMPION

SAN DIEGO CHARGERS
GREEN BAY PACKERS

FRED THOMAS

NEW ORLEANS SAINTS

QUENTIN SIMS

NEW ENGLAND PATRIOTS

JAYLON MOORE

BALTIMORE RAVENS



NFL CONNECTION: JERRY REESE

Former New York Giants Senior VP and General Manager

Jerry Reese spent 11 seasons as the Giants' Senior Vice President and General Manager. Reese was one of the most successful general managers in the NFL. His first eight seasons as head of the franchise's football operations included victories in Super Bowls XLII and XLVI, a 88-72 regular season record and an 8-2 postseason mark. During his tenure the Giants won two NFC East championships, earned three postseason berths and finished .500 or better in six consecutive seasons.

Reese was named the Giants' Senior Vice President and General Manager on Jan. 16, 2007. He succeeded Ernie Accorsi, who had held the positions for nine years before retiring. Reese has been a member of the Giants organization since 1994. Prior to becoming the G.M., he spent four seasons as the team's Director of Player Personnel. Reese coordinated the Giants' college scouting, was in charge of the team's draft preparation and ran the draft room as the players were selected. When Accorsi retired, the team's ownership selected Reese as the team's third general manager since 1979, when the late George Young assumed the position. Young held the position until 1997, when Accorsi took over. Accorsi, who had helped convince Reese to leave college scouting and join the pro personnel department of the Giants, promoted him and championed his cause.

The selection of Reese was historic, as he was the third African-American general manager in NFL history, joining Baltimore's Ozzie Newsome and Houston's Rick Smith. It was particularly poignant for Reese to learn of his appointment on Martin Luther King, Jr. Day.

While serving as the Giants' Director of Player Personnel, Reese oversaw all aspects of the team's college scouting. During his tenure as personnel director, the Giants drafted Eli Manning, Osi Umenyiora, David Diehl, David Tyree, Chris Snee, Gibril Wilson, Justin Tuck, Brandon Jacobs, Barry Cofield, Corey Webster and Kiwanuka, all of whom played big roles in the 2007 championship season and beyond.

Reese originally joined the Giants' scouting department on Dec. 15, 1994. In the spring of 1999, he became Dave Gettleman's assistant in the pro personnel department. In that position, he scouted the Giants' upcoming opponents and evaluated NFL players. Reese was promoted to Director of Player Personnel on May 1, 2002.

Reese came to the Giants after a successful playing and coaching career at the University of Tennessee at Martin. During his college playing career (1981-84), Reese was honored as a two-time All-Gulf South Conference pick. He is among the leaders on UT Martin's all-time career list in interceptions. Reese led the team with seven interceptions in 1982 and was UT Martin's leading tackler in 1984 with 99. Reese was GSC Defensive Player of the Week three times during his career and was named team MVP following his senior season.

Following his playing career, Reese served as a student assistant and as a graduate assistant before becoming a full-time coach of the secondary from 1988 through 1993. He moved to receivers coach and assumed the assistant head coach title in January of 1993.

In 2008, Reese was inducted into the Tennessee Sports Hall of Fame.

Reese has his bachelor's degree in health and physical education and earned his master's degree in education administration and supervision. In the fall of 1995, Reese was inducted into the UT Martin Hall of Fame.

Reese, a native of Tiptonville, Tenn. is married to the former Gwen Moore. They have two children, Jasmyne Danielle and Jerry II.

- 1981-84** UT Martin Defensive Back
2x All-Gulf South Conference
Among UTM Leaders in Interceptions
3x GSC Defensive Player of the Week
- 1984** UT Martin MVP
- 1985-87** UT Martin Grad Assistant
- 1988-92** UT Martin Assistant Coach
(Secondary)
- 1993-94** UT Martin Assistant Coach
(Receivers Coach)
- 1995** Inducted into UT Martin
Athletics Hall of Fame
- 1994-99** New York Giants Scout
- 1999-02** New York Giants
Assistant in Pro Personnel
- 2002-06** New York Giants
Dir of Player Personnel
- 2007-17** New York Giants Senior
VP and General Manager

UT MARTIN FOOTBALL HALL OF FAME



FIRST INDUCTION CLASS: 1983

First Inductees: Floyd Burdette, Robert Carroll, Bobby Fowler, H. Kirk Grantham, Leonard Hamilton, Julian Nunamaker, Pat Head Summitt and J. Frank Taylor.

Purpose: To identify and honor in a permanent manner those individuals who have achieved excellence in athletics at the University of Tennessee at Martin along with those others who have contributed greatly to the advancement of athletics at the university.

Qualifications: An athlete must have earned at least two letters in one sport or one letter in two sports at UT Martin. A coach or athletic administrator must have attained excellence deserving induction while a member of the staff at UT Martin. While an athlete need not have graduated from UT Martin to qualify for induction, there is a waiting period of five years following an athlete's final season of competition before he/she can be considered for induction.

- A -

Grady Andrews (2002)
Rommel "Zeek" Andrews (2008)

- B -

Randy Barnes (2004)
Lionel Barrett (1985)
Jack Beeler (2013)
Mike Beeler (1991)
Clay Blalack (2003)
John Burch (1998-99)

- C -

Derek Carr (2021)
Robert Carroll (1983)
Tony Champion (2010)
Don Chapman (2016)
Ki Tok Chu (2009)
Mike Coffron (1994)
Deslode Collins (2008)
Allan Cox (1990)

- D -

Gary Doble (1989)

- E -

Ross Elder (2013)
T.H. "Skeeter" Ellis (1987)
Wilbur Edmiston (1988)

- F -

Bobby Fowler (1983)
Howard Finley (1994)

- G -

H. Kirk Grantham (1983)
Charles G. Gordon (1989)
Terry Giltner (1990)
W. Ralph Graves (1992)

- H -

George Horton (1986)
Bobby Hayes (1987)
Nate Holmes (1988)
Errol Hook (1990)
Mickey Hamilton (2011)
Bill Haney (2001)

- J -

Jay Johnson (2019)
Donnie Jones (2004)

- L -

Hugh Lashlee (1984)
Gordon Lambert (1985)
Marvin Long (1986)
Mark Luttrell (1986)
Jim Love (1988)
Ron Lewellen (1989)

- M -

George Macintyre (2007)
William Mackall (1996)
Lee Mayo (2013)
Don McLeary (2006)
Roland McMackin (1988)
Emanuel McNeil (1995)

- N -

Julian Nunamaker (1983)

- P -

Fred Pickard (2005)
Vernon Prather (1987)
Clifton Pritchett (1984)

- R -

Paul Reddick (1984)
Ralph Rutland (1985)
Jerry Reese (1995)
Leon Reed (1997)
Paul Randolph (1999)

- S -

Ron Schomaker (1991)
Larry Shanks (1987)
Halliday T. Short (1989)
Alvin Smalls (1992)
Darrell Smith (1986)
Taurean Stephens (2019)

- T -

Frank Taylor (1983)
Mike Taylor (2015)
Joe Taffoni (1989)
Fred Thomas (2010)

- V -

Elmer Vaughn (1986)

- W -

Brady Wahlberg (2018)
Larry Washington (2012)
Danny Watkins (2000)
Guy Wadley (2001)
Dr. Ed Welles (1992)
Richard Whitfield (1991)
David Williams (2017)
Dana Wittern (2007)
John Wright (2006)

- Z -

George Zarecor (1993)



THIS IS



UT MARTIN





Student Recreation Center



Fitness Trail



Boling University Center



Paul Meek Library



Skyhawk Arena and Pat Head Summitt Court

Campus Features



Hardy M. Graham Stadium



Skyhawk Dining Hall



Elam Center Pool



To the bottom, off the map:

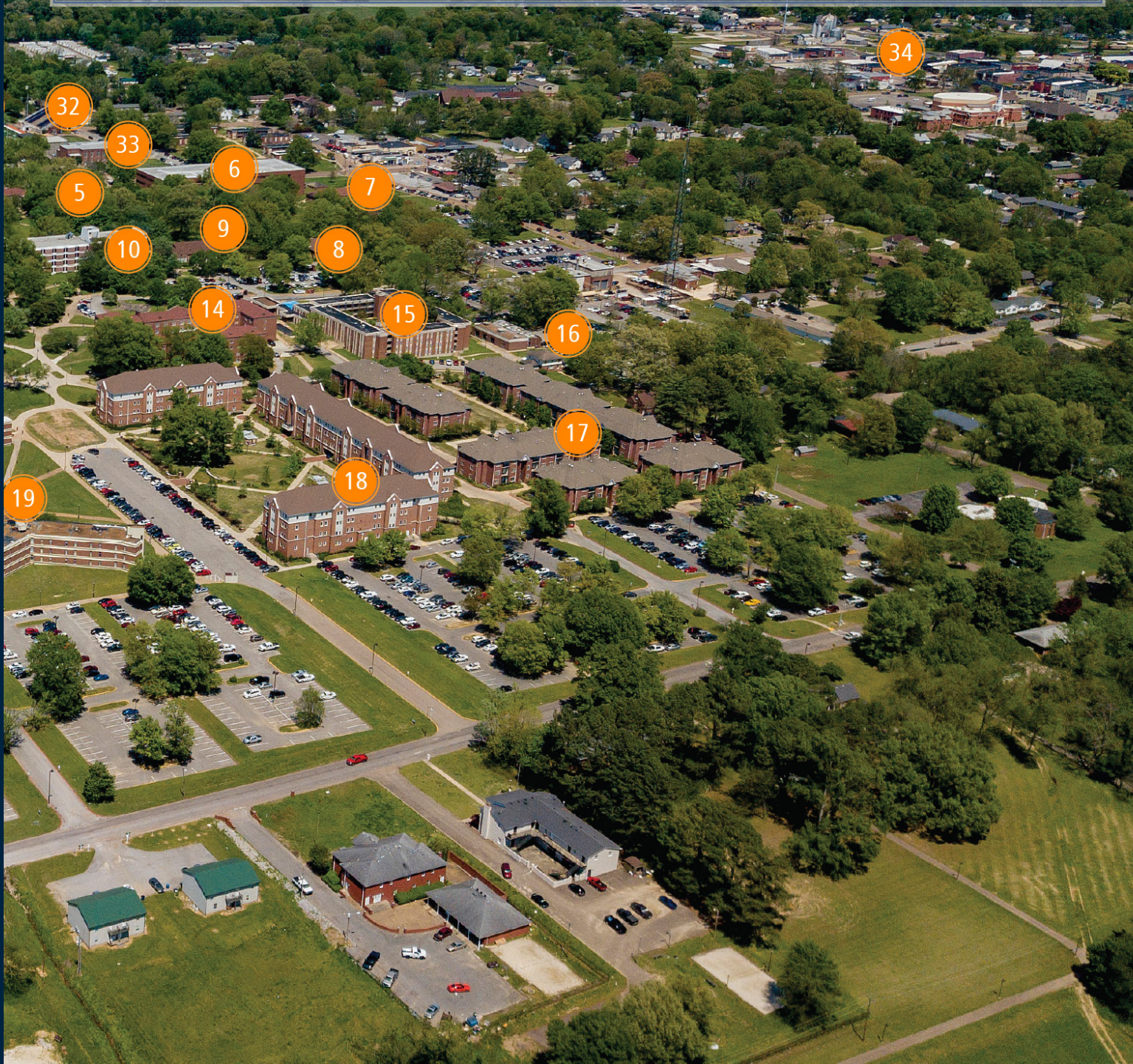
University Courts Apartments, Sorority Village and West Tennessee Healthcare Volunteer Hospital.

To the far left, off the map:

Skyhawk Park, Bettye Giles Field, Skyhawk Soccer Complex, Margaret N. Perry Children's Center and Skyhawk Track



- | | | |
|--|--|--|
| 1. Joseph E. Johnson EPS Building | 11. Crisp Hall (Department of Public Safety) | 24. Skyhawk Beach Volleyball Complex |
| 2. Fine Arts Building | 12. Paul Meek Library | 25. James C. Henson Tennis Center |
| 3. Brehm Hall | 13. Ed and Carolyn Boling University Center | 26. Kathleen and Tom Elam Center |
| 4. Hall-Moody Administration Building (Office of Undergraduate Admissions and Office of Financial Aid on second floor) | 14. Frank Clement Hall | 27. Rhodes Golf Center |
| 5. Holland McCombs Center | 15. Prentice Cooper Hall | 28. West Tennessee Animal Disease Diagnostic Laboratory |
| 6. Cecil M. and Boyce A. Gooch Hall | 16. Student Health and Counseling Center | 29. Veterinary Health Technology Program Headquarters Building |
| 7. Business Administration Building | 17. University Village Apartments Phase I (A-E) | 30. Ned Ray McWherter Agricultural Complex |
| 8. Site of future Latimer Engineering and Science Building | 18. University Village Apartments Phase II (F-H) | 31. Hardy M. Graham Stadium |
| 9. Sociology Building | 19. Buford Ellington Hall | 32. ROTC Building |
| 10. Andy N. Holt Humanities Building | 20. Gordon Browning Hall | 33. Student Life Center |
| | 21. Student Recreation Center | 34. Historic Downtown Martin Business District |
| | 22. Fitness Trail | |
| | 23. Pacer Pond | |



18 100+

undergraduate
degrees

concentrations

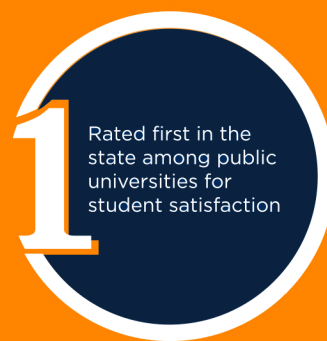


15:1

■ Student
■ Teacher

\$39.5 Million

awarded in grants and scholarships



Rated first in the
state among public
universities for
student satisfaction



approximately
7,300 students
represent 41 states
and 21 countries

Designated a

Best Southeastern College

by **The Princeton Review** for **17**
consecutive years

150+



Student organizations
21 sororities and fraternities

15

travel-study
programs
per year



13,000

community
service hours
reported by student
organizations



THE UNIVERSITY OF
TENNESSEE
MARTIN

Intercollegiate Athletics

UT Martin is a member of the National Collegiate Athletic Association's Division I, Ohio Valley Conference, National Intercollegiate Rodeo Association and National Collegiate Equestrian Association.

Men's Athletics

Baseball
Basketball
Cheerleading
Cross-Country
Football
Golf
Indoor and Outdoor Track and Field
Rifle
Rodeo

Women's Athletics

Basketball
Beach Volleyball
Cheerleading
Cross-Country
Equestrian
Indoor and Outdoor Track and Field
Rifle
Rodeo
Soccer
Softball
Tennis
Volleyball

Did you know?

- Eight Skyhawk athletic programs have captured a total of 31 OVC championships, 24 of which have come since 2006
- UT Martin Athletics set a departmental record with a 3.26 cumulative Grade Point Average for the Spring 2020 semester, which is the best academic semester in school history.

(from top) Varsity athletes are shown participating in football, equestrian, tennis and golf competitions.



IMPORTANT CONTACTS

ACADEMIC RECORDS/REGISTRAR

731-881-7050
utm.edu/registrar

UNDERGRADUATE ADMISSIONS

731-881-7020 or 800-829-UTM1
utm.edu/admissions

ATHLETICS

731-881-7660
utmsports.com

BURSAR'S OFFICE - STUDENT ACCOUNTS

731-881-7810
utm.edu/bursar

DINING SERVICES

731-881-7770
utmdining.com

FINANCIAL AID

731-881-7040
utm.edu/finaid

HONORS PROGRAMS

731-881-7436
utm.edu/honors

HOUSING

731-881-7730
utm.edu/housing

ONLINE DEGREE PROGRAMS

731-881-7764 or 866-587-7589
utm.edu/utonline

PARENT LIFELINE (FINANCIAL AID)

731-881-7040
utm.edu/finaid/parent_lifeline.php

PUBLIC SAFETY

731-881-7777
utm.edu/publicsafety

STUDENT AFFAIRS

731-881-7700
utm.edu/studentaffairs

STUDENT HEALTH AND COUNSELING

731-881-7750
utm.edu/shcs

STUDENT SERVICES AND SUCCESS MENTORING CENTER

731-881-7744
utm.edu/success

TRANSFER STUDENT INFORMATION

731-881-7020 or 800-829-UTM1
utm.edu/transfer

QUICK LINKS

FACEBOOK

facebook.com/utmartin

INSTAGRAM

instagram.com/utmartin

SNAPCHAT

DiscoverUTM

TWITTER

twitter.com/utmartin

YOUTUBE

youtube.com/utmartin

WEBCAM

utm.edu/webcams

CAMPUS MAP

utm.edu/maps

THE SKYHAWK VIEW

utmartinphotography.tumblr.com

FYI

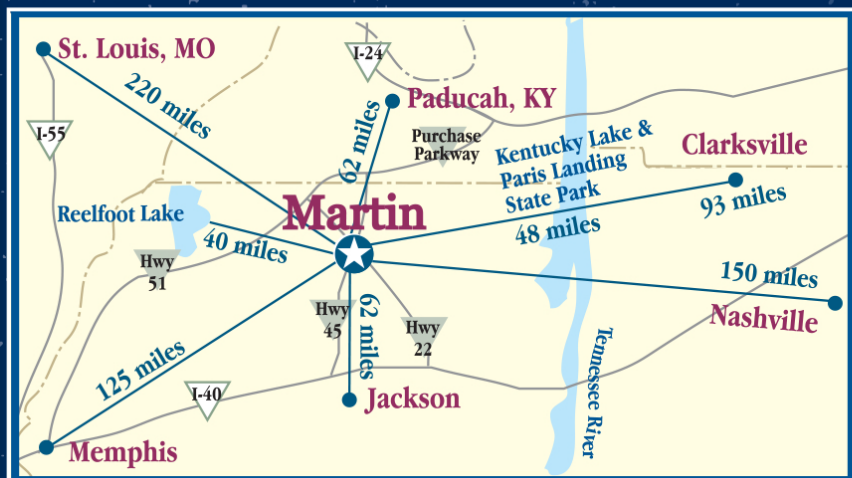
UT Martin is home to three chairs of excellence: the Gil Parker Chair of Excellence, the Horace and Sara Dunagan Chair of Excellence in Banking and the Tom E. Hendrix Chair of Excellence in Free Enterprise.

The University of Tennessee at Martin is accredited to award bachelor's and master's degrees by the Southern Association of Colleges and Schools Commission on Colleges (1866 Southern Lane, Decatur, Georgia 30033-4097, telephone 404-679-4500, www.sacscoc.org).

UT Martin places great importance on achieving accreditation for eligible academic programs from their appropriate governing bodies. These programs are recognized as maintaining high standards that qualify graduates for the best job opportunities. The university holds accreditation from the following agencies:

- American Chemical Society
- Association to Advance Collegiate Schools of Business International
- Accrediting Board for Engineering and Technology – Engineering Accreditation Commission
- Accrediting Council on Education in Journalism and Mass Communications
- Commission on Accreditation for Dietetics Education of the American Dietetic Association
- Council for Accreditation of the American Association of Family and Consumer Sciences
- Council on Social Work Education
- National Association of Schools of Music
- Council for the Accreditation of Educator Preparation (formerly National Council for the Accreditation of Teacher Education)
- Accreditation Commission for Education in Nursing
- American Veterinary Medical Association Committee on Veterinary Technician Education and Activities

ABOUT MARTIN



DIRECTIONS TO MARTIN

- > From Paducah, Ky., take 45 South to Mayfield. At Mayfield, turn right on Purchase Parkway (Fulton, Ky. Exit 21). At Fulton, follow Hwy. 45E South By-pass to Martin.
- > From Memphis, travel Interstate 40 east to Jackson, and exit the interstate at Highway 45 By-pass (Exit 80-B North). Follow Highway 45E (Milan exit) to Martin.
- > From Nashville, travel Interstate 40 west. Exit the interstate at Highway 22 at Parkers Crossroads (Exit 108 North). Follow Highway 22 to Martin.
- > From Clarksville, travel Highway 79 South on to Highway 356 (you do not turn), which connects to Highway 54 in Paris. Take a right on Highway 22 from Dresden to Martin.

Martin is perfectly located where you and your friends can take a break from studies and road trip to nearby Reelfoot Lake, Kentucky Lake or Land Between the Lakes recreational areas. Union City, only 12 miles west of Martin, offers additional shopping and restaurant choices.

Martin is centrally located between Memphis and Nashville and is just an hour's drive from Jackson and Paducah, Ky.

The city was founded in 1873 and named in honor of Captain William Martin, a prosperous landowner who settled in the area in 1838.

The City of Martin has been a pioneer in the establishment of higher education since 1900 when Hall-Moody Institute was founded. The school was renamed Hall-Moody Normal School in 1917, Hall-Moody Junior College in 1922 and University of Tennessee Junior College in 1927. In 1951, UT Junior College acquired four-year degree status and was designated the University of Tennessee Martin Branch, granting degrees in general agriculture and general home economics. In 1967, the Tennessee General Assembly named the institution the University of Tennessee at Martin.

Today, Martin features a revitalized historic downtown business district that includes a coffee shop, restaurants, shopping and nightlife. This traditional college-town setting and related amenities offer a perfect environment for students who attend the University of Tennessee at Martin.

utm.edu

HARDY M. GRAHAM STADIUM

The present day Hardy M. Graham Stadium had its beginning in 1930. The football field was built with a new gym and constructed at a cost of \$83,750 as UTJC Stadium. This field was one of the first lighted stadiums in West Tennessee. In 1974, the football field was officially named H. K. Grantham Field when UT Martin hosted Nicholls. Grantham was a former football, baseball and men's basketball coach while also serving as director of athletics.

Then in 2001, the stadium was named in honor of Hardy M. Graham - a long time donor and supporter of the university - before being unveiled against Gardner-Webb. Graham's financial contributions to the university have exceeded \$1 million.



The stadium accommodates 7,500 fans with nearly 1,900 chairback seats. About 1,200 are located on the east side while 700 chairbacks are located on the west side. A new artificial surface, Field Turf, replaced the natural grass on H.K. Grantham Field. The new playing surface, the second of its kind at Graham Stadium, features navy end zones with UT Martin and Skyhawks stitched in each end zone. It was installed prior to the 2019 season.

BOB CARROLL FOOTBALL BUILDING



This facility serves as the home of the Skyhawk football team. The 17,000 square-foot facility is located in the south end zone of Graham Stadium and has office space for all football personnel, meeting rooms, a locker room, a training room, equipment room and a multi-purpose room with a glass wall overlooking the field.

Funding for this building came primarily from private donations through the "Building For the Future" campaign. The building is named in honor of coach Bob Carroll.



After the 2015 season concluded, the press box was demolished, clearing the way for a new press box project. The four floor project houses a new academic support and club level, along with a new press box, visiting locker room, concessions and classrooms. The renovation of Hardy M. Graham Stadium was completed in the fall of 2016.

UT MARTIN FOOTBALL STADIUM HISTORY & SUPERLATIVES

- **Stadium Record Attendance:** 8,110 - Oct. 23, 1993 | UT Martin 21, Tennessee State 14
- **First Game as UTJC Stadium:** Sept. 26, 1930 | UTJC 31, Mississippi Delta Community College 2
- **First Night Game at UTJC Stadium:** Aug. 30, 1930 | UTJC 31, Mississippi Delta Community College 2
- **Dedication Game as H.K. Grantham Field:** Sept. 14, 1974 | Nicholls 16, UT Martin 14
- **Dedication Game as Hardy M. Graham Stadium:** Aug. 30, 2001 | Gardner-Webb 45, UT Martin 20
- **UT Martin all-time record at home:** 229-208-13 in 91 seasons
- **UT Martin record at UTJC/UT Martin Stadium:** 158-158-10 in 66 seasons
- **UT Martin record at H.K. Grantham Field:** 127-124 in 47 seasons
- **UT Martin record at Hardy M. Graham Stadium:** 63-39 in 20 seasons
- **Consecutive home games without a loss:** 15 | Sept. 27, 1935 vs. Arkansas College through Oct. 8, 1938 vs. Arkansas State
- **Consecutive home wins:** 10 | Nov. 22, 1936 vs. Murray State (JV) through Nov. 12, 1937 vs. Western Kentucky
- **Consecutive home losses:** 17 | Sept. 21, 1996 vs. Missouri State through Sept. 11, 1999 vs. Lambuth
- **Winning Seasons:** 43 | 10 undefeated seasons at home (last was in 2019)




STRENGTH AND

MISSION STATEMENT

The mission of the UTM Skyhawk Strength and Conditioning program is to maximize the potential of the Student-Athletes by teaching work ethic, team values, discipline, and leadership.

The number one goal is to create a safe environment for the Student-Athletes to excel at their sport through scientifically based strength and conditioning programs.

The Training programs are designed to increase the Athlete's strength, speed, agility, flexibility, conditioning, and explosiveness – all components in developing a complete collegiate athlete.



EQUIPMENT

24 x 10 yards of turf	8 Stability balls
10 Hammer strength Full racks	2 Hammer Strength plate loaded belt squats
10 inlay platforms	1 Hammer Strength plate loaded ISO Row
10 Olympic Intek barbells	1 Hammer Strength plate loaded Pull down
10 Standard barbells	1 Hammer Strength plate loaded Manual neck
Dumbbells from 25lbs to 120lbs	1 Hammer Strength plate loaded Leg Curl
VTX Rubber Olympic plates – 300 lbs. per rack	1 Hammer Strength plate loaded Leg Extension
Intek Plates - 465 lbs. per rack	1 Hammer Strength Seated Calf Raise
Assorted Resistance bands	1 Legend Fitness Eight-Stack Jungle Cable Pull
15 medicine balls	5 Glute-ham Raise Machines
	2 Reverse Hypers

CONDITIONING



COACHING STAFF

MEET THE SKYHAWKS

SEASON PREVIEW

YEAR IN REVIEW

RECORD BOOK

THIS IS UT MARTIN

135

NOTABLE ALUMNI



– **Jerry Reese**
Former New York Giants
Senior VP and General Manager

Pat Head Summitt -
Tennessee Lady Vols
Former Head Coach



– **Lin Dunn**
Retired Indiana Fever
Head Basketball Coach



Bill Rhodes -
Auto Zone
Chairman, President and CEO



- Ed Jones ('32) served as Commissioner of Agriculture (1949-53) and U.S. Representative (1969-89)
- William Latimer III ('58) is matching donor to his namesake building, the Latimer Engineering and Science Building
- Dr. Margaret Perry ('61) is chancellor emeritus of the University of Tennessee at Martin and was the first female head of a Tennessee four-year college or university.
- Dr. Shirley Raines ('67) served as president of the University of Memphis from 2001-13.
- Dr. Nick Dunagan ('68) is chancellor emeritus of The University of Tennessee at Martin.
- Houston Gordon ('68) is a former UT Board of Trustees member and an attorney in Covington, Tenn.
- Dr. C. Pat Taylor ('68) served as president of Southwest Baptist University from 1996-2018.
- Lin Dunn ('69) is the retired head coach for the Indiana Fever, winning a WNBA championship in 2012
- Rick Perry ('70) is Executive Director of Culture at Ramsey Solutions for Dave Ramsey
- Leonard Hamilton ('71) is head coach of the Florida State University men's basketball team.
- William Nunnally ('71) is a successful innovator and entrepreneur; Nunnally and wife, Rosann, made the largest gift in campus history in 2019
- Pat Summitt ('74) was head coach emeritus of the eight-time national champion Lady Vols basketball team.
- Roy Herron ('75) served as a Tennessee State Senator for 16 years and 10 years as a State Representative.
- Dr. Lendley C. Black ('75) is chancellor at the University of Minnesota Duluth
- Jeffrey Holt ('77) is the U.S. Marshal for the Western District of Tennessee
- Dr. Christy Shaffer ('81) is a partner at Hatteras Venture Partners
- Peter Hoffman ('82) is vice president of intellectual property management for The Boeing Company.
- Jeff Agee ('83) is chair and CEO, First Citizens Bancshares Inc., and a member of the Federal Reserve Bank of St. Louis Community Depository Institutions Advisory Council.

- Stan Bell ('85) is a well-known radio personality in Memphis.
- Jerry Reese ('87, '88) is senior vice president and general manager of the NFL's New York Giants.
- Bill Rhodes ('87) is the chairman, president and CEO of AutoZone.
- Van Jones ('90) is an Emmy Award winner, American news commentator, author, lawyer and civil rights advocate. Served as President Obama's Special Advisor for Green Jobs in 2009.
- Dr. Russell Kirk ('90), is an oral and maxillofacial surgeon, in Lebanon, Tenn., and dental officer (captain), in the U.S. Navy.
- Renee Bailey Iacona ('91) is Vice President of Oncology Biometrics and Oncology R&D at AstraZeneca
- Charlie Neese ('92) is a meteorologist at News Channel 5 in Nashville.
- Trent Latta ('98) is Principal at Latta Structural Engineers, LLC
- Chris Brinkley ('00) is a globally known audiobook narrator, radio personality, voiceover artist and NCAA sports broadcaster.
- Jason Leverant ('00) is president and COO of the AtWork Group
- Dr. Amanda Raley Lowery ('02) is the first UTM engineering student to earn a doctoral degree and is an associate professor of biomedical engineering at Vanderbilt University
- Scottie Nell Hughes ('02) is a host at RT and former CNN Analyst

- Chrystal Hayslett ('06) is actress on "Sistas" on BET; producer, creative director, costume designer and former personal stylist for Tyler Perry
- Krista Roser ('06) is a fashion stylist to celebrities, notably Raelynn and Florida Georgia Line
- Andy Holt ('07) served in the Tennessee House of Representative, repping District 76 from 2011-20.
- Jennifer Horbelt ('07, '19) is co-anchor at WPSD Local 6 in Paducah, Ky.
- Lester Hudson ('09) became the first player from UT Martin taken in the NBA Draft in 2009. Played for five NBA franchises and won two MVP awards in the Chinese Basketball Association.
- Bradley Gregg ('11) is a mechanical engineer at NASA Johnson Space Center.
- Alec Mills became the first player from UT Martin to make their debut in MLB. Played for two MLB franchises and tossed a no-hitter on Sept. 13, 2020.
- Heather Butler ('14) became the first player from UT Martin or the OVC taken in the WNBA Draft in 2014 by the San Antonio Stars.
- Hunter Richardson ('18) became the first UT Martin golfer to ever compete in a PGA Tour event in 2019.

OHIO VALLEY CONFERENCE



BETH DEBAUCHE
OVC COMMISSIONER

Now in its 74th year, the Ohio Valley Conference continues to build on the success that has made it the nation's eighth-oldest NCAA Division I conference.

Beth DeBauche was named the seventh full-time Commissioner in league history on July 28, 2009. The last three commissioners of the OVC have moved onto jobs as the commissioner of the Big Ten, Big 12 and the Mid-American Conferences.

The OVC's proud history dates back to 1948, but seeds for the new league were actually planted in 1941. It was then that Roy Stewart, the athletics director at Murray State, Charles "Turkey" Hughes, the athletics director at Eastern Kentucky, and Kelly Thompson, the public relations director at Western

Kentucky, first broached the idea of forming a new conference. Discussions were put on hold by World War II, but reemerged February 27-28, 1948 at the Kentucky Hotel in Louisville as the three original institutions combined with Morehead State, Louisville and Evansville to form the OVC.

In the 1950s, the OVC became a pioneer on a much more significant scale socially. During times of racial segregation, league member Morehead State became one of the first non-traditionally black mid-southern institutions to accept a black student. In 1958 Marshall Banks earned athletically-related aid at Morehead, which signed a second black athlete, Howard Murphy, a year later. In 1961 Murphy earned all-conference recognition as a halfback in football. With racial barriers broken, the rest of the institutions in the league began to provide educational and athletic opportunities to African-Americans.

After Title IX legislation passed in 1972, women's athletics began a rebirth on the national scene as the NCAA began sponsoring and marketing women's sports. Recognizing the need to provide increased opportunities for female athletes, the OVC began formulating plans for women's athletics in 1975 and established women's championships in the sports of basketball, tennis and track in 1977, with cross country and volleyball added over the next four years. Those sports were initially governed by the Association of Intercollegiate Athletics for Women (IAIWA), but the overall strength of women's programs in the league was demonstrated by the automatic bids the OVC instantly received when the NCAA became the governing body in 1982. The conference added women's golf and softball in 1994 and women's soccer in 1998.

Through the past 73 years, 15 teams have won or shared the league's football title. The list is led by former member Eastern Kentucky, winner of 21 outright or shared football crowns. Former member Middle Tennessee is next with 11 titles and followed by Tennessee Tech with 10, former member Jacksonville State with nine and Murray State and former member Western Kentucky with eight apiece. Eastern Illinois has seven crowns while Austin Peay, Morehead State, Southeast Missouri, Tennessee State and former members Evansville and East Tennessee State have captured two apiece. UT Martin and former member Youngstown State have one title apiece.

Murray State and Evansville tied for the initial football championship, and the Racers participated in the first-ever bowl game by an OVC team, tying Sul Ross State 21-21 in the 1948 Tangerine Bowl. From 1948 to 1975, OVC teams played in 15 bowl games, winning eight of them. Eastern Kentucky and Western Kentucky were also participants in the NCAA Division II playoffs in the early and mid-1970s prior to the NCAA's reclassification of football programs into Division I-AA. The term "I-AA" lasted until the end of the 2006 season when it was changed to Division I Football Championship Subdivision (FCS).

The first Division I-AA/ FCS football playoff was held in 1978 with only four teams, which is the only year through present day that the OVC did not field a playoff representative. In 1979, four of the nation's top teams were invited to the playoffs, and two of them - Eastern Kentucky and Murray State - were from the OVC. Murray dropped its semifinal game to Lehigh, but the Colonels nipped Nevada-Reno in double overtime and claimed the national championship a week later with a 30-7 victory over Lehigh. EKV was coached by former All-America quarterback Roy Kidd, who was in his 16th year at the helm of his alma mater and who skipped the Colonels to a second national title three years later. Following the 2002 season, Kidd retired after 39 years at EKV; upon retirement, he ranked sixth all-time among Division I coaches with 315 victories, earning him a spot in the College Football Hall of Fame.

In addition to Kidd, other coaching legends in the OVC include Charles "Bubber" Murphy, who coached at Middle Tennessee from 1947-1968, Western Kentucky's Jimmy Feix (1968-83), Wilburn Tucker (1954-67) and Don Wade (1968-82) of Tennessee Tech, Bill Ferguson (1967-77) of Murray State, Guy Penny (1959-67) of Morehead State and Boots Donnelly (1977-78 at Austin Peay; 1979-1998 at Middle Tennessee). Following the 2011 season Eastern Illinois head coach Bob Spoo retired after 25 years at the school (the last 16 as members of the OVC). In his time as an OVC coach he compiled 92 total victories (fifth-most in league history) and 68 OVC wins (fourth-most in league history) and was inducted into the OVC Hall of Fame in 2012. In 2016 former Murray State head coach Frank Beamer (1981-86) was inducted into the OVC Hall of Fame; he introduced his wide tackle six defense to the OVC and compiled a 43-23-2 record with the Racers before leaving for his alma mater Virginia Tech where he won 280 games in 29 seasons.

A sampling of former OVC football stars, some of whom were All-Americans during their collegiate careers before achieving stardom at the professional ranks, include Jim Youngblood and Larry Schreiber (Tennessee Tech), Phil Simms (Morehead State), Virgil Livers and Dale Lindsey (Western

Kentucky), Myron Guyton and Chad Bratzke (Eastern Kentucky), Cortland Finnegan (Samford) and Tony Romo and Jimmy Garoppolo (Eastern Illinois). In 2008, former Tennessee State standout Dominique Rodgers-Cromartie became just the fourth NFL First Round draft pick in OVC history when he was selected 16th overall by the Arizona Cardinals. He would break into the starting lineup halfway through his rookie season and started at cornerback for the Cardinals in Super Bowl XLIII.

The 2007 season marked a return to scholarship football and the OVC for the Austin Peay Governors. Following the 1996 season the Governors dropped scholarship football and competed as both an independent (1997-00, 2006) and as a member of the Pioneer Football League (2001-05).

The 2007 season also brought new vernacular to the Ohio Valley Conference and the division formerly known as I-AA. Beginning with the 2006 National Championship game the term I-AA was changed to NCAA Football Championship Subdivision (FCS) in a decision by the Division I Board of Directors. The new label was chosen to communicate in a positive and clear manner the unique differences between Division I football categories (chiefly, the post-season opportunity) while still defining them within the Division I experience. The FCS includes programs that compete in an effort to participate in the NCAA championship postseason structure (one of 90 NCAA national championships) as opposed to the Football Bowl Subdivision (FBS) which competes in an effort to participate in the postseason bowl system (the 40 NCAA-licensed events which includes the College Football Playoff).

In 2010 Southeast Missouri State, picked to finish seventh in the pre-season poll, compiled a 7-1 Conference record on the way to its first OVC Championship since joining the league in 1991. Overall the Redhawks were 9-2 during the regular season and earned a berth in the FCS Playoffs, its first playoff berth at any level in the program's 104-year history. Southeast would lose to eventual national champion Eastern Washington in the second round of the playoffs. Head coach Tony Samuel capped the year by winning the Sports Network's Eddie Robinson Award, given to the National Coach of the Year. Samuel was the second OVC coach to win the award (joining Murray State's Houston Nutt who won the award in 1995).

In 2012 Eastern Illinois became just the fourth football team in OVC history to go from worst-to-first in winning the OVC Championship. The Panthers were led by head coach Dino Babers who became just the fourth first-year head coach to win an OVC Championship (joining Boots Donnelly in 1977, Jason Simpson in 2006 and Dean Hood in 2008 - two others have since joined the group). During the year Eastern Illinois junior wide receiver Erik Lora shattered the FCS single-season receptions record, hauling in 136 passes in 12 games; that mark was 13 more than the previous NCAA record and 44 more than the previous OVC mark.

In 2013 Eastern Illinois repeated as OVC Champions behind Walter Payton Award winner Jimmy Garoppolo. The quarterback became just the second OVC player to earn the National Player of the Year Award, joining former EIU signal caller Tony Romo (2002). Garoppolo passed for 5,050 yards (second most in NCAA single-season history) and 53 touchdowns (fourth in NCAA history) in leading the Panthers to a 12-2 record and berth to the quarterfinals of the FCS Playoffs.

Garoppolo was drafted by the New England Patriots in the second round of the 2014 NFL Draft, becoming just the fifth OVC player selected in that round and just the fifth OVC quarterback ever selected (and first since 1998). Garoppolo was a part of Patriots teams that won Super Bowls in 2015 and 2017. In 2020 Garoppolo became just the eighth quarterback who played in the FCS (which began in 1978), to start a Super Bowl, taking the snaps for the San Francisco 49ers in Super Bowl LIV against the Kansas City Chiefs. The Chiefs would win, preventing Garoppolo from becoming only the fourth FCS quarterback to start and win a Super Bowl.

The 2013 season saw the OVC snap a 19-game playoff losing streak dating back to the 2000 season. Tennessee State shutout Butler (marking the first OVC road playoff victory since 1986) to snap the streak while later that day Jacksonville State smashed Samford in the first round. A week later Eastern Illinois beat Tennessee State while Jacksonville State won at McNeese State to each advance to the quarterfinals; that marked the first time the OVC put two teams in the quarterfinals in the same season since 1991.

In 2015 Jacksonville State ascended to No. 1 in both major Top 25 polls, becoming the first OVC team to be ranked No. 1 since the 1999 season. The Gamecocks would go on to complete its second-straight 8-0 Conference mark and won three playoff games to become the first OVC team to advance to the Division I National Championship Game since 1982 (Eastern Kentucky). JSU lost to North Dakota State in the title game but finished the year 13-2 overall and ranked No. 2 in the final Top 25 polls. Head coach John Grass became the first OVC coach honored as the AFCA National Coach of the Year while quarterback Eli Jenkins was named the FCS ADA National Quarterback of the Year, finishing the year with 2,788 passing and 1,161 rushing yards (one of just three Division I quarterbacks - FBS or FCS - to achieve those numbers during the year).

Jenkins would conclude his career in 2016 with 3,796 rushing yards, the seventh-most ever by a FCS quarterback. Jenkins, who was named OVC Male Athlete of the Year in back-to-back seasons, capped his career with 11,448 yards of total offense, second-most in OVC history (behind only Garoppolo).

In 2017, Jacksonville State senior defensive end Darius Jackson became the first OVC player to win the Buck Buchanan Award, given to the FCS National Defensive Player of the Year. Jackson tallied 51 tackles, 19.0 tackles-for-loss, 7.0 sacks, 19 quarterback hurries, 3 forced fumbles and 2 fumble recoveries in 11 regular season games.

2017 also saw the third OVC coach named the winner of the Eddie Robinson Award as the FCS National Coach of the Year. The honor went to Austin Peay second-year coach Will Healy who orchestrated a tremendous turnaround for the Gobs program. After going 0-11 during his initial season and starting 2017 with back-to-back losses to FBS opponents, the team's losing streak had reached 29 games and overall the team had won just one of its previous 48 games overall. But a win during week three catapulted the team to an 8-4 record and 7-1 OVC record and second-place league finish. The eight wins matched the school record, while the seven Conference

wins established a new school record. Along the way the team snapped a 21-game OVC losing streak and a 45-game road losing streak and finished the year with four road victories, which was more than the program won in the previous nine years combined.

The OVC made it back-to-back Buck Buchanan Award winners in 2018, as Southeast Missouri junior linebacker Zach Hall took home the prestigious award. He finished the season with 168 tackles, the most of any FCS player and a new Southeast Missouri single-season record, while leading his team to just in second-ever playoff appearance.

In 2019, Austin Peay won a school record 11 games, claimed its first OVC Championship since 1977 and appeared in its first-ever FCS Playoffs, advancing to the quarterfinals. The Gobs would finish the year ranked No. 8 in the national polls.

The 2020 Conference season was unprecedented in nature, as the COVID-19 pandemic postponed it until the spring, with teams playing a seven-game Conference schedule from February through April.

Over its 73 years, OVC teams have garnered national championships and bowl games in football, along with national team or individual titles in the sports of rifle, cross country, track and golf.

The OVC has also produced several Olympic athletes, including Murray State's Morgan Hicks, who was a member of the 2004 United States Olympic Rifle Team and Morehead State's Brian Shimer who competed in five Winter Olympics in bobsled (winning a bronze medal in 2002) and coached the 2010 United States bobsled team to its first gold medal since 1948. Former Morehead State football and Eastern Kentucky track and field athlete Dallas Robinson competed with the U.S. bobsled team during the 2014 Sochi Winter Olympics. In addition, some of the greatest players in professional sports were educated at OVC institutions. The list includes former greats such as football's Phil Simms (Morehead State) and Tony Romo (Eastern Illinois), basketball's Clem Haskins (Western Kentucky) and Kenneth Faried (Morehead State) and two-sport star Steve Hamilton (Morehead State) to present-day standouts like basketball players Ja Morant (Murray State), Robert Covington (Tennessee State) and Chelsey Perry (UT Martin), football player Jimmy Garoppolo (Eastern Illinois) and baseball player Alec Mills (UT Martin), who threw a no-hitter for the Chicago Cubs in 2020. Hamilton is the only athlete to ever play in the NCAA Basketball Championship, a Major League Baseball World Series (New York Yankees) and an NBA Championship Series (Los Angeles Lakers).

A first in the OVC occurred in 2008, when the league had a first round draft pick in both the NFL (Tennessee State's Dominique Rodgers-Cromartie) and Major League Baseball (Eastern Kentucky's Christian Friedrich) Drafts in the same school year. A year later (2009) the league had a Major League Baseball First Round Compensation Round pick (Eastern Illinois' Tyler Keher who was No. 48 overall) and NBA Second Round pick (UT Martin's Lester Hudson) in the same season.

In March 2020 due to the COVID-19 public health emergency, spring sports were canceled across the OVC and the NCAA (including all winter and spring NCAA Championships). Conference play for Fall 2020 sports (football, soccer, volleyball, cross country) was pushed to the spring which saw every OVC Championship successfully completed in just a 112-day span (and all but one taking place in a 90-day span).

The playing field is not the only place where OVC athletes are working hard. The league also recognizes excellence in the classroom. Six Scholar-Athlete Awards are presented yearly to male and female athletes, while others are commended for their academic success by being Medal of Honor recipients or earning a spot on the Commissioner's Honor Roll. Additionally, the league annually presents one institutional Academic Achievement Award, as well as separate team awards in each Conference-sponsored sport. Since the College Sports Information Directors of America (CoSIDA) Academic All-America program began, the Ohio Valley Conference has had 298 student-athletes honored with the award.

Through the early years of the league, administrators wrestled with fan behavior due to the close proximity of the Conference members and the intense rivalries which developed. Just as it did decades ago, the OVC took the leadership role on what has become a national issue. In 1995, the OVC implemented a first-of-its-kind "Sportsmanship Statement," a policy which promotes principles of fair play, ethical conduct and respect for one's opponent. The statement has become a model for others to follow across the nation and has answered the challenge of the NCAA Presidents Commission to improve sportsmanship in collegiate athletics.

Additionally, the OVC annually presents the Steve Hamilton Sportsmanship Award, in honor of the former Morehead State student-athlete, coach and athletics director, to a junior or senior student-athlete with significant athletic contributions who best exemplifies the characteristics of sportsmanship and citizenship. Most recently, the Conference has also implemented the OVC Institutional and Team Sportsmanship Awards, which are presented to one institution and 18 sport-specific teams voted by their peers to have best exhibited the standards of sportsmanship and ethical conduct as outlined by the OVC and NCAA.

The Ohio Valley Conference sponsors the following sports: baseball, basketball, cross country, football, golf, tennis and track for men, and basketball, cross country, golf, soccer, softball, tennis, track, volleyball and beach volleyball for women. In addition, the OVC also sponsors the combined men's and women's sport of rifle.

Now in its seventh decade of competition, the Ohio Valley Conference has grown significantly from its humble beginnings while increasing the number of athletics opportunities it provides for students. Current league representatives include charter members Morehead State University and Murray State University, along with Austin Peay State University, Belmont University, Eastern Illinois University, Southeast Missouri State University, Southern Illinois University Edwardsville, Tennessee State University, Tennessee Technological University and the University of Tennessee at Martin. The University of Tennessee at Chattanooga is an affiliate member for the sport of beach volleyball.

OHIO VALLEY CONFERENCE



AUSTIN PEAY
Clarksville, Tenn.
Member since 1962



BELMONT
Nashville, Tenn.
Member since 2012



EASTERN ILLINOIS
Charleston, Ill.
Member since 1996



MOREHEAD STATE
Morehead, Ky.
Member since 1948



MURRAY STATE
Murray, Ky.
Member since 1948



SOUTHEAST MISSOURI
Cape Girardeau, Mo.
Member since 1991



SIUE
Edwardsville, Ill.
Member since 2008



TENNESSEE STATE
Nashville, Tenn.
Member since 1986



TENNESSEE TECH
Cookeville, Tenn.
Member since 1949



UT MARTIN
Martin, Tenn.
Member since 1992

OVC COMMUNICATIONS

For more information on the OVC during the year, please contact the Asst. Commissioner for Strategic Communications, Kyle Schwartz, at (615) 690-6685 or kschwartz@ovc.org.

OVCSPORTS.COM

The official Website of the Ohio Valley Conference is OVCsports.com. The website is a direct partnership with SIDEARM Sports. The Website contains all the latest news on the conference including releases, statistics and standings.

ONLINE PRESS BOX

The OVC Football Online Press Box is a one-stop shop for gathering information about the OVC and its member schools. Media can access it at www.OVCsports.com/footballpressbox or via links on the Football page at OVCsports.com. There you will find important related files and links for every OVC school in one place.

SCHOOL WEBSITES

Ohio Valley Conference.....	OVCsports.com
Austin Peay	LetsGoPeay.com
Belmont	BelmontBruins.com
Eastern Illinois	ElUpanters.com
Murray State	GoRacers.com
Southeast Missouri	GoSoutheast.com
SIUE	siuecougars.com
Tennessee State.....	TSUTigers.com
Tennessee Tech.....	TTUSports.com
UT Martin	UTMSports.com

OVC GAMES ON THE RADIO/ESPN+

AUSTIN PEAY

Radio Flagship	ESPN 104.1 FM/540 AM
Radio Talent.....	Brian Rives, Eric Foister
ESPN+ Talent.....	Barry Gresham

EASTERN ILLINOIS

Radio Flagship.....	WEIU Hit Mix 88.9
Radio Talent.....	Mike Bradd, Jason Fisher
ESPN+ Talent.....	same

MURRAY STATE

Radio Flagship.....	WFGS-FM 103.7
Radio Talent.....	Neal Bradley, Josh McKeel
ESPN+ Talent	Aaron Clayton
ESPN+ Talent	same

SOUTHEAST MISSOURI

Radio Flagship.....	ESPN 92.9 FM
Radio Talent.....	Erik Sean, Rick Wieser
ESPN+ Talent	same

TENNESSEE STATE

Radio Flagship.....	102.1 FM "The Light"
Radio Talent.....	Greg Pogue, Will Brown
ESPN+ Talent.....	Alex Gould

TENNESSEE TECH

Radio Flagship.....	98.5 Kiss FM
Radio Talent.....	Roger Ealey, Dylan Vazzano
ESPN+ Talent	Dylan Vazzano, Sam Brooks

UT MARTIN

Radio Flagship.....	WCMT 1410 AM/100.5 FM
Radio Talent.....	John Hatler, Derek Carr
ESPN+ Talent.....	John Hatler, Derek Carr, Chris Brinkley

MEDIA INFORMATION

OVC COACHES WEEKLY ZOOM

During the regular season a weekly Zoom featuring the league's head coaches will be held every Tuesday morning. The first session will take place on Tuesday, August 31. A schedule of what times coaches will appear weekly is below. For information on how to access the Zoom, please contact Kyle Schwartz in the OVC Office (615-690-6685 or kschwartz@ovc.org).

10:20 - Dean Hood, Murray State
10:40 - Jason Simpson, UT Martin
10:50 - Adam Cushing, Eastern Illinois
11:10 - Dewayne Alexander, Tennessee Tech
11:20 - Tom Matukewicz, SEMO
11:30 - Scotty Walden, Austin Peay
11:50 - Eddie George, Tennessee State

ESPN+

ESPN+ is the exclusive home for live web streamed athletic contests involving OVC schools. ESPN+ is a multi-sport, direct-to-consumer subscription streaming service from The Walt Disney Company Direct-to-Consumer & International segment and ESPN. It offers fans thousands of additional live events, on-demand content and original programming not available on ESPN's linear TV or digital networks.

OVC AND SOCIAL MEDIA

Media and fans can get the latest updates on Ohio Valley Conference happenings by using the social media outlets including Twitter, Facebook, Instagram and Snapchat. Followers and fans of the OVC on each application will get breaking news first and have the chance to access special content and receive special deals. The OVC can be found on Twitter at <http://www.twitter.com/ovcsports>, Facebook at <http://www.facebook.com/ovcsports> and on Instagram and Snapchat with the handle "ovcsports." The OVC also has a YouTube channel (<http://www.YouTube.com/ohiovalleyconference>) for the latest videos and a blog located at <http://www.OVCExtra.com>.

FCS PLAYOFFS/OVC TIEBREAKERS

The participants in the 2021 NCAA Football Championship Subdivision (formerly I-AA) Playoffs will be announced on Sunday, Nov. 21. In the event of a tie for the OVC Championship, the following procedures will be used to break all ties and to determine the league's NCAA playoff representative.

TWO-WAY TIES

1. A two-way tie shall exist only if the tied teams have the same number of losses.
2. Should two teams have the same number of losses, and the two teams played each other during the regular season, the winner of the head-to-head contest shall be the league's postseason representative.
3. If the two tied teams have the same number of losses, but did not play each other during the regular season, the following procedure shall be utilized to break the tie:

a.) A comparison of each team's head-to-head record against the team occupying the highest position in the regular-season standings that each team has played. If one team won its game against that team, the winning team shall be declared the representative.

b.) Should the procedure outlined in Item a. fail to break the tie, the process will continue to the next-place team and beyond until the tie is broken.

c.) When arriving at another group of tied teams, composite records between the tying teams shall be utilized to determine if one of the tied teams has won more games against the group of tied teams.

4. If the procedures described previously fail to break the tie, the representative shall be determined by a coin flip.

MULTIPLE TIES

1. A multiple tie (three or more teams) shall exist only if the tied teams have the same number of losses.
2. If all of the teams involved in the multiple tie played each other during the regular season, then the composite records among the tied teams shall be compared to break the tie.
3. If the process outlined in Step 2 reduces the tie to a tie among two teams, the two-team tiebreaker formula shall then be utilized.
4. If not all of the tied teams played each other during the regular season, or if step 2 does not break or reduce the tie, the following procedure shall be utilized:

a.) A comparison of each of the tied teams' head-to-head record against the team occupying the highest position in the regular season standings that each team has played. If one team won its game against that team, the winning team shall be declared the representative.

b.) Should the procedure outlined in Item a. fail to break the tie, the process will continue to the next-place team and beyond until the tie is broken.

c.) When arriving at another group of tied teams, composite records between the tying teams shall be utilized to determine if one of the tied teams has won more games against the group of tied teams.

5. If the procedures described previously fail to break the tie, the representative shall be determined by a blind drawing.

OVC ACADEMIC AWARDS

The winners are selected from a group of nominees by OVC Faculty Athletics Representatives. To be eligible, honorees must have at least a 3.25 GPA and conduct themselves in a manner which has brought credit to the student-athlete, his or her institution, intercollegiate athletics and the Ohio Valley Conference.

UT MARTIN SCHOLAR-ATHLETES

1994-95	Anna Davis	Women's Tennis
	Caroline Groves	Women's Tennis
1996-97	Klas Brunskog	Men's Tennis
	Angela Olsen	Women's Tennis
1997-98	Arthur Castle	Men's Basketball
2001-02	Kelly Pendleton	Women's Basketball
2002-03	Rachel Ahlers	Volleyball
2004-05	Brady Wahlberg	Football
2005-06	Chad McMahan	Football
2007-08	Andrey Yesipov	Men's Tennis
2008-09	Jamie Furstenberg	Soccer
2009-10	Cody Terry	Baseball
2010-11	Jenna Miller	Volleyball
2011-12	Leah Taylor	Softball
2012-13	Heather Butler	Women's Basketball
2014-15	Ben Reeves	Golf
	Katie Schubert	Women's Basketball
2016-17	Joe Martin	Rifle

Awarded each fall (but based on the prior year's achievements), the OVC Scholar-Athlete Award is the highest individual honor that can be earned by OVC student-athletes and it is given annually to three men and three women of junior or senior status who have accomplishments in both the classroom and athletic arena, as well as leadership qualities.

COMMISSIONER'S HONOR ROLL


The OVC Commissioner's Honor Roll is presented annually to student-athletes who have at least a 3.25 GPA and who have been eligible and on the team throughout the competitive season in their chosen NCAA-sponsored sport or sports. Since joining the OVC in 1992, a total of 2,293 UT Martin student-athletes have been named to the prestigious list.

Year	Total	Year	Total
1993-94	48	2007-08	85
1994-95	62	2008-09	73
1995-96	68	2009-10	70
1996-97	41	2010-11	93
1997-98	38	2011-12	114
1998-99	52	2012-13	116
1999-00	50	2013-14	109
2000-01	58	2014-15	100
2001-02	65	2015-16	83
2002-03	82	2016-17	116
2003-04	81	2017-18	130
2004-05	78	2018-19	128
2005-06	81	2019-20	191
2006-07	81	2020-21	162

OVC MEDAL OF HONOR

The OVC Medal of Honor is given annually to the student-athlete(s) who achieve the highest GPA (4.0) in a Conference-sponsored sport. Since joining the OVC in 1992, UT Martin student-athletes have claimed 307 Medals of Honor.

Year	Total	Year	Total	Year	Total
1993-94	4	2003-04	11	2013-14	22
1994-95	4	2004-05	7	2014-15	16
1995-96	8	2005-06	8	2015-16	8
1996-97	8	2006-07	9	2016-17	20
1997-98	7	2007-08	13	2017-18	17
1998-99	5	2008-09	8	2018-19	19
1999-00	7	2009-10	12	2019-20	21
2000-01	6	2010-11	15	2020-21	23
2001-02	7	2011-12	16		
2002-03	12	2012-13	17		



In July 2007, the Nashville Sports Council and the Ohio Valley Conference announced the creation of the Sergeant York Trophy which goes to the winner of the quadrangular season football series between the four Ohio Valley Conference schools located in the state of Tennessee – Austin Peay State University, University of Tennessee at Martin, Tennessee State University and Tennessee Technological University.

The award is the only traveling trophy that involves four teams in college sports; there are three others that involve three teams, including the Commander in Chief's Trophy which has been contested between Air Force, Army and Navy annually since 1972.

The award is presented by Delta Dental of Tennessee.

In a close race, Tennessee State and Austin Peay shared the inaugural award, finishing with identical 2-1 records in 2007. Tennessee State took the trophy home with it thanks to a one-point victory in overtime over the Governors; that game was decided by a blocked extra point by NFL First Round Draft Pick Dominique Rodgers-Cromartie.

The award is named in honor of Alvin C. York, the most noted Soldier of World War I. As a corporal in the 2nd battalion, 328th Infantry, in the Battle of the Meuse River-Argonne (Oct. 8, 1918), York and seven other soldiers captured 132 prisoners, was promoted to sergeant and received the Distinguished Service Cross, the French Croix de Guerre, the French Legion of Honor, the Croce di Guerra of Italy and the War Medal of Montenegro. Upon his return to the United States in 1919, he was bestowed the Congressional Medal of Honor.

Following the war York returned his home in Pall Mall, Tenn. (located in north central Tennessee, 55 miles northeast of Cookeville) where he dedicated his life to improving education and facilitating educational opportunities for children in the state of Tennessee. In 1927 he established the Alvin C. York Institute after spending several years raising money for the school which opened as a private institution. That school was established, in part, to provide educational opportunities denied to the boys and girls of Fentress County. In 1937, the Institute became a state special school after an appeal to the Tennessee State Legislature. The school, located in Jamestown, Tennessee, is still in operation today.

York died on Sept. 2, 1964 and the foundation which he helped establish in 1920 – The Sergeant York Patriotic Foundation – was dormant for many years. The Foundation was re-established by Lipscomb Davis, Jr. in 1992 and is currently run by Sgt. York's grandson Gerald (U.S. Army Colonel, Retired). York's papers are archived by Michael E. Birdwell, Ph.D., who is an associate professor of history at Tennessee Technological University, one of the four institutions that will compete for the yearly honor.

After the completion of the football season, the Sergeant York Trophy is awarded to the institution with the best head-to-head record in the matchups with their fellow Tennessee schools. In the event of a tie, the award is shared; however, the previous winner will retain the trophy if they are part of the tie. If the tie is between two other institutions, the trophy will go to the institution that has gone the most seasons without winning the trophy.

SGT. YORK GAME RECORDS

TEAM

Points:	61 - UT Martin vs. Austin Peay (10/8/11)
Total Offensive Yards:	644 - Austin Peay vs. Tennessee State (11/5/16)
First Downs:	36 - Tennessee Tech vs. Tennessee State (10/15/11)

Rushing Yards:	423 - Austin Peay vs. Tennessee Tech (11/4/17)
Rushing Attempts:	63 - Tennessee State vs. Austin Peay (9/15/07)
Rushing Touchdowns:	6 - Austin Peay vs. Tennessee State (10/6/18)

Passing Yards:	422 - UT Martin vs. Tennessee Tech (11/10/12)
Passing Attempts:	58 - Tennessee Tech vs. Tennessee State (10/15/11)
Passing Touchdowns:	6 - UT Martin vs. Austin Peay (10/8/11)
Completions:	35 - UT Martin vs. Tennessee Tech (11/10/12)

Interceptions:	3 - Done 9 Times
INT Return Yards:	92 - Tennessee State vs. Tennessee Tech (10/31/09)

Fumbles Lost:	4 - Tennessee State vs. Austin Peay (10/6/18)
Fumble Recoveries:	4 - Tennessee State vs. Austin Peay (10/6/18)

Sacks:	8 - UT Martin vs. Tennessee Tech (10/3/15)
Turnovers Committed:	5 - Done 4 Times

Penalites:	19 - UT Martin vs. Tennessee State (10/19/13)
Penalty Yards:	167 - Tennessee State vs. Austin Peay (11/8/14)

INDIVIDUAL

Rushing Yards:	227 - Brian Snead, APSU vs. TSU (2/28/21)
Rushing Attempts:	35 - Don Chapman, UTM vs. TSU (11/17/07)
Rushing Touchdowns:	4 - Javarris Williams, TSU vs. UTM (11/17/07)
Longest Rush:	84 - Ladarius Vanlier, TTU vs. APSU (11/22/14) 84 - Ronald Butler, TSU vs. APSU (11/5/16)

Passing Yards:	422 - Derek Carr, UTM vs. TTU (11/10/12)
Passing Attempts:	58 - Tre Lamb, TTU vs. TSU (10/15/11)
Completions:	35 - Derek Carr, UTM vs. TTU (11/10/12)
Passing Touchdowns:	6 - Derek Carr, UTM vs. APSU (10/8/11)
Longest Pass:	84 - Jeremy Perry, TSU vs. TTU (10/23/10)
Most Interceptions:	3 - Done 5 Times

Receiving Yards:	198 - Ben Axline, UTM vs. APSU (10/8/16)
Receptions:	13 - Jeremy Butler, UTM at TTU (11/10/12)
Receiving Touchdowns:	3 - Done 10 Times
Longest Reception:	84 - Calvin McNairl, TSU vs. TTU (10/23/10)

Field Goals Made:	5 - Jamin Godfrey, TSU vs. TTU (10/27/12)
Longest Field Goal:	57 - Lane Clark, TSU vs. UTM (10/1/16) 57 - Nick Madonia, TTU vs. TSU (11/12/16)

Punts:	10 - Jonathan King, TTU vs. UT Martin (10/3/15) 10 - Matt Rigney, APSU vs. TSU (2/28/21)
Longest Punt:	73 - James Satterfield, UTM vs. TTU (11/10/12)
Punt Return Yards:	107 - CJ Estelle, UTM vs. APSU (11/6/10)
Longest Punt Return:	76 - CJ Estelle, UTM vs. APSU (10/8/11)
Kick Return Yards:	243 - Terrence Holt, APSU vs. UTM (11/21/09)
Longest Kick Return:	100 - Weldon Garlington, TSU vs. APSU (10/1/11)
All-Purpose Yards:	312 - Terrence Holt, APSU vs. UTM (11/21/09)

Interceptions:	2 - Done Eight Times
Tackles:	20 - Corey Reed, TTU vs. UTM (10/16/08)
Sacks:	2.5 - Antonio Harper, TSU vs. TTU (10/15/11) 2.5 - Antonio Harper, TSU at UTM (10/19/13) 2.5 - Damani Taylor, UTM vs. TTU (10/3/15) 2.5 - Jaison Williams, APSU vs. UTM (9/30/17) 2.5 - TJ Jefferson, UTM at TTU (10/12/19)

SGT. YORK TROPHY

2007

Sept. 15	Tennessee State 33, @ Austin Peay 32 (OT)
Sept. 22	@ Austin Peay 17, UT Martin 14
Sept. 27	Tennessee Tech 13, @ UT Martin 10
Oct. 6	Austin Peay 30, @ Tennessee Tech 27
Oct. 11	Tennessee State 45, @ Tennessee Tech 28
Nov. 17	UT Martin 43 , @ Tennessee State 38

2008

Sept. 20	UT Martin 31 , @ Austin Peay 17
Oct. 4	Tennessee State 30, @ UT Martin 27 (OT)
Oct. 16	UT Martin 35 , @ Tennessee Tech 7
Oct. 18	@ Tennessee State 37, Austin Peay 34
Oct. 25	@ Austin Peay 31, Tennessee Tech 28
Nov. 1	@ Tennessee State 41, Tennessee Tech 14

2009

Oct. 3	@ Tennessee Tech 31, Austin Peay 23
Oct. 10	Tennessee Tech 35, @ UT Martin 28
Oct. 31	@ Tennessee Tech 20, Tennessee State 13
Nov. 7	UT Martin 28 , @ Tennessee State 7
Nov. 14	@ Austin Peay 24, Tennessee State 21
Nov. 21	@ UT Martin 48 , Austin Peay 38

2010

Sept. 18	Austin Peay 26, @ Tennessee State 23
Sept. 30	UT Martin 27 , @ Tennessee Tech 24
Oct. 9	Tennessee Tech 34, @ Austin Peay 21
Oct. 23	Tennessee Tech 21, @ Tennessee State 10
Nov. 6	UT Martin 28 , @ Austin Peay 12
Nov. 13	@ UT Martin 37 , Tennessee State 0

2011

Oct. 1	@ Austin Peay 37, Tennessee State 34
Oct. 1	Tennessee Tech 34, @ UT Martin 31
Oct. 8	@ UT Martin 61 , Austin Peay 23
Oct. 15	Tennessee State 42, @ Tennessee Tech 40
Nov. 12	@ Tennessee State 35, UT Martin 30
Nov. 19	@ Tennessee Tech 49, Austin Peay 7

2012

Sept. 15	@ Tennessee State 34, Austin Peay 14
Sept. 22	UT Martin 31 , @ Austin Peay 6
Oct. 27	@ Tennessee State 22, Tennessee Tech 21
Nov. 10	@ Tennessee Tech 45, UT Martin 44 (OT)
Nov. 17	@ Austin Peay 38, Tennessee Tech 31
Nov. 17	@ UT Martin 35 , Tennessee State 26

2013

Sept. 21	Tennessee State 41, @ Tennessee Tech 21
Oct. 10	UT Martin 28 , @ Tennessee Tech 17
Oct. 19	Tennessee State 29, @ UT Martin 15
Oct. 26	UT Martin 38 , @ Austin Peay 14
Nov. 9	@ Tennessee State 31, Austin Peay 6
Nov. 23	@ Tennessee Tech 34, Austin Peay 0

2014

Sept. 20	@ Tennessee State 10, Tennessee Tech 7
Oct. 9	@ UT Martin 17 , Tennessee Tech 10
Oct. 18	UT Martin 21 , @ Tennessee State 16
Oct. 25	@ UT Martin 37 , Austin Peay 7
Nov. 8	Tennessee State 31, @ Austin Peay 27
Nov. 22	Tennessee Tech 41, @ Austin Peay 15

2015

Oct. 3	UT Martin 31 , @ Tennessee Tech 17
Oct. 10	@ UT Martin 28 , Tennessee State 14
Oct. 17	UT Martin 44 , @ Austin Peay 14
Oct. 31	@ Tennessee State 20, Austin Peay 6
Nov. 14	@ Tennessee Tech 42, Austin Peay 24
Nov. 21	@ Tennessee Tech 30, Tennessee State 24

2016

Sept. 10	Tennessee Tech 41, @ Austin Peay 7
Sept. 24	@ UT Martin 44 , Tennessee Tech 23
Oct. 1	@ Tennessee State 34, UT Martin 30
Oct. 8	@ UT Martin 45 , Austin Peay 31
Nov. 5	Tennessee State 41, @ Austin Peay 40
Nov. 12	Tennessee Tech 44, @ Tennessee State 16

2017

Sept. 23	@ UT Martin 31 , Tennessee State 16
Sept. 30	@ Austin Peay 7, UT Martin 0
Oct. 14	Austin Peay 21, @ Tennessee State 17
Oct. 28	@ Tennessee Tech 30, Tennessee State 26
Nov. 4	Austin Peay 35, @ Tennessee Tech 28
Nov. 18	UT Martin 24 , @ Tennessee Tech 0

2018

Sept. 22	@ UT Martin 37 , Austin Peay 7
Oct. 6	@ Austin Peay 49, Tennessee State 34
Oct. 20	@ Tennessee State 41, Tennessee Tech 14
Oct. 27	@ Austin Peay 41, Tennessee Tech 10
Nov. 10	@ UT Martin 38 , Tennessee Tech 13
Nov. 17	@ Tennessee State 31, UT Martin 28 (OT)

2019

Oct. 12	UT Martin 55 , @ Tennessee Tech 14
Oct. 19	@ Tennessee State 26, Austin Peay 24
Oct. 26	Austin Peay 58, @ Tennessee Tech 21
Nov. 9	@ Austin Peay 38, UT Martin 24
Nov. 16	@ UT Martin 28 , Tennessee State 7
Nov. 23	Tennessee State 37, @ Tennessee Tech 27

2020

Feb. 21	@ Tennessee Tech 27, Austin Peay 21
Feb. 28	@ Austin Peay 27, Tennessee State 20
March 21	UT Martin 37 , @ Austin Peay 34
March 28	@ Tennessee State 26, UT Martin 24
Apr. 3	@ Tennessee Tech 24, Tennessee State 10
Apr. 11	@ UT Martin 40 , Tennessee Tech 7

ALL-TIME RECORD IN SGT. YORK TROPHY GAMES

Austin Peay	15-27
Tennessee State	22-20
Tennessee Tech	18-24
UT Martin	29-13

UT Martin at home: 14-5

UT Martin on the road: 15-8

SGT. YORK TROPHY WINNERS

2007 - Tennessee State*, Austin Peay
2008 - Tennessee State
2009 - Tennessee Tech
2010 - UT Martin
2011 - Tennessee State*, Tennessee Tech
2012 - Tennessee State*, UT Martin
2013 - Tennessee State
2014 - UT Martin
2015 - UT Martin
2016 - UT Martin*, Tennessee State, Tennessee Tech
2017 - Austin Peay
2018 - Austin Peay*, Tennessee State, UT Martin
2019 - Austin Peay*, Tennessee State, UT Martin
2020 - Tennessee Tech*, UT Martin

*Took home the trophy due to winning the tiebreaker

KURT McGUFFIN

VICE CHANCELLOR & DIRECTOR OF ATHLETICS



THE McGUFFIN FILE



PERSONAL

YEAR IN COLLEGE ATHLETIC ADMINISTRATION: XX

YEAR AT UT MARTIN: FIFTH

HOMETOWN: IOLA, KANSAS

SPOUSE: JESSICA

CHILDREN: BRYCE, BRETT AND BREA

EDUCATION

KANSAS STATE (1996)

BACHELOR'S IN EDUCATION

WICHITA STATE (1999)

MASTER'S IN EDUCATION

MEMBERSHIP EXPERIENCE

NATIONAL ASSOCIATION OF COLLEGE DIRECTORS OF ATHLETICS

NATIONAL ASSOCIATION OF DEVELOPMENT DIRECTORS

NCAA MEN'S GOLF RANKING COMMITTEE

NCAA MEN'S BASKETBALL COMMITTEE

NCAA WOMEN'S BASKETBALL COMMITTEE

NACDA FCS ATHLETIC DIRECTORS EXECUTIVE COMMITTEE

CHAIR OF THE OVC COUNCIL OF ATHLETIC DIRECTORS

Kurt McGuffin was officially named the 15th University of Tennessee at Martin's director of intercollegiate athletics on May 22, 2017.

McGuffin brings more than 18 years of experience in the collegiate athletics forum, including nearly six years as athletics director at Missouri Western State University, an NCAA Division II school located in St. Joseph, Mo. Before leading the Griffon athletics department in 2011, he also spent time as an assistant athletics director for development at the University of Colorado (2010-11), as a senior associate athletic director for external operations at Kansas State University (2000-10) and as an assistant director of athletics for development at the University of Idaho-Moscow (1999-2000).

In his time at Missouri Western, McGuffin achieved the highest student-athlete grade point average in the history of the school while also setting an all-time high for graduation rate and community service hours. He significantly increased revenue generation to annual and endowment giving by 30 percent and he launched a capital campaign that produced five of the top 10 gifts in university history, finishing off \$13 million in building enhancements in the spring of 2016. In addition, he successfully added six additional sports to bring the total to 16 while collaborating to initiate a Master's program in Sport Business Management – which added 20 graduate assistants to his staff.

McGuffin oversaw six Mid-America Intercollegiate Athletics Association championship squads in his tenure at Missouri Western. That includes the Griffon football program winning its first ever outright MIAA championship in 2012, a year where they also made the deepest postseason run in school history into the Division II quarterfinals. The Missouri Western baseball team claimed its first-ever MIAA title in 2013, the women's basketball team won the MIAA regular season in 2015-16 while the Griffon softball program racked up three conference championships (2014 tournament, 2016 regular season, 2016 tournament) in McGuffin's tenure. Just this past season, the Missouri Western baseball team qualified for the NCAA Tournament in back-to-back seasons (2016-17) for the first time in program history while the Griffon softball program made it to their fourth straight NCAA Regional. The women's golf program also saw freshman Chong Yong advance to the NCAA Championships, becoming the first individual in school history to accomplish that feat.

McGuffin also sustained previous successful programs and experienced growth in resources across the board at Missouri Western. He hired head coaches to lead the Griffon volleyball program to its highest win total since the mid-1990's and earning the most MIAA victories in program history in 2014. The Missouri Western tennis squad also took a new direction under McGuffin, resulting in its first winning season in more than a decade in 2014-15. The Griffon soccer program has also shattered over 20 school records while making its first ever postseason appearance in 2014 while the women's golf program advanced to its first ever NCAA Championship berth in 2016. As a direct result, McGuffin led the Missouri Western charge into the top-100 in the Learfield Cup standings, elevating the program from its 287 ranking when he took over.

Facility improvements were also paramount in McGuffin's success at Missouri Western. He raised nearly \$8 million for a total renovation of Spratt Memorial Stadium while also helping construct a state-of-the-art women's soccer locker room and the Zack and Mary Workman Academic Success Center in 2014.

The upgrades to Spratt Memorial Stadium were instrumental in Missouri Western remaining as the summer home of the NFL's Kansas City Chiefs since 2010. McGuffin led the charge in 2014 as the Chiefs and Missouri Western announced an extension for St. Joseph as the sole training location through the 2017 season.

At Colorado, McGuffin created and implemented a new annual giving program which increased total giving by 15 percent. He added over 600 new members in the first year by establishing fundraising goals, implementing a new donor database, revamping the process of daily donations and planning special events. He also assisted with fundraising and development of a brand new \$12 million sport court practice facility while taking part in a \$1.5 billion university capital campaign.

In addition to his title as senior associate athletic director for external operations at Kansas State, McGuffin also served as the associate athletic director for development, the assistant athletic director for annual giving and the assistant director of athletic development in his decade in Manhattan. He completed over \$25 million in facility enhancements while also leading a \$90 million "Changing Lives Campaign." He also increased annual giving by 50 percent and endowments by over 70 percent.

McGuffin was the sport administrator for the Wildcat men's basketball, men's and women's golf and the men's and women's cross country/track and field programs. He led the development and implementation of a department-wide strategic plan while overseeing all external units (including development, ticketing, marketing and communication) responsible for a revenue of over \$28 million and budgets of \$12 million.

McGuffin led marketing campaigns that resulted in the largest football season-opening crowd in Kansas State history while also heading a sales group that sold out men's basketball games in three out of four seasons. In his tenure, the Wildcat women's basketball and volleyball programs were each in the top-10 nationally in attendance.

Before his first full-time role in athletics administration at Idaho-Moscow, McGuffin also was a graduate assistant for fundraising at Wichita State University, the director of men's basketball operations at Eastern Washington University and the head men's basketball student assistant at Kansas State.

McGuffin is a proud member of the National Association of College Directors of Athletics (NACDA) and the National Association of Development Directors (NADD). He has also spent time on the NCAA Men's Golf Ranking Committee and the NCAA Men's Basketball Committee.

An Iola, Kan. native, McGuffin graduated from Kansas State with a bachelor of science degree in education in 1996. He obtained his Master of Science degree in education from Wichita State in 1999. He is married to the former Jessica Whisler of Goodland, Kan. and the couple has three children – Bryce, Brett and Brea.



ATHLETICS SENIOR STAFF



DANELLE FABIANICH

Senior Assoc.
Athletic Director for
Administration/SWA



ASHLEY BYNUM

Assoc. Athletic
Director for
Compliance/Academics



LORA McDONALD

Assoc. Athletic
Director for
Marketing & Promotions



TRUDY HENDERSON

Assoc. Athletic
Director for
External Operations



BART BELEW

Assoc. Athletic
Director for
Sports Medicine



JULIUS MCNAIR

Assoc. Athletic
Director for
Development

1674
SEASON AS HEAD COACH
AT UT MARTIN

102
ALL-OVC PLAYERS

8x
WINNER OF SGT. YORK
TROPHY

16
ALL-AMERICANS

3x
FCS COACH OF THE YEAR
FINALIST

35
PLAYERS SIGNED
PROFESSIONAL CONTRACTS

474
IN OVC HISTORY WITH 72
CONFERENCE VICTORIES

674
IN OVC HISTORY WITH
90 CAREER VICTORIES

COACH SIMPSON



LONGEST TENURED HEAD COACH IN OVC



UT MARTIN SKYHAWKS

2021 FOOTBALL



SEPT.
2 AT WESTERN KENTUCKY
7 PM | BOWLING GREEN, KY.

SEPT.
11 SAMFORD
6 PM | MARTIN, TENN.

SEPT.
18 AT NORTHWESTERN STATE
6 PM | NATCHITOCHES, LA.

SEPT.
25 AT JACKSONVILLE STATE
3 PM | JACKSONVILLE, ALA.

OCT.
9 MURRAY STATE*
2 PM | MARTIN, TENN.

OCT.
16 AT EASTERN ILLINOIS*
2 PM | CHARLESTON, ILL.

OCT.
23 SOUTHEAST MISSOURI
2 PM | MARTIN, TENN.

OCT.
30 AUSTIN PEAY*
2 PM | MARTIN, TENN.

NOV.
6 TENNESSEE STATE*
2 PM | MARTIN, TENN.

NOV.
13 AT TENNESSEE TECH*
1:30 PM | COOKEVILLE, TENN.

NOV.
20 AT SOUTHEAST MISSOURI*
1 PM | CAPE GIRARDEAU, MO.

ALL TIMES CST AND SUBJECT TO CHANGE
HOME GAMES IN ORANGE



#WINNERSWEARBLUE

#MARTINMADE